


Lichttechnischer Prüfbefund

Familie
Licross® 11 Recessed

Bestell-Nr.: 51TL1ECN4B5R
EAN: 4058352579572

LP-Nummer
59263_22



Ausführung Abdeckung satiniert, elliptisch eng strahlend
Bestückung LED 4000 K | CRI ≥ 80
Betriebsgerät EVG-Multilumen CLOi
Bemessungswerte Nettolichtstrom = 11810 lm
 Systemleistung = 68.8 W
 Lichtausbeute = 171.7 lm/W

Seriendokumentation
08.03.2022

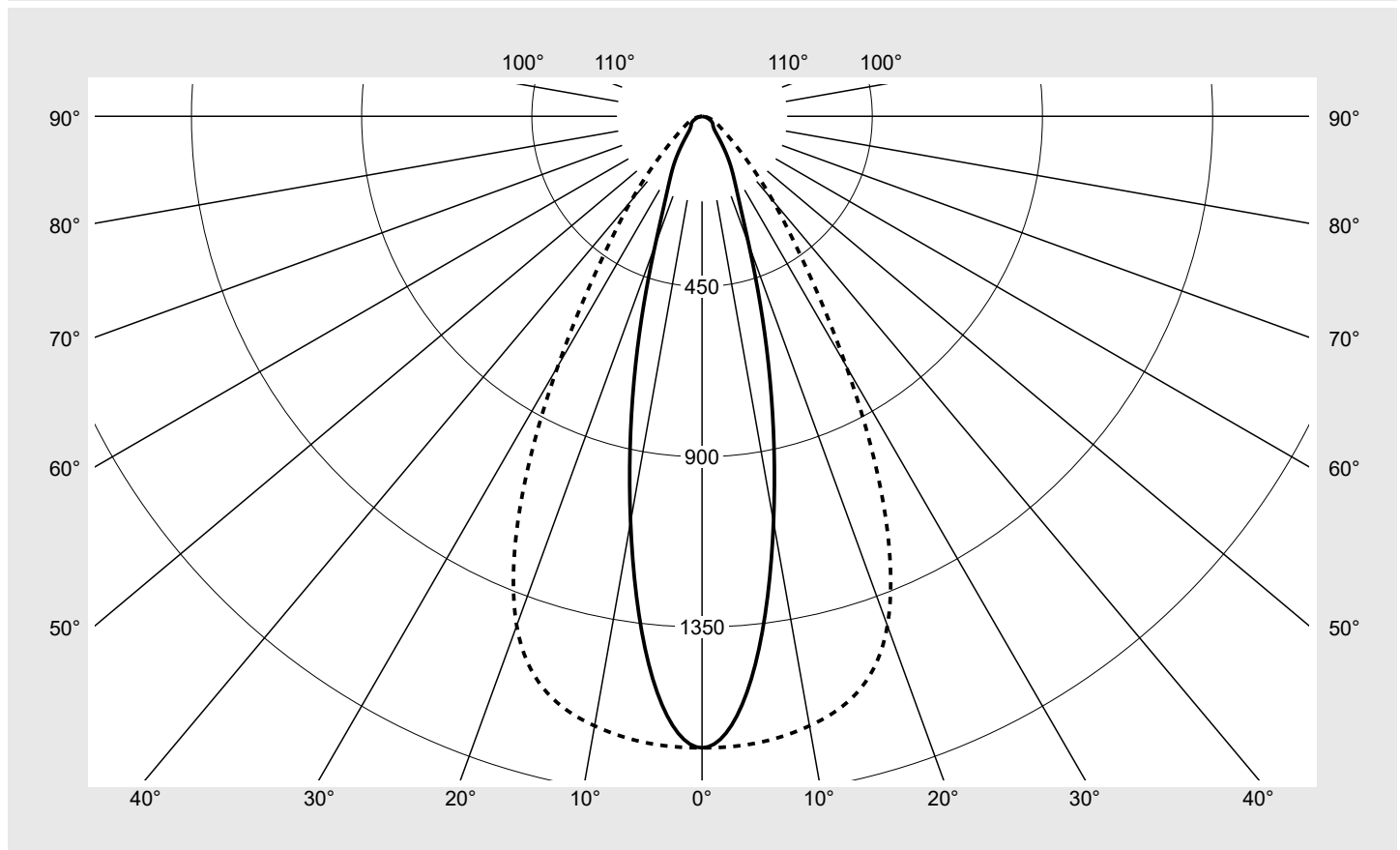
siteco

Lichtstärke in cd/klm

C180-0

C270-90

Imax: 1670 cd/klm



Klassifizierungen

DIN 5040 A 7 0
 CIE N1=85 N2=95 N3=99
 N4=100 N5=100

Leuchtenbetriebswirkungsgrade

η_{LB} 100,0%
 ϕ_u 100,0%
 ϕ_o 0,0%

Messbedingungen

DIN EN 13032 und DIN 5032

Lichttechnischer Prüfbefund

Familie Licross® 11 Recessed	Bestell-Nr.: 51TL1ECN4B5R EAN: 4058352579572	LP-Nummer 59263_22
Wertetabelle Lichtstärkemessung		Maximale Lichtstärke
		sITeco

C- Ebenen	0° 180°	15°	30°	45°	60°	75°	90° 270°	Phi-Zone	Summe Phi-Zone
		165° 195° 345°	150° 210° 330°	135° 225° 315°	120° 240° 300°	105° 255° 285°			
Lichtstärke in cd/klm								Lichtstrom in lm/klm	
0°	1669.5	1669.5	1669.5	1669.5	1669.5	1669.5	1669.5	10.0	10.0
5°	1493.3	1495.6	1516.6	1565.9	1616.3	1649.8	1662.9	75.0	85.0
10°	1088.5	1106.7	1175.0	1303.4	1460.6	1586.1	1636.2	126.8	211.8
15°	678.3	712.7	825.0	1006.5	1239.9	1474.8	1578.7	151.0	362.9
20°	362.1	388.9	492.0	707.6	980.6	1275.8	1432.9	148.2	511.0
25°	217.8	231.1	285.8	436.7	705.9	972.9	1137.5	127.8	638.8
30°	151.3	158.5	185.3	264.1	455.8	646.3	761.7	99.0	737.8
35°	95.4	107.0	131.3	171.8	268.4	391.1	463.8	70.7	808.5
40°	57.7	64.5	93.9	120.6	157.9	239.7	291.4	50.0	858.5
45°	43.5	45.9	58.2	86.3	99.5	145.4	176.9	35.2	893.7
50°	37.7	39.0	42.8	61.0	68.3	89.3	109.1	26.2	919.9
55°	34.6	35.0	36.7	43.5	50.5	59.6	73.7	20.9	940.8
60°	30.2	31.1	32.8	34.2	38.6	42.0	53.5	17.5	958.3
65°	23.9	25.4	29.1	28.1	30.1	30.8	41.3	14.6	972.8
70°	17.0	18.4	22.5	23.3	23.4	22.7	30.8	11.5	984.3
75°	10.9	12.0	16.2	17.9	17.4	15.7	20.7	8.4	992.7
80°	6.2	6.7	9.0	10.7	11.0	9.3	11.6	5.0	997.7
85°	3.1	3.3	4.2	5.0	4.8	3.9	4.2	2.3	1000.0
90°	0.0	0.0	0.0	0.0	0.0	0.0	0.0	0.0	1000.0
95°	0.0	0.0	0.0	0.0	0.0	0.0	0.0	0.0	1000.0
100°	0.0	0.0	0.0	0.0	0.0	0.0	0.0	0.0	1000.0
105°	0.0	0.0	0.0	0.0	0.0	0.0	0.0	0.0	1000.0
110°	0.0	0.0	0.0	0.0	0.0	0.0	0.0	0.0	1000.0
115°	0.0	0.0	0.0	0.0	0.0	0.0	0.0	0.0	1000.0
120°	0.0	0.0	0.0	0.0	0.0	0.0	0.0	0.0	1000.0
125°	0.0	0.0	0.0	0.0	0.0	0.0	0.0	0.0	1000.0
130°	0.0	0.0	0.0	0.0	0.0	0.0	0.0	0.0	1000.0
135°	0.0	0.0	0.0	0.0	0.0	0.0	0.0	0.0	1000.0
140°	0.0	0.0	0.0	0.0	0.0	0.0	0.0	0.0	1000.0
145°	0.0	0.0	0.0	0.0	0.0	0.0	0.0	0.0	1000.0
150°	0.0	0.0	0.0	0.0	0.0	0.0	0.0	0.0	1000.0
155°	0.0	0.0	0.0	0.0	0.0	0.0	0.0	0.0	1000.0
160°	0.0	0.0	0.0	0.0	0.0	0.0	0.0	0.0	1000.0
165°	0.0	0.0	0.0	0.0	0.0	0.0	0.0	0.0	1000.0
170°	0.0	0.0	0.0	0.0	0.0	0.0	0.0	0.0	1000.0
175°	0.0	0.0	0.0	0.0	0.0	0.0	0.0	0.0	1000.0
180°	0.0	0.0	0.0	0.0	0.0	0.0	0.0	0.0	1000.0

Lichttechnischer Prüfbefund

Familie Licross® 11 Recessed	Bestell-Nr.: 51TL1ECN4B5R EAN: 4058352579572	LP-Nummer 59263_22
--	---	------------------------------

UGR-Tabelle		Standardraum									
		Blickrichtung quer zur Leuchte (C0)					Blickrichtung längs zur Leuchte (C90)				
Raumabmessungen											
x	y										
2H	2H	15,7	17,0	16,1	17,3	17,6	20,7	22,0	21,1	22,3	22,6
	3H	16,9	18,0	17,3	18,3	18,7	21,3	22,4	21,7	22,7	23,1
	4H	17,3	18,3	17,7	18,7	19,0	21,6	22,6	22,0	22,9	23,3
	6H	17,5	18,4	17,9	18,8	19,2	21,8	22,7	22,2	23,0	23,4
	8H	17,7	18,5	18,1	18,9	19,3	22,0	22,7	22,4	23,1	23,5
	12H	17,7	18,5	18,1	18,9	19,3	22,0	22,7	22,4	23,1	23,5
4H	2H	16,6	17,5	16,9	17,9	18,2	20,7	21,8	21,1	22,1	22,5
	3H	18,0	18,8	18,4	19,2	19,6	21,4	22,3	21,9	22,7	23,1
	4H	18,5	19,2	18,9	19,6	20,1	21,8	22,6	22,3	23,0	23,4
	6H	18,8	19,4	19,2	19,9	20,3	22,1	22,7	22,6	23,2	23,6
	8H	18,9	19,5	19,4	19,9	20,4	22,2	22,8	22,7	23,2	23,7
	12H	19,0	19,5	19,5	19,9	20,4	22,3	22,8	22,8	23,2	23,7
8H	4H	19,0	19,5	19,4	20,0	20,4	21,9	22,5	22,4	22,9	23,4
	6H	19,4	19,9	19,9	20,3	20,9	22,3	22,8	22,8	23,2	23,8
	8H	19,6	20,0	20,1	20,5	21,0	22,4	22,8	23,0	23,3	23,9
	12H	19,7	20,0	20,2	20,5	21,1	22,5	22,9	23,1	23,4	23,9
12H	4H	19,0	19,5	19,5	19,9	20,4	21,9	22,4	22,4	22,9	23,4
	6H	19,5	19,9	20,0	20,4	20,9	22,3	22,7	22,8	23,2	23,7
	8H	19,7	20,0	20,2	20,6	21,1	22,5	22,8	23,0	23,3	23,9

Leuchtdichten-Tabelle Max. für $\gamma \geq 65^\circ$

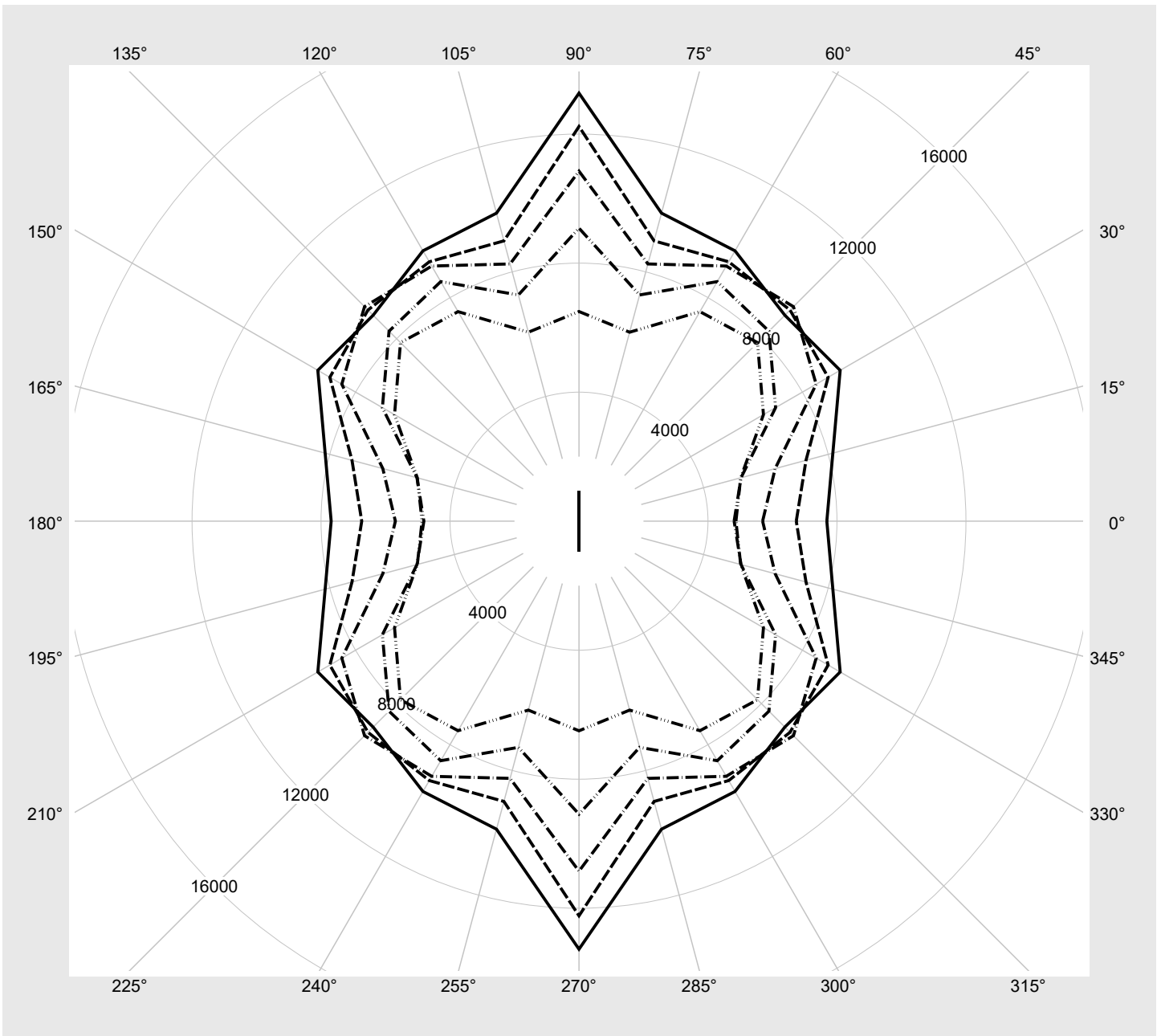
Lichttechnische Abmessungen in mm: L = 1500 B = 58

C-Ebenen	γ	Leuchtdichte in cd/m ²						
		0° 180°	15° 165° 195° 345°	30° 150° 210° 330°	45° 135° 225° 315°	60° 120° 240° 300°	75° 105° 255° 285°	90° 270°
45°		8348.8	8806.9	11163.8	16563.3	19108.1	27913.2	33968.1
50°		7969.9	8232.0	9038.1	12889.7	14426.3	18865.2	23047.9
55°		8179.7	8278.9	8690.4	10289.1	11955.8	14111.6	17446.9
60°		8187.2	8456.2	8909.1	9292.4	10477.8	11397.6	14522.8
65°		7685.8	8150.3	9352.5	9028.8	9677.9	9886.4	13270.3
70°		6738.1	7288.2	8921.9	9256.5	9285.8	8996.5	12235.6
75°		5694.4	6298.6	8493.5	9405.6	9133.9	8255.9	10851.1
80°		4810.8	5202.5	7040.3	8331.0	8575.6	7260.8	9083.8
85°		4867.3	5191.2	6605.5	7829.7	7501.0	6065.0	6499.5

Lichttechnischer Prüfbefund

Familie Licross® 11 Recessed	Bestell-Nr.: 51TL1ECN4B5R EAN: 4058352579572	LP-Nummer 59263_22
--	---	------------------------------

Leuchtdichten in cd/m² γ 65° γ 70° γ 75° γ 80° γ 85° **siteco**



Lichttechnischer Prüfbefund

Familie Licross® 11 Recessed	Bestell-Nr.: 51TL1ECN4B5R EAN: 4058352579572	LP-Nummer 59263_22
--	---	-------------------------------------

Multilumen-Tabelle	Umgebungstemperatur: 25°C	siteco
---------------------------	---------------------------	---------------

DIP-Stufe	Schalterstellung			Lichtstrom [lm]	Systemleistung [W]	Systemleistung [W] Lebensdauerende	Systemleistung [W] Durchschnitt
	1	2	3				
1	A	C	E	11810	68.8	76.9	72.8
2	A	C	F	10790	62.1	69.3	65.7
3	A	D	E	9820	56.0	62.2	59.1
4	A	D	F	8840	49.9	55.2	52.6
5	B	C	E	7830	43.9	48.6	46.2
6	B	C	F	6880	38.4	42.2	40.3
7	B	D	E	5930	32.9	36.3	34.6
8	B	D	F	4950	27.5	30.0	28.8