


Lichttechnischer Prüfbefund

Familie
Taris®

Bestell-Nr.: 5MT115D04WD
EAN: 4058352219157

LP-Nummer
58214_25



Ausführung Einbauleuchte, Kombinierte Linsen und Reflektor Optik, direkt strahlend, UGR≤19 (L65≤3000cd/m²)

Bestückung LED 4000 K | CRI ≥ 80

Betriebsgerät EVG-DALI

Bemessungswerte Nettolichtstrom = 3680 lm
Systemleistung = 22.2 W
Lichtausbeute = 165.8 lm/W

Seriendokumentation
16.11.2020

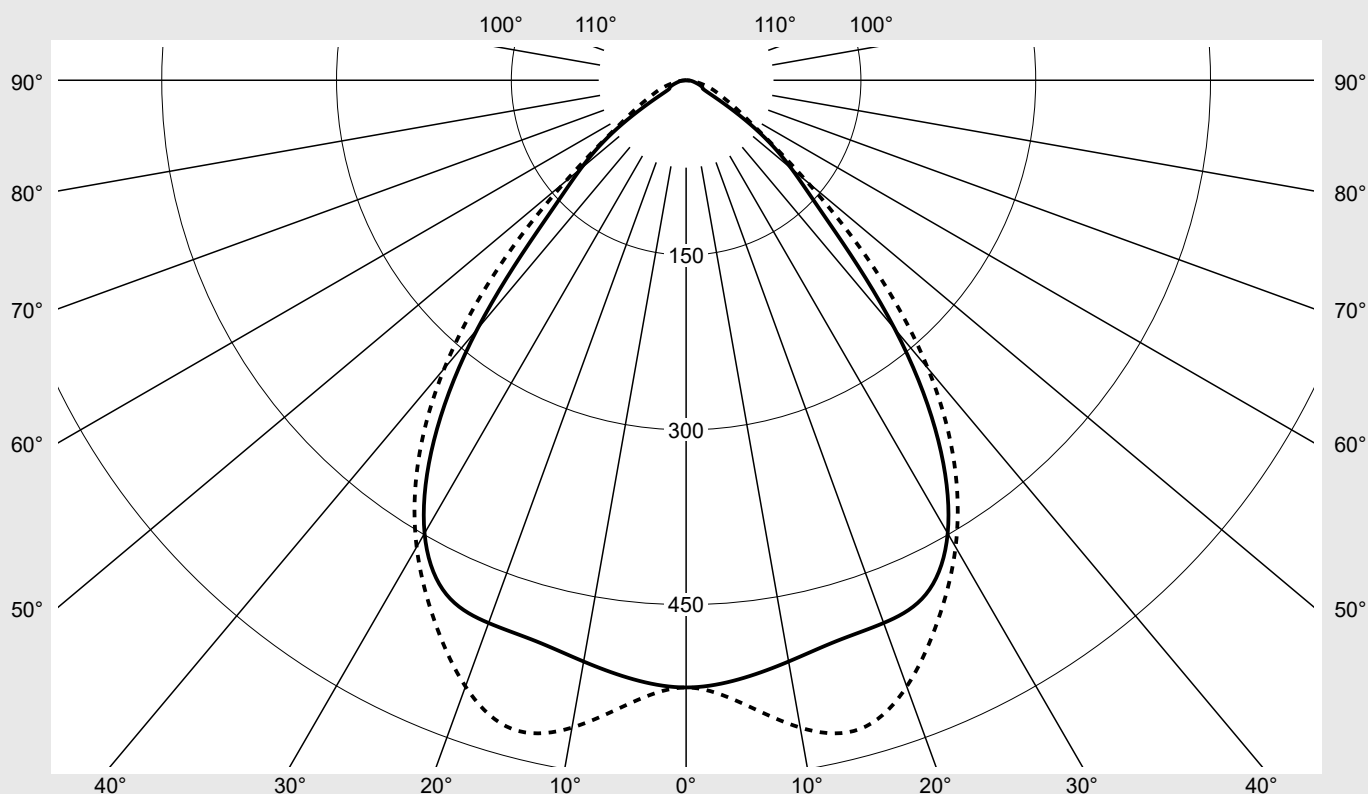
siteco

Lichtstärke in cd/klm

C180-0

C270-90

Imax: 576 cd/klm



Klassifizierungen

DIN 5040 A 6 0
CIE N1=73 N2=96 N3=99
N4=100 N5=100

Leuchtenbetriebswirkungsgrade

η_{LB} 100,0%
 ϕ_u 100,0%
 ϕ_o 0,0%

Messbedingungen

DIN EN 13032 und DIN 5032

Lichttechnischer Prüfbefund

Familie Taris®	Bestell-Nr.: 5MT115D04WD EAN: 4058352219157	LP-Nummer 58214_25
Wertetabelle Lichtstärkemessung		Maximale Lichtstärke
		sITeco

C- Ebenen	0° 180°	15°	30°	45°	60°	75°	90° 270°	Phi-Zone	Summe Phi-Zone
		165° 195° 345°	150° 210° 330°	135° 225° 315°	120° 240° 300°	105° 255° 285°			
γ	Lichtstärke in cd/klm							Lichtstrom in lm/klm	
0°	521.1	521.1	521.1	521.1	521.1	521.1	521.1	3.1	3.1
5°	516.1	520.3	519.9	524.0	528.9	533.3	536.1	25.1	28.2
10°	506.5	516.0	523.6	537.2	550.0	559.8	564.1	51.1	79.3
15°	498.3	513.9	530.8	551.3	564.9	572.7	576.4	77.3	156.7
20°	495.6	516.6	537.6	551.8	554.0	552.4	553.6	101.1	257.8
25°	486.8	512.0	535.3	531.0	517.4	511.0	511.3	119.9	377.7
30°	448.9	484.2	508.6	492.7	472.5	463.1	462.5	131.4	509.1
35°	377.3	415.7	446.9	441.4	421.7	403.5	401.2	132.0	641.1
40°	278.6	308.7	347.0	370.7	352.4	328.2	322.8	117.9	759.0
45°	174.5	195.1	230.9	272.3	262.2	235.2	228.3	90.3	849.2
50°	118.1	127.7	135.1	168.4	160.6	139.4	135.4	60.0	909.3
55°	72.5	79.8	88.9	92.6	82.0	78.0	77.7	37.1	946.4
60°	25.2	27.4	41.0	57.6	48.9	51.3	51.3	20.9	967.3
65°	15.6	15.5	17.0	29.2	33.4	34.9	35.1	12.9	980.2
70°	12.9	12.7	12.0	12.3	22.4	24.9	25.4	8.9	989.1
75°	8.8	8.7	8.3	8.9	9.8	17.1	16.4	5.8	994.9
80°	6.0	5.8	5.4	5.2	5.9	9.3	8.9	3.5	998.4
85°	3.3	3.2	3.0	2.7	2.7	3.1	3.0	1.6	1000.0
90°	0.0	0.0	0.0	0.0	0.0	0.0	0.0	0.0	1000.0
95°	0.0	0.0	0.0	0.0	0.0	0.0	0.0	0.0	1000.0
100°	0.0	0.0	0.0	0.0	0.0	0.0	0.0	0.0	1000.0
105°	0.0	0.0	0.0	0.0	0.0	0.0	0.0	0.0	1000.0
110°	0.0	0.0	0.0	0.0	0.0	0.0	0.0	0.0	1000.0
115°	0.0	0.0	0.0	0.0	0.0	0.0	0.0	0.0	1000.0
120°	0.0	0.0	0.0	0.0	0.0	0.0	0.0	0.0	1000.0
125°	0.0	0.0	0.0	0.0	0.0	0.0	0.0	0.0	1000.0
130°	0.0	0.0	0.0	0.0	0.0	0.0	0.0	0.0	1000.0
135°	0.0	0.0	0.0	0.0	0.0	0.0	0.0	0.0	1000.0
140°	0.0	0.0	0.0	0.0	0.0	0.0	0.0	0.0	1000.0
145°	0.0	0.0	0.0	0.0	0.0	0.0	0.0	0.0	1000.0
150°	0.0	0.0	0.0	0.0	0.0	0.0	0.0	0.0	1000.0
155°	0.0	0.0	0.0	0.0	0.0	0.0	0.0	0.0	1000.0
160°	0.0	0.0	0.0	0.0	0.0	0.0	0.0	0.0	1000.0
165°	0.0	0.0	0.0	0.0	0.0	0.0	0.0	0.0	1000.0
170°	0.0	0.0	0.0	0.0	0.0	0.0	0.0	0.0	1000.0
175°	0.0	0.0	0.0	0.0	0.0	0.0	0.0	0.0	1000.0
180°	0.0	0.0	0.0	0.0	0.0	0.0	0.0	0.0	1000.0

Lichttechnischer Prüfbefund

Familie Taris®	Bestell-Nr.: 5MT115D04WD EAN: 4058352219157	LP-Nummer 58214_25
--------------------------	--	------------------------------

UGR-Tabelle		Standardraum									
		Blickrichtung quer zur Leuchte (C0)					Blickrichtung längs zur Leuchte (C90)				
Raumabmessungen											
x	y										
2H	2H	17,6	19,0	17,9	19,3	19,6	18,2	19,6	18,5	19,9	20,2
	3H	17,5	18,8	17,9	19,1	19,5	18,4	19,6	18,8	20,0	20,3
	4H	17,5	18,7	17,9	19,1	19,4	18,5	19,7	18,9	20,0	20,4
	6H	17,5	18,6	17,9	19,0	19,4	18,6	19,6	19,0	20,0	20,4
	8H	17,6	18,5	18,0	18,9	19,3	18,7	19,6	19,1	20,0	20,4
	12H	17,6	18,5	18,0	18,9	19,3	18,7	19,5	19,1	19,9	20,3
4H	2H	17,6	18,8	18,0	19,1	19,5	18,2	19,3	18,6	19,7	20,1
	3H	17,6	18,6	18,0	19,0	19,4	18,5	19,5	18,9	19,8	20,3
	4H	17,6	18,5	18,1	18,9	19,3	18,6	19,5	19,1	19,9	20,4
	6H	17,7	18,4	18,1	18,8	19,3	18,8	19,5	19,2	19,9	20,4
	8H	17,7	18,3	18,1	18,8	19,3	18,8	19,5	19,3	19,9	20,4
	12H	17,7	18,3	18,2	18,7	19,2	18,9	19,4	19,3	19,9	20,4
8H	4H	17,6	18,3	18,1	18,7	19,2	18,6	19,2	19,1	19,7	20,2
	6H	17,6	18,2	18,1	18,6	19,2	18,7	19,3	19,2	19,7	20,2
	8H	17,7	18,1	18,2	18,6	19,1	18,8	19,2	19,3	19,7	20,3
	12H	17,7	18,1	18,2	18,6	19,1	18,8	19,2	19,3	19,7	20,2
12H	4H	17,6	18,2	18,1	18,6	19,1	18,6	19,1	19,1	19,6	20,1
	6H	17,6	18,1	18,1	18,6	19,1	18,7	19,2	19,2	19,7	20,2
	8H	17,7	18,1	18,2	18,6	19,1	18,8	19,2	19,3	19,7	20,2

Leuchtdichten-Tabelle Max. für $\gamma \geq 65^\circ$

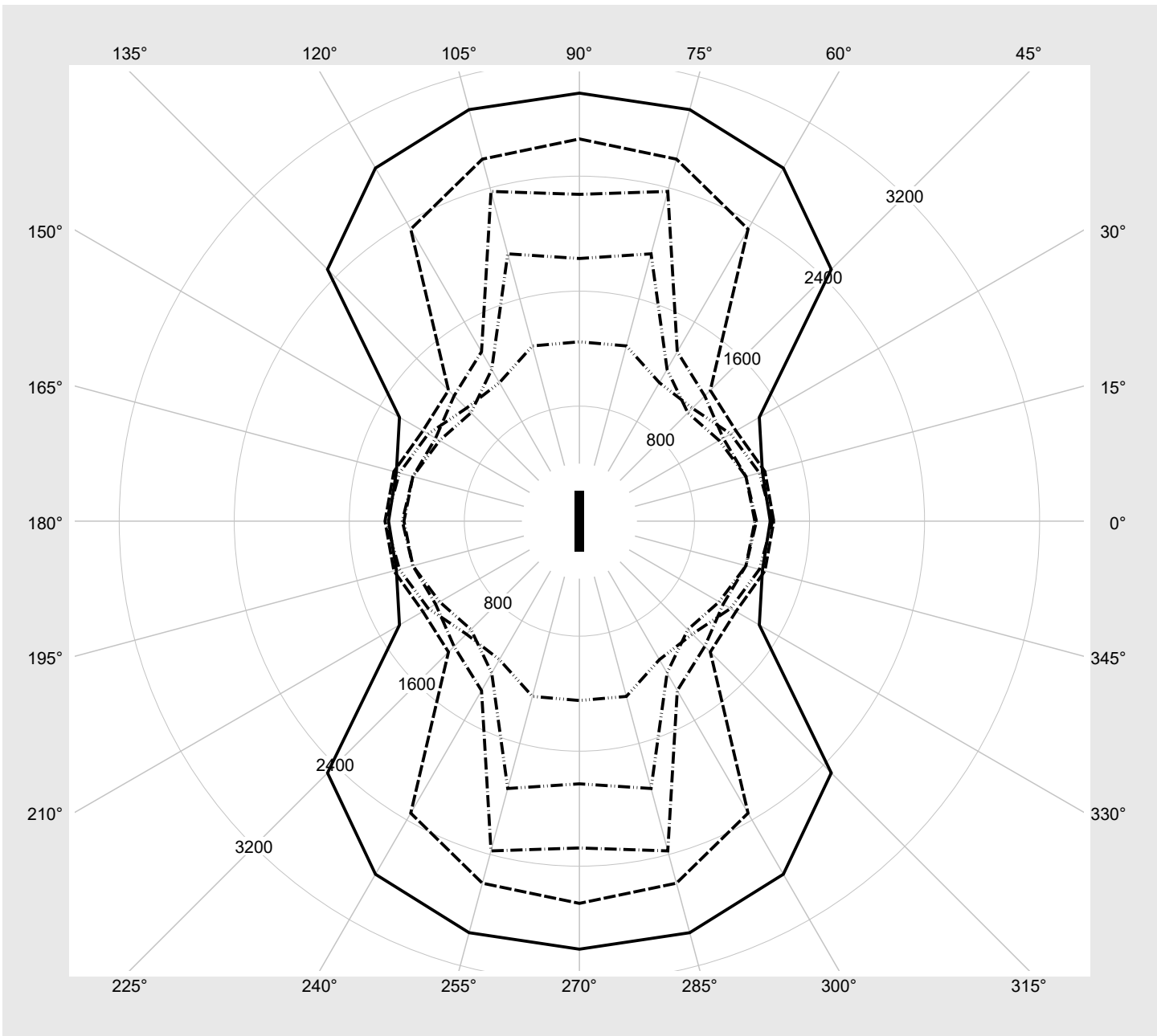
Lichttechnische Abmessungen in mm: L = 925, B = 111

C-Ebenen	γ	Leuchtdichte in cd/m ²							
		0° 180°	15° 165° 195° 345°	30° 150° 210° 330°	45° 135° 225° 315°	60° 120° 240° 300°	75° 105° 255° 285°	90° 270°	
45°		8847.0	9889.9	11701.7	13802.9	13292.4	11920.9	11572.5	
50°		6584.1	7119.4	7535.6	9387.6	8953.7	7775.2	7548.7	
55°		4527.9	4987.4	5554.9	5785.8	5126.0	4872.1	4853.1	
60°		1808.3	1964.4	2942.3	4125.6	3507.1	3677.0	3680.4	
65°		1327.0	1317.5	1444.7	2477.0	2836.2	2963.8	2977.5	
70°		1351.6	1335.4	1257.0	1287.4	2345.5	2607.2	2658.8	
75°		1220.0	1198.8	1154.6	1232.5	1361.1	2374.7	2273.4	
80°		1231.2	1199.0	1122.4	1066.1	1219.4	1925.3	1827.3	
85°		1343.5	1295.8	1214.0	1111.1	1112.4	1262.1	1247.7	

Lichttechnischer Prüfbefund

Familie Taris®	Bestell-Nr.: 5MT115D04WD EAN: 4058352219157	LP-Nummer 58214_25
--------------------------	--	-------------------------------------

Leuchtdichten in cd/m² γ 65° γ 70° γ 75° γ 80° γ 85° **siteco**



Lichttechnischer Prüfbefund

Familie Taris®	Bestell-Nr.: 5MT115D04WD EAN: 4058352219157	LP-Nummer 58214_25
--------------------------	--	-------------------------------------

Dimmstufen-Tabelle	Umgebungstemperatur: 25°C	sITeco
---------------------------	---------------------------	---------------

Lichtstrom [%]	Dimmstufe linear	Dimmstufe logarithmisch	Lichtstrom [lm]	Systemleistung [W]
100	254	254	3680	22.2
95	241	252	3499	21.3
90	228	250	3317	20.0
85	214	248	3121	18.9
80	201	245	2938	17.7
75	188	243	2754	16.7
70	176	241	2582	15.7
65	163	238	2397	14.6
60	150	235	2211	13.6
55	137	231	2024	12.5
50	124	228	1836	11.5
45	112	224	1661	10.6
40	99	219	1472	9.4
35	87	215	1294	8.6
30	74	209	1104	7.5
25	62	202	926	6.6
20	49	194	734	5.6
15	37	183	556	4.6
10	24	168	361	3.7
5	12	142	181	2.8
2	6	117	91	2.0