


Lichttechnischer Prüfbefund

Familie
LATERNE LED



Bestell-Nr.: **5XA5255BF14H + 5XA54000XS**
EAN: **4058352833421 + 4050737730073**

LP-Nummer
59285_17

Ausführung Mastaufsatz- oder Montage am Wandausleger, Spreader-Element, strukturiert
Optik asymmetrisch, extrem breit strahlend (P1.0a)
Abdeckung Abdeckung klar, PMMA
Bestückung LED 2200 K | CRI \geq 70
Betriebsgerät EVG SITECO iQ
Bemessungswerte Nettolichtstrom = 1430 lm
Systemleistung = 12.9 W
Lichtausbeute = 110.9 lm/W

Seriendokumentation
08.07.2022

siteco

Lichtstärke in cd/klm

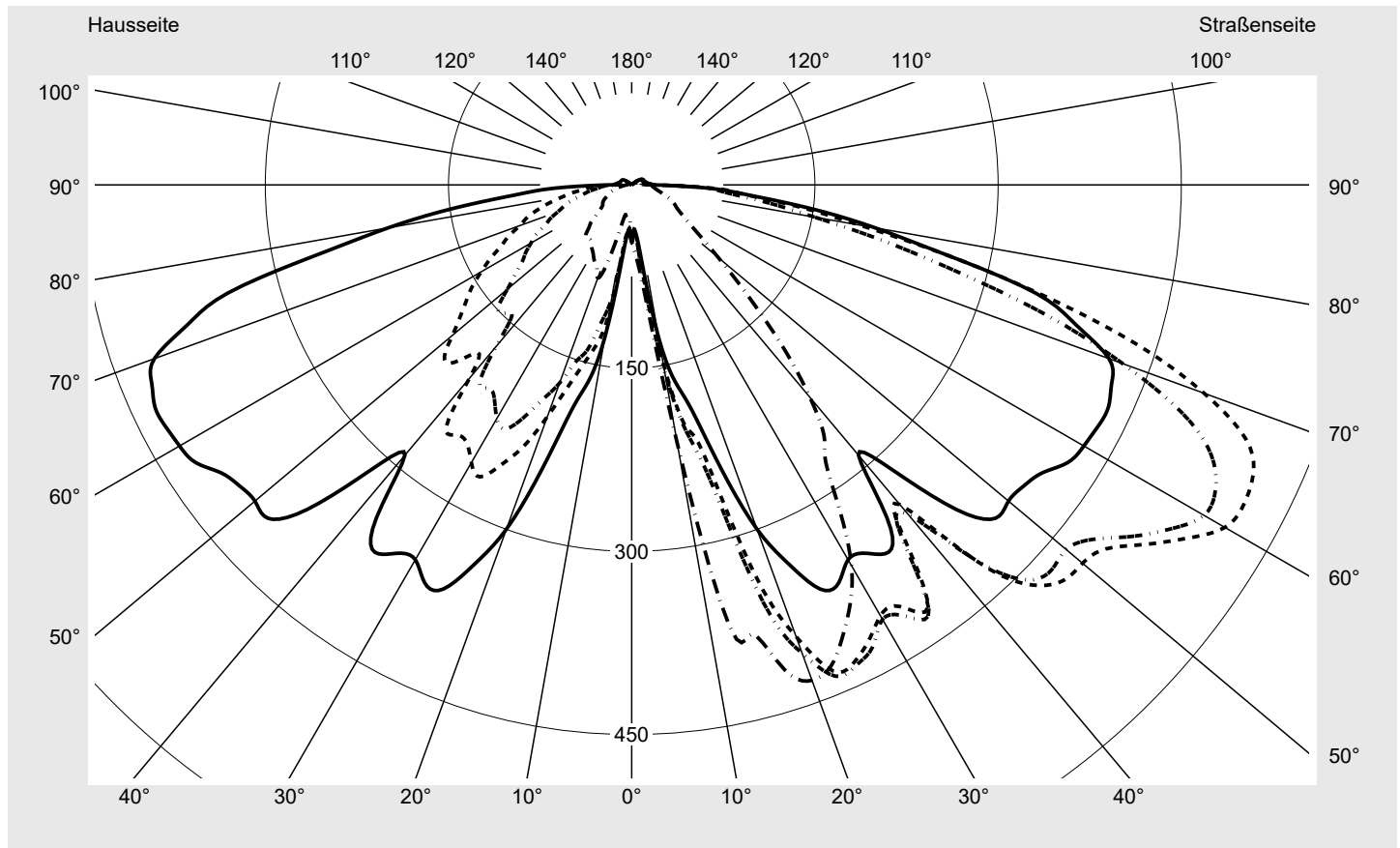
C180-0

C195-15

C200-20

C270-90

Imax: **565 cd/klm**



Leuchtenbetriebswirkungsgrade

Eta	100.0%
Eta 0° - 90°	96.4%
Eta 90° - 180°	3.6%

Lichtstärkeklasse nach EN13201-2

Klasse:	---
Imax 70°	535.8
Imax 80°	224.3
Imax 90°	17.8
Imax >90°	15.1
Imax >95°	14.5

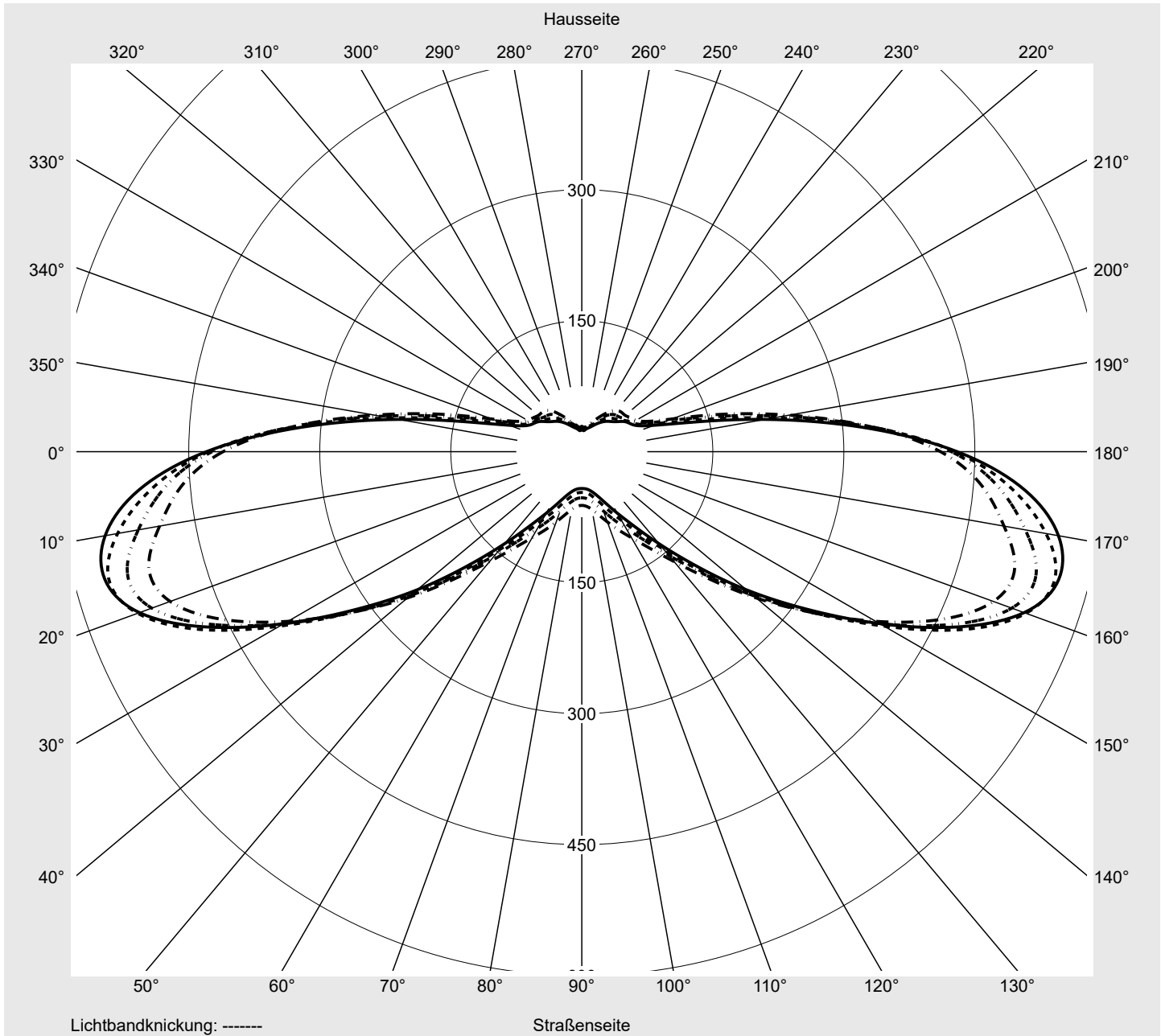
Messbedingungen

DIN EN 13032 und DIN 5032

Lichttechnischer Prüfbefund

Familie LATERNE LED	Bestell-Nr.: 5XA5255BF14H + 5XA54000XS EAN: 4058352833421 + 4050737730073	LP-Nummer 59285_17
--------------------------------------	--	-------------------------------------

Kegelmantelkurven in cd/klm **KMK 62,5°** **KMK 60°** **KMK 57,5°** **KMK 55°** **siteco**



Lichttechnischer Prüfbefund

Familie LATERNE LED	Bestell-Nr.: 5XA5255BF14H + 5XA54000XS EAN: 4058352833421 + 4050737730073	LP-Nummer 59285_17
Wertetabelle Lichtstärkemessung		Maximale Lichtstärke
		siteco

C- Ebenen	0° 180°	5° 175°	10° 170°	15° 165°	20° 160°	25° 155°	30° 150°	35° 145°	40° 140°	45° 135°	50° 130°	55° 125°	60° 120°
γ	Lichtstärke in cd/klm												
0,0°	46.4	46.4	46.4	46.4	46.4	46.4	46.4	46.4	46.4	46.4	46.4	46.4	46.4
2,5°	37.0	37.0	37.2	37.6	38.1	39.1	40.6	42.9	45.4	48.0	50.3	51.5	52.6
5,0°	40.4	40.9	41.6	42.2	43.2	45.5	48.4	51.7	55.1	58.8	61.7	63.6	64.9
7,5°	63.3	69.3	74.9	81.3	87.6	94.0	101.5	106.5	107.7	108.7	111.1	110.4	110.8
10,0°	126.9	134.9	141.1	147.4	154.9	161.8	167.8	174.7	183.3	187.2	194.3	197.1	202.7
12,5°	165.5	181.7	194.9	201.8	207.0	212.9	220.2	235.3	248.4	265.8	278.7	299.9	312.4
15,0°	191.6	202.5	213.5	228.7	253.3	281.3	314.1	323.5	335.3	366.5	381.9	386.2	387.3
17,5°	243.8	265.9	300.1	333.0	358.6	384.3	395.1	400.8	406.9	404.2	408.0	412.4	416.2
20,0°	299.9	342.6	366.1	393.5	408.1	413.5	420.2	420.4	425.2	426.3	436.2	436.9	435.1
22,5°	335.9	367.9	402.2	430.6	435.3	433.2	435.6	431.1	436.8	439.3	438.9	438.6	445.5
25,0°	365.1	397.1	426.6	431.1	434.2	438.0	436.4	435.7	437.5	431.1	438.3	432.7	429.6
27,5°	367.2	391.7	411.4	420.4	426.8	424.7	422.9	420.1	415.1	412.7	407.9	406.4	398.6
30,0°	354.3	380.2	398.1	407.3	410.7	409.1	404.8	398.9	390.3	384.8	376.2	365.9	361.3
32,5°	357.6	381.3	396.7	409.3	419.0	418.3	412.0	402.1	385.1	374.4	357.6	342.8	326.5
35,0°	366.9	392.9	415.8	422.6	424.1	413.9	399.6	378.9	357.8	343.1	321.4	304.0	293.5
37,5°	343.1	360.6	370.9	368.9	362.7	356.4	348.6	334.0	323.5	308.1	291.8	276.8	264.8
40,0°	288.9	304.7	322.6	341.6	352.2	355.2	350.0	336.6	313.3	287.3	263.1	241.1	226.3
42,5°	317.1	355.5	394.6	417.2	416.3	405.7	384.0	354.5	320.6	286.8	256.4	227.5	210.4
45,0°	375.8	420.2	449.7	463.2	457.3	432.6	396.0	350.8	308.7	270.7	234.5	206.8	190.4
47,5°	403.9	442.1	469.8	479.4	466.4	431.8	386.8	338.2	291.7	251.0	214.0	187.7	170.1
50,0°	402.7	446.2	472.2	481.9	464.3	430.0	380.2	325.1	274.9	230.7	194.2	168.1	149.4
52,5°	404.7	450.9	476.1	489.4	476.6	435.6	381.8	319.9	265.0	215.6	176.1	148.4	129.8
55,0°	410.7	460.7	490.9	513.2	501.5	454.3	388.5	320.8	260.5	205.8	164.3	134.6	113.9
57,5°	423.2	480.0	515.6	538.6	523.9	467.9	393.7	320.8	256.4	198.8	154.8	122.9	101.5
60,0°	427.5	495.0	539.6	560.9	541.1	481.8	399.6	320.5	253.5	193.9	146.4	113.8	90.8
62,5°	429.8	509.7	554.1	565.3	538.9	474.9	393.8	314.6	246.1	184.7	137.7	103.7	81.3
65,0°	430.6	516.9	559.1	561.4	523.7	454.5	374.0	297.2	233.8	174.2	126.4	93.1	71.0
67,5°	425.3	520.7	564.0	544.5	487.8	410.9	333.5	267.2	212.2	161.2	115.4	83.0	61.9
70,0°	415.9	505.4	535.8	498.7	427.9	350.0	279.3	226.0	184.4	143.6	102.7	72.0	53.0
72,5°	381.6	463.7	480.6	433.2	358.7	285.3	225.5	182.4	152.0	120.0	88.4	62.1	45.5
75,0°	342.6	398.6	399.2	347.7	277.8	217.0	171.6	139.2	116.7	97.2	73.8	52.8	39.1
77,5°	263.0	306.3	303.7	262.9	210.5	164.0	130.0	105.9	88.9	75.5	60.0	44.1	33.3
80,0°	202.5	224.3	219.5	189.7	152.2	120.1	96.6	79.5	66.3	57.0	47.1	36.6	28.5
82,5°	147.4	161.2	156.8	138.7	113.1	89.7	72.7	60.4	50.3	43.7	37.1	30.2	24.6
85,0°	96.8	102.1	101.8	94.4	80.4	65.2	54.7	46.6	39.4	34.2	30.1	25.5	21.8
87,5°	64.2	72.2	74.4	68.8	59.5	49.8	41.9	36.0	30.8	27.0	24.5	22.2	19.9
90,0°	17.8	16.6	17.1	17.3	17.4	17.4	17.3	17.3	17.3	17.2	16.9	16.7	16.3
92,5°	12.8	13.4	13.9	14.2	14.4	14.4	14.5	14.5	14.6	14.7	14.7	14.8	14.9
95,0°	12.2	12.8	13.2	13.5	13.7	13.8	13.8	14.0	14.1	14.3	14.4	14.5	14.6
97,5°	11.6	12.1	12.5	12.7	13.0	13.1	13.3	13.4	13.6	13.8	13.9	14.0	14.1
100,0°	10.9	11.3	11.7	12.0	12.2	12.4	12.6	12.8	13.0	13.1	13.3	13.4	13.5
102,5°	10.2	10.6	11.0	11.2	11.5	11.8	12.0	12.1	12.3	12.5	12.6	12.8	13.0
105,0°	9.8	10.2	10.5	10.8	11.1	11.2	11.5	11.7	11.9	12.1	12.2	12.4	12.6
107,5°	9.5	9.9	10.2	10.5	10.7	11.0	11.2	11.3	11.6	11.8	12.0	12.1	12.3
110,0°	9.3	9.6	10.0	10.3	10.5	10.8	11.0	11.2	11.3	11.6	11.8	12.0	12.1
112,5°	9.2	9.5	9.8	10.1	10.3	10.6	10.8	11.0	11.2	11.4	11.5	11.7	11.9

Lichttechnischer Prüfbefund

Familie LATERNE LED	Bestell-Nr.: 5XA5255BF14H + 5XA54000XS EAN: 4058352833421 + 4050737730073	LP-Nummer 59285_17
Wertetabelle Lichtstärkemessung		Maximale Lichtstärke
		siteco

C- Ebenen	65° 115°	70° 110°	75° 105°	80° 100°	85° 95°	90°	185° 355°	190° 350°	195° 345°	200° 340°	205° 335°	210° 330°	215° 325°
γ	Lichtstärke in cd/klm												
0,0°	46.4	46.4	46.4	46.4	46.4	46.4	46.4	46.4	46.4	46.4	46.4	46.4	46.4
2,5°	53.8	54.3	54.5	54.7	54.7	54.6	36.7	36.5	36.3	36.0	35.7	35.5	35.4
5,0°	65.8	66.6	67.3	67.7	68.0	68.2	40.1	39.7	39.7	39.6	39.6	38.9	37.7
7,5°	110.6	111.4	108.3	105.9	104.2	104.6	58.5	54.3	52.1	50.0	46.3	44.1	41.7
10,0°	211.9	219.1	220.5	217.5	214.1	214.8	122.1	116.9	107.1	93.8	83.6	72.0	63.5
12,5°	317.1	326.4	337.1	357.8	373.9	370.2	155.6	136.4	134.6	115.4	99.8	92.3	85.4
15,0°	384.9	390.0	392.0	381.6	379.6	380.6	175.7	170.9	151.5	139.7	129.5	116.5	108.4
17,5°	419.7	419.3	420.9	415.0	414.2	416.1	218.7	186.9	173.0	151.5	136.1	120.1	110.3
20,0°	439.9	441.1	443.2	440.9	435.8	431.6	262.9	224.5	201.8	172.6	146.2	124.3	112.0
22,5°	438.4	436.1	432.9	431.0	428.0	426.4	304.5	270.0	232.0	190.0	161.6	134.2	113.1
25,0°	420.6	413.8	410.7	409.9	409.4	408.3	335.5	293.6	252.8	210.7	177.5	145.5	114.7
27,5°	392.8	386.5	383.4	386.2	386.0	387.3	350.5	310.3	269.4	225.3	185.2	150.2	118.6
30,0°	351.1	347.6	351.2	357.1	358.6	359.8	331.1	301.1	262.5	220.9	186.6	148.9	118.6
32,5°	316.0	311.8	313.8	317.3	316.9	318.0	330.3	297.1	251.0	209.0	173.4	140.8	113.8
35,0°	289.3	286.6	283.6	281.0	277.9	277.0	333.3	295.4	249.9	203.3	164.4	126.3	101.8
37,5°	258.8	255.8	254.7	256.6	257.6	258.7	317.4	288.3	249.4	204.5	160.8	121.2	92.4
40,0°	222.4	224.4	226.4	227.1	227.3	226.9	259.7	235.6	206.7	172.6	144.1	114.0	87.7
42,5°	203.5	200.6	198.0	193.3	190.0	189.6	274.7	229.7	186.4	145.1	117.8	100.4	86.4
45,0°	180.9	173.9	166.1	158.0	152.5	150.4	331.3	273.5	205.4	148.7	111.2	93.7	86.0
47,5°	157.8	147.5	137.1	127.3	120.7	117.9	349.0	284.8	207.9	148.1	108.8	90.5	84.3
50,0°	135.6	123.1	111.3	101.2	94.8	92.5	340.7	269.5	191.6	132.8	97.5	82.8	79.1
52,5°	115.0	102.2	90.3	81.1	76.0	74.3	334.9	255.3	176.9	120.2	89.0	76.2	72.6
55,0°	98.6	85.6	75.0	67.2	62.9	61.5	330.9	241.0	165.3	109.4	82.1	71.8	67.8
57,5°	85.4	72.3	62.9	56.9	53.6	52.8	331.3	233.6	154.8	102.8	78.0	69.0	64.7
60,0°	75.0	62.6	54.6	49.4	47.3	46.7	329.6	222.5	142.2	95.2	74.1	66.5	61.8
62,5°	65.4	54.6	48.0	44.3	42.6	42.2	321.9	212.9	130.3	88.6	70.6	64.2	60.0
65,0°	57.2	48.3	43.1	40.6	39.6	39.3	312.2	198.5	117.7	78.4	63.9	59.9	56.4
67,5°	49.5	42.3	38.6	36.9	36.6	36.7	305.5	188.9	108.7	72.2	59.1	55.1	51.2
70,0°	42.7	37.3	34.3	33.3	33.2	33.4	289.5	172.3	97.4	64.2	53.5	50.3	46.3
72,5°	37.0	32.5	30.4	29.2	28.9	28.8	271.3	161.0	90.3	58.4	48.2	44.5	41.6
75,0°	31.7	28.3	26.6	25.8	25.5	25.5	245.8	146.1	80.4	52.2	43.1	40.2	36.5
77,5°	27.3	24.7	23.3	22.7	22.4	22.4	201.0	126.0	69.7	44.4	37.0	34.4	31.8
80,0°	23.9	21.9	21.0	20.5	20.4	20.3	151.2	97.6	58.4	38.4	32.2	30.2	28.1
82,5°	21.4	19.9	19.2	18.8	18.7	18.6	118.7	78.8	48.8	32.7	27.1	25.3	23.1
85,0°	19.7	18.6	18.0	17.7	17.6	17.5	78.5	57.8	38.0	26.8	22.4	20.8	19.0
87,5°	18.6	17.6	17.2	16.9	16.8	16.6	56.7	42.6	31.0	22.4	19.3	17.9	16.2
90,0°	16.0	15.7	15.6	15.6	15.6	15.6	15.0	13.7	12.3	11.1	10.4	9.6	8.9
92,5°	14.9	15.0	15.0	15.0	15.1	15.1	12.1	11.4	10.6	9.8	9.1	8.5	7.8
95,0°	14.7	14.7	14.7	14.8	14.9	14.9	11.6	10.9	10.2	9.5	8.8	8.2	7.7
97,5°	14.2	14.3	14.3	14.4	14.4	14.5	11.0	10.4	9.8	9.2	8.6	8.0	7.4
100,0°	13.6	13.7	13.8	13.8	13.9	13.9	10.4	9.9	9.3	8.7	8.2	7.7	7.2
102,5°	13.0	13.2	13.2	13.3	13.3	13.0	9.7	9.3	8.7	8.3	7.8	7.3	6.8
105,0°	12.8	12.9	13.0	13.0	13.0	12.6	9.4	8.9	8.5	8.0	7.5	7.1	6.7
107,5°	12.5	12.6	12.7	12.7	12.7	12.0	9.1	8.6	8.3	7.8	7.4	6.9	6.5
110,0°	12.2	12.4	12.5	12.5	12.4	11.0	8.9	8.6	8.1	7.7	7.3	6.9	6.5
112,5°	12.1	12.2	12.2	12.3	11.0	6.4	8.8	8.4	8.0	7.7	7.2	6.9	6.5

Lichttechnischer Prüfbefund

Familie LATERNE LED	Bestell-Nr.: 5XA5255BF14H + 5XA54000XS EAN: 4058352833421 + 4050737730073	LP-Nummer 59285_17
--------------------------------------	--	-------------------------------------

siteco

Wertetabelle Lichtstärkemessung												Maximale Lichtstärke	
C-Ebenen	220° 320°	225° 315°	230° 310°	235° 305°	240° 300°	245° 295°	250° 290°	255° 285°	260° 280°	265° 275°	270°	Phi-Zone	Summe Phi-Zone
γ	Lichtstärke in cd/klm											Lichtstrom in lm/klm	
0,0°	46.4	46.4	46.4	46.4	46.4	46.4	46.4	46.4	46.4	46.4	46.4	0.1	0.1
2,5°	35.3	35.2	35.1	34.9	34.4	34.0	33.5	32.4	31.2	30.3	29.8	0.5	0.6
5,0°	36.8	36.0	35.1	34.1	32.9	31.8	30.8	29.7	28.9	28.4	28.2	1.1	1.6
7,5°	39.3	37.1	35.3	33.7	32.3	31.1	30.0	28.9	28.0	27.6	27.5	2.5	4.1
10,0°	51.9	40.8	34.8	32.6	31.1	29.8	28.7	27.8	26.9	26.4	26.3	5.8	9.9
12,5°	82.2	76.6	66.4	56.4	48.9	40.2	31.3	28.1	26.4	25.9	25.6	10.3	20.2
15,0°	97.5	90.8	84.6	80.7	76.8	70.2	57.1	47.7	41.5	40.4	40.4	15.1	35.3
17,5°	93.9	85.7	79.6	76.7	72.2	72.6	73.5	71.5	70.7	70.5	68.9	20.4	55.8
20,0°	96.7	87.9	81.3	77.3	74.8	74.2	74.2	71.1	73.8	79.1	81.1	25.3	81.1
22,5°	97.5	86.2	78.8	74.8	74.2	75.2	76.2	72.4	73.3	74.8	74.5	29.4	110.4
25,0°	95.8	82.0	75.3	72.5	74.6	76.1	75.5	69.9	69.2	70.2	70.7	32.6	143.0
27,5°	96.9	81.6	75.1	73.4	74.8	74.1	73.5	70.3	66.1	66.3	67.3	34.6	177.7
30,0°	98.5	86.0	79.6	76.1	74.2	73.3	71.6	67.2	63.2	63.2	63.5	35.6	213.2
32,5°	97.9	87.8	80.1	75.3	75.8	72.9	71.2	65.8	60.9	60.3	60.9	36.9	250.1
35,0°	90.9	84.2	79.7	75.8	75.3	72.5	69.2	64.0	58.5	57.0	57.7	37.7	287.8
37,5°	78.7	77.9	78.3	76.3	74.4	71.3	67.0	63.1	55.3	55.1	56.2	36.5	324.3
40,0°	71.9	69.6	72.5	72.3	70.7	68.6	64.8	62.0	53.6	55.9	57.3	34.9	359.2
42,5°	74.2	65.5	64.6	64.5	63.3	61.7	60.2	57.3	52.6	53.4	55.9	37.1	396.3
45,0°	79.2	72.5	62.6	59.7	56.5	55.1	53.2	50.4	45.9	45.3	49.5	39.4	435.7
47,5°	81.5	78.0	71.0	59.2	51.4	46.8	45.2	43.6	38.6	40.2	44.9	40.0	475.8
50,0°	78.0	76.3	72.2	63.2	52.0	43.2	38.6	37.0	33.7	34.4	36.4	39.5	515.3
52,5°	71.1	70.7	68.1	62.0	52.1	43.5	37.5	33.2	30.2	29.6	31.8	39.3	554.6
55,0°	64.7	64.0	61.6	56.1	48.7	42.1	36.4	32.8	29.9	27.8	29.0	39.8	594.5
57,5°	60.2	57.7	55.7	50.8	45.0	39.3	34.7	31.8	29.2	26.9	28.2	40.7	635.1
60,0°	56.7	53.3	50.4	46.2	40.8	36.1	32.5	29.9	27.8	26.0	26.9	41.4	676.6
62,5°	53.6	48.8	45.4	41.8	37.7	33.7	30.4	28.1	26.0	24.2	25.0	41.5	718.1
65,0°	50.5	45.0	41.1	37.6	34.2	31.3	28.4	26.2	24.2	22.3	22.7	40.7	758.8
67,5°	46.2	41.1	37.0	33.8	31.0	28.4	26.1	24.1	22.2	20.5	20.8	39.2	798.0
70,0°	41.5	36.6	32.6	29.8	27.6	25.6	23.8	22.0	20.1	18.5	18.8	36.2	834.1
72,5°	36.6	32.5	29.0	26.4	24.3	22.7	21.0	19.4	17.9	16.3	16.7	32.1	866.3
75,0°	32.1	28.4	25.2	22.9	21.4	20.0	18.6	17.2	15.8	14.2	14.5	27.1	893.4
77,5°	28.2	24.9	22.4	20.3	18.7	17.3	16.0	14.5	13.3	11.9	12.2	21.7	915.1
80,0°	24.4	21.3	19.0	17.0	15.5	14.3	13.1	11.8	10.7	9.6	9.9	16.8	931.9
82,5°	20.6	17.9	16.2	14.7	13.4	12.1	11.0	9.9	8.8	7.8	8.0	13.0	944.9
85,0°	16.7	14.9	13.5	12.3	11.2	10.1	9.0	8.0	7.1	6.3	6.4	9.6	954.5
87,5°	14.5	12.5	11.1	10.2	9.3	8.3	7.4	6.6	5.9	5.1	5.3	7.5	962.0
90,0°	8.3	7.8	7.3	6.9	6.2	5.7	5.1	4.6	4.3	3.8	3.9	3.4	965.4
92,5°	7.2	6.6	6.1	5.7	5.2	4.8	4.5	4.2	3.9	3.5	3.7	3.0	968.4
95,0°	7.0	6.6	6.0	5.6	5.2	4.8	4.4	4.2	3.9	3.6	3.7	2.9	971.3
97,5°	6.9	6.4	6.0	5.5	5.1	4.7	4.4	4.2	3.9	3.6	3.8	2.8	974.1
100,0°	6.8	6.3	5.9	5.5	5.1	4.7	4.4	4.1	3.9	3.6	3.7	2.6	976.7
102,5°	6.4	6.0	5.5	5.2	4.8	4.4	4.2	4.0	3.7	3.5	3.5	2.5	979.2
105,0°	6.2	5.8	5.4	5.0	4.7	4.4	4.2	3.9	3.7	3.5	3.5	2.4	981.6
107,5°	6.1	5.7	5.3	5.0	4.7	4.4	4.2	3.9	3.6	3.5	3.4	2.3	983.9
110,0°	6.1	5.7	5.3	5.0	4.7	4.4	4.2	4.0	3.7	3.4	2.9	2.2	986.1
112,5°	6.0	5.7	5.3	5.0	4.7	4.4	4.2	4.0	3.8	3.1	2.1	2.1	988.2

Lichttechnischer Prüfbefund

Familie LATERNE LED	Bestell-Nr.: 5XA5255BF14H + 5XA54000XS EAN: 4058352833421 + 4050737730073	LP-Nummer 59285_17
Wertetabelle Lichtstärkemessung		Maximale Lichtstärke
		siteco

C- Ebenen	0° 180°	5° 175°	10° 170°	15° 165°	20° 160°	25° 155°	30° 150°	35° 145°	40° 140°	45° 135°	50° 130°	55° 125°	60° 120°
γ	Lichtstärke in cd/klm												
115,0°	9.0	9.4	9.6	9.9	10.2	10.4	10.6	10.8	11.0	11.2	11.3	11.5	11.7
117,5°	8.7	9.1	9.4	9.6	9.9	10.1	10.4	10.5	10.7	10.9	11.1	11.2	11.4
120,0°	8.3	8.6	9.0	9.2	9.5	9.7	9.9	10.1	10.3	10.4	10.7	10.9	11.0
122,5°	7.4	7.8	8.1	8.3	8.6	8.7	8.9	9.2	9.4	9.5	9.7	9.9	10.1
125,0°	6.0	6.1	6.4	6.6	6.8	6.9	7.0	7.2	7.4	7.5	7.7	7.8	8.0
127,5°	4.1	4.3	4.3	4.5	4.5	4.7	4.7	4.8	4.9	4.9	5.0	5.2	5.2
130,0°	3.0	3.1	3.1	3.2	3.2	3.2	3.2	3.2	3.2	3.2	3.2	3.3	3.3
132,5°	2.6	2.7	2.7	2.8	2.8	2.8	2.7	2.7	2.7	2.7	2.7	2.7	2.7
135,0°	2.3	2.3	2.3	2.3	2.3	2.3	2.2	2.2	2.2	2.2	2.2	2.2	2.2
137,5°	1.8	1.9	1.9	1.9	1.9	1.9	1.8	1.8	1.8	1.7	1.7	1.7	1.7
140,0°	1.5	1.5	1.5	1.5	1.5	1.5	1.4	1.4	1.4	1.3	1.3	1.2	1.2
142,5°	1.0	1.0	1.0	1.0	1.0	0.9	0.9	0.9	0.9	0.9	0.9	0.9	0.9
145,0°	0.9	0.9	0.9	0.9	0.9	0.8	0.8	0.8	0.8	0.7	0.7	0.7	0.7
147,5°	0.9	0.9	0.9	0.9	0.9	0.9	0.9	0.8	0.8	0.8	0.8	0.8	0.8
150,0°	0.0	0.0	0.0	0.0	0.0	0.0	0.0	0.0	0.0	0.0	0.0	0.0	0.0
152,5°	0.0	0.0	0.0	0.0	0.0	0.0	0.0	0.0	0.0	0.0	0.0	0.0	0.0
155,0°	0.0	0.0	0.0	0.0	0.0	0.0	0.0	0.0	0.0	0.0	0.0	0.0	0.0
157,5°	0.0	0.0	0.0	0.0	0.0	0.0	0.0	0.0	0.0	0.0	0.0	0.0	0.0
160,0°	0.0	0.0	0.0	0.0	0.0	0.0	0.0	0.0	0.0	0.0	0.0	0.0	0.0
162,5°	0.0	0.0	0.0	0.0	0.0	0.0	0.0	0.0	0.0	0.0	0.0	0.0	0.0
165,0°	0.0	0.0	0.0	0.0	0.0	0.0	0.0	0.0	0.0	0.0	0.0	0.0	0.0
167,5°	0.0	0.0	0.0	0.0	0.0	0.0	0.0	0.0	0.0	0.0	0.0	0.0	0.0
170,0°	0.0	0.0	0.0	0.0	0.0	0.0	0.0	0.0	0.0	0.0	0.0	0.0	0.0
172,5°	0.0	0.0	0.0	0.0	0.0	0.0	0.0	0.0	0.0	0.0	0.0	0.0	0.0
175,0°	0.0	0.0	0.0	0.0	0.0	0.0	0.0	0.0	0.0	0.0	0.0	0.0	0.0
177,5°	0.0	0.0	0.0	0.0	0.0	0.0	0.0	0.0	0.0	0.0	0.0	0.0	0.0
180,0°	0.0	0.0	0.0	0.0	0.0	0.0	0.0	0.0	0.0	0.0	0.0	0.0	0.0

Lichttechnischer Prüfbefund

Familie LATERNE LED	Bestell-Nr.: 5XA5255BF14H + 5XA54000XS EAN: 4058352833421 + 4050737730073	LP-Nummer 59285_17
Wertetabelle Lichtstärkemessung		Maximale Lichtstärke
		siteco

C- Ebenen	65° 115°	70° 110°	75° 105°	80° 100°	85° 95°	90°	185° 355°	190° 350°	195° 345°	200° 340°	205° 335°	210° 330°	215° 325°
γ	Lichtstärke in cd/klm												
115,0°	11.9	12.0	12.0	12.1	9.7	4.2	8.7	8.3	7.9	7.6	7.1	6.8	6.4
117,5°	11.6	11.7	11.8	11.9	8.6	4.0	8.4	8.0	7.7	7.3	6.9	6.6	6.2
120,0°	11.2	11.2	11.4	11.5	7.5	3.2	8.0	7.7	7.3	6.9	6.7	6.3	5.9
122,5°	10.2	10.4	10.4	10.5	6.5	2.8	7.2	6.9	6.6	6.3	5.9	5.6	5.3
125,0°	8.1	8.2	8.3	8.2	5.2	2.6	5.6	5.3	5.2	4.9	4.6	4.4	4.2
127,5°	5.3	5.3	5.4	5.2	3.3	1.9	3.9	3.8	3.6	3.5	3.3	3.2	3.0
130,0°	3.3	3.3	3.3	3.1	2.1	1.4	2.9	2.8	2.8	2.7	2.6	2.6	2.5
132,5°	2.8	2.8	2.8	2.5	1.8	1.3	2.6	2.5	2.5	2.4	2.4	2.3	2.3
135,0°	2.2	2.3	2.3	1.9	1.4	1.2	2.2	2.1	2.1	2.1	2.0	2.0	2.0
137,5°	1.7	1.7	1.7	1.5	1.1	0.9	1.8	1.8	1.8	1.8	1.7	1.7	1.7
140,0°	1.2	1.2	1.2	1.0	0.8	0.8	1.4	1.4	1.4	1.4	1.3	1.3	1.3
142,5°	0.9	0.9	0.9	0.9	0.7	0.6	1.0	1.0	1.0	1.0	1.0	1.0	1.1
145,0°	0.7	0.7	0.7	0.7	0.7	0.7	0.9	0.9	0.9	0.9	0.9	0.9	0.9
147,5°	0.8	0.8	0.8	0.8	0.8	0.8	0.9	0.9	0.9	0.9	0.9	0.9	0.9
150,0°	0.0	0.0	0.0	0.0	0.0	0.0	0.0	0.0	0.0	0.0	0.0	0.0	0.0
152,5°	0.0	0.0	0.0	0.0	0.0	0.0	0.0	0.0	0.0	0.0	0.0	0.0	0.0
155,0°	0.0	0.0	0.0	0.0	0.0	0.0	0.0	0.0	0.0	0.0	0.0	0.0	0.0
157,5°	0.0	0.0	0.0	0.0	0.0	0.0	0.0	0.0	0.0	0.0	0.0	0.0	0.0
160,0°	0.0	0.0	0.0	0.0	0.0	0.0	0.0	0.0	0.0	0.0	0.0	0.0	0.0
162,5°	0.0	0.0	0.0	0.0	0.0	0.0	0.0	0.0	0.0	0.0	0.0	0.0	0.0
165,0°	0.0	0.0	0.0	0.0	0.0	0.0	0.0	0.0	0.0	0.0	0.0	0.0	0.0
167,5°	0.0	0.0	0.0	0.0	0.0	0.0	0.0	0.0	0.0	0.0	0.0	0.0	0.0
170,0°	0.0	0.0	0.0	0.0	0.0	0.0	0.0	0.0	0.0	0.0	0.0	0.0	0.0
172,5°	0.0	0.0	0.0	0.0	0.0	0.0	0.0	0.0	0.0	0.0	0.0	0.0	0.0
175,0°	0.0	0.0	0.0	0.0	0.0	0.0	0.0	0.0	0.0	0.0	0.0	0.0	0.0
177,5°	0.0	0.0	0.0	0.0	0.0	0.0	0.0	0.0	0.0	0.0	0.0	0.0	0.0
180,0°	0.0	0.0	0.0	0.0	0.0	0.0	0.0	0.0	0.0	0.0	0.0	0.0	0.0

Lichttechnischer Prüfbefund

Familie LATERNE LED	Bestell-Nr.: 5XA5255BF14H + 5XA54000XS EAN: 4058352833421 + 4050737730073	LP-Nummer 59285_17
--------------------------------------	--	-------------------------------------

Wertetabelle Lichtstärkemessung	Maximale Lichtstärke	siteco
--	-----------------------------	---------------

C- Ebenen	220° 320°	225° 315°	230° 310°	235° 305°	240° 300°	245° 295°	250° 290°	255° 285°	260° 280°	265° 275°	270°	Phi-Zone	Summe Phi-Zone
γ	Lichtstärke in cd/klm											Lichtstrom in lm/klm	
115,0°	6.0	5.6	5.3	5.0	4.7	4.4	4.2	4.0	3.8	2.9	1.8	2.0	990.3
117,5°	5.8	5.4	5.1	4.8	4.5	4.2	4.0	3.8	3.6	2.7	1.7	1.9	992.2
120,0°	5.6	5.2	4.9	4.6	4.3	4.0	3.8	3.6	3.5	2.4	1.6	1.8	994.0
122,5°	5.0	4.7	4.4	4.1	3.8	3.6	3.4	3.2	3.1	2.2	1.6	1.6	995.6
125,0°	3.9	3.6	3.5	3.3	3.0	2.8	2.7	2.6	2.3	1.8	1.4	1.2	996.8
127,5°	2.9	2.7	2.6	2.5	2.3	2.2	2.1	2.0	1.8	1.5	1.4	0.8	997.6
130,0°	2.4	2.3	2.2	2.1	2.0	2.0	1.9	1.8	1.6	1.4	1.4	0.6	998.2
132,5°	2.2	2.1	2.1	2.0	1.9	1.8	1.8	1.7	1.5	1.4	1.4	0.5	998.7
135,0°	1.9	1.9	1.8	1.7	1.7	1.7	1.6	1.5	1.4	1.3	1.2	0.4	999.0
137,5°	1.7	1.6	1.6	1.5	1.5	1.4	1.4	1.3	1.2	1.2	1.1	0.3	999.3
140,0°	1.3	1.3	1.2	1.2	1.2	1.2	1.2	1.2	1.1	1.1	1.0	0.2	999.6
142,5°	1.1	1.1	1.1	1.1	1.0	1.0	1.0	1.0	1.0	1.0	1.0	0.2	999.7
145,0°	0.9	1.0	1.0	1.0	1.0	1.0	1.0	1.0	1.0	1.0	1.0	0.1	999.9
147,5°	0.9	0.9	1.0	1.0	1.0	1.0	1.0	1.0	1.0	1.0	1.0	0.1	1000.0
150,0°	0.0	0.0	0.0	0.0	0.0	0.0	0.0	0.0	0.0	0.0	0.0	0.0	1000.0
152,5°	0.0	0.0	0.0	0.0	0.0	0.0	0.0	0.0	0.0	0.0	0.0	0.0	1000.0
155,0°	0.0	0.0	0.0	0.0	0.0	0.0	0.0	0.0	0.0	0.0	0.0	0.0	1000.0
157,5°	0.0	0.0	0.0	0.0	0.0	0.0	0.0	0.0	0.0	0.0	0.0	0.0	1000.0
160,0°	0.0	0.0	0.0	0.0	0.0	0.0	0.0	0.0	0.0	0.0	0.0	0.0	1000.0
162,5°	0.0	0.0	0.0	0.0	0.0	0.0	0.0	0.0	0.0	0.0	0.0	0.0	1000.0
165,0°	0.0	0.0	0.0	0.0	0.0	0.0	0.0	0.0	0.0	0.0	0.0	0.0	1000.0
167,5°	0.0	0.0	0.0	0.0	0.0	0.0	0.0	0.0	0.0	0.0	0.0	0.0	1000.0
170,0°	0.0	0.0	0.0	0.0	0.0	0.0	0.0	0.0	0.0	0.0	0.0	0.0	1000.0
172,5°	0.0	0.0	0.0	0.0	0.0	0.0	0.0	0.0	0.0	0.0	0.0	0.0	1000.0
175,0°	0.0	0.0	0.0	0.0	0.0	0.0	0.0	0.0	0.0	0.0	0.0	0.0	1000.0
177,5°	0.0	0.0	0.0	0.0	0.0	0.0	0.0	0.0	0.0	0.0	0.0	0.0	1000.0
180,0°	0.0	0.0	0.0	0.0	0.0	0.0	0.0	0.0	0.0	0.0	0.0	0.0	1000.0

Lichttechnischer Prüfbefund

Familie LATERNE LED	Bestell-Nr.: 5XA5255BF14H + 5XA54000XS EAN: 4058352833421 + 4050737730073	LP-Nummer 59285_17
Dimmstufen-Tabelle		Umgebungstemperatur: 25°C
siteco		

Lichtstrom [%]	Dimmstufe linear	Dimmstufe logarithmisch	Lichtstrom [lm]	Systemleistung [W] Lebensdauerbeginn	Systemleistung [W] Lebensdauerende	Systemleistung [W] Durchschnitt
100	254	254	1430	12.9	13.3	13.1
95	241	252	1357	12.2	12.6	12.4
90	229	250	1289	11.5	11.9	11.7
85	216	248	1216	10.7	11.1	10.9
80	203	246	1143	10.1	10.5	10.3
75	190	243	1070	9.4	9.8	9.6
70	178	241	1002	8.9	9.1	9.0
65	165	238	929	8.2	8.4	8.3
60	152	235	856	7.6	7.8	7.7
55	140	232	788	7.0	7.2	7.1
50	127	229	715	6.4	6.6	6.5
45	114	225	642	5.8	6.0	5.9
40	102	221	574	5.3	5.4	5.4
35	89	216	501	4.8	4.9	4.8
30	76	210	428	4.3	4.3	4.3
25	63	203	355	3.7	3.8	3.8
24	60	201	338	3.5	3.7	3.6