


Lichttechnischer Prüfbefund

Familie
CITY-LIGHT PLUS LED



Bestell-Nr.: 5XA5275KF14H + 5XA54000XS
EAN: 4058352835258 + 4050737730073

LP-Nummer
59107_26

Ausführung Mastaufsatz- oder Montage am Wandausleger, Spreader-Element, strukturiert
Optik asymmetrisch, breit strahlend (ST1.2a)
Abdeckung Abdeckung klar, PMMA
Bestückung LED 4000 K | CRI ≥ 70
Betriebsgerät EVG SITECO iQ
Bemessungswerte Nettolichtstrom = 1390 lm
Systemleistung = 10.0 W
Lichtausbeute = 139 lm/W

Seriendokumentation
07.07.2022

siteco

Lichtstärke in cd/klm

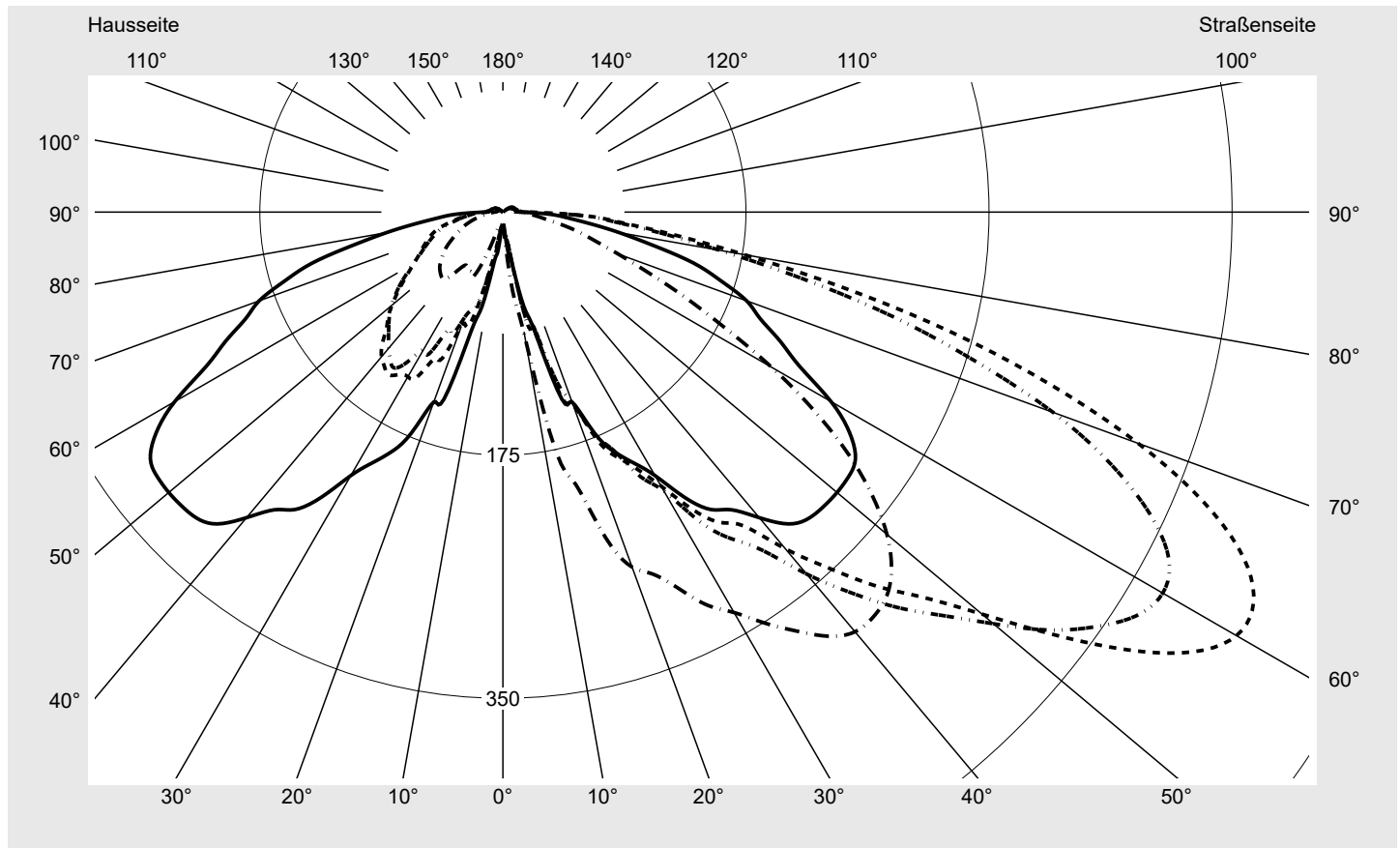
C180-0

C205-25

C210-30

C270-90

Imax: 610 cd/klm



Leuchtenbetriebswirkungsgrade

Eta	100.0%
Eta 0° - 90°	97.2%
Eta 90° - 180°	2.8%

Lichtstärkeklasse nach EN13201-2

Klasse:	G1
Imax 70°	486.7
Imax 80°	176.6
Imax 90°	16.1
Imax >90°	12.6
Imax >95°	10.8

Messbedingungen

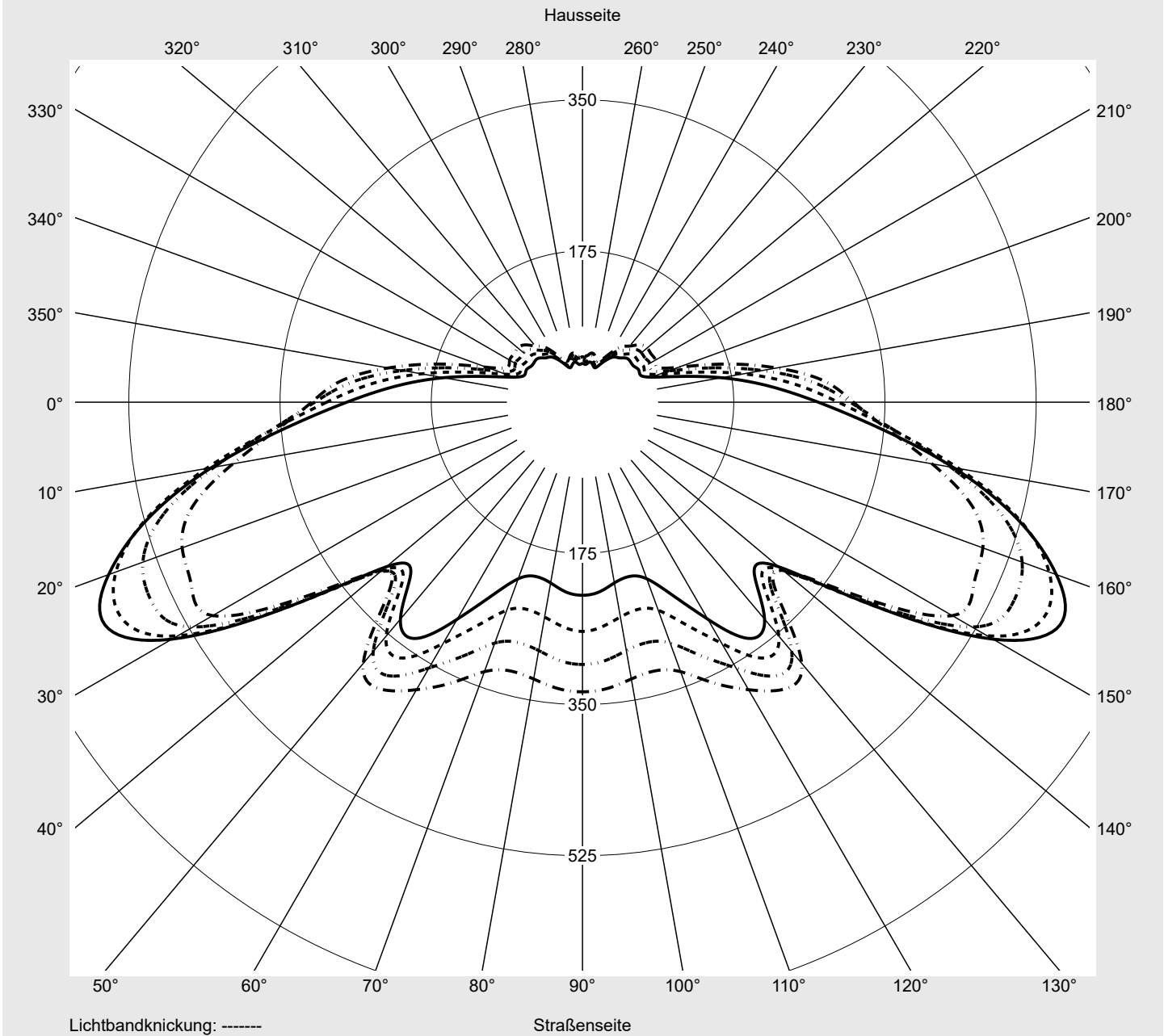
DIN EN 13032 und DIN 5032

Lichttechnischer Prüfbefund

Familie CITY-LIGHT PLUS LED	Bestell-Nr.: 5XA5275KF14H + 5XA54000XS EAN: 4058352835258 + 4050737730073	LP-Nummer 59107_26
---------------------------------------	--	------------------------------



Kegelmantelkurven in cd/klm **KMK 60°** **KMK 57.5°** **KMK 55°** **KMK 52.5°**



Lichttechnischer Prüfbefund

Familie CITY-LIGHT PLUS LED	Bestell-Nr.: 5XA5275KF14H + 5XA54000XS EAN: 4058352835258 + 4050737730073	LP-Nummer 59107_26
Wertetabelle Lichtstärkemessung		Maximale Lichtstärke
		siteco

C- Ebenen	0° 180°	5° 175°	10° 170°	15° 165°	20° 160°	25° 155°	30° 150°	35° 145°	40° 140°	45° 135°	50° 130°	55° 125°	60° 120°
γ	Lichtstärke in cd/klm												
0,0°	10.7	10.7	10.7	10.7	10.7	10.7	10.7	10.7	10.7	10.7	10.7	10.7	10.7
2,5°	10.8	10.8	10.8	10.8	10.8	10.8	10.8	11.1	11.1	11.4	11.4	11.7	11.7
5,0°	12.3	13.4	14.3	15.5	16.7	17.6	18.2	18.8	19.7	20.9	23.0	24.8	26.0
7,5°	29.3	30.5	30.8	28.7	24.8	20.0	17.9	19.4	24.5	30.8	38.5	45.1	49.3
10,0°	37.1	34.1	36.8	39.7	38.8	34.4	33.5	41.8	58.9	74.1	85.2	89.3	88.4
12,5°	69.6	85.5	94.1	97.7	92.0	83.7	84.3	76.8	79.5	87.5	100.7	112.6	121.0
15,0°	89.6	82.5	90.8	100.7	100.1	89.0	85.5	89.6	101.0	121.3	137.2	147.3	167.6
17,5°	141.3	148.2	135.7	136.3	142.5	138.9	126.7	114.1	112.1	141.0	154.8	159.9	178.7
20,0°	145.5	161.4	156.6	154.5	156.3	147.3	145.5	134.5	133.3	159.3	177.5	183.5	206.8
22,5°	172.1	187.6	183.2	183.5	181.7	177.5	173.3	151.8	139.8	170.9	196.6	206.8	230.1
25,0°	190.6	205.3	201.7	205.9	201.1	194.5	189.7	167.6	153.9	180.5	214.2	222.3	242.9
27,5°	203.5	216.9	214.5	215.1	210.7	208.3	214.8	184.7	166.4	202.9	244.1	246.8	274.3
30,0°	219.0	233.4	234.6	236.4	229.8	227.7	231.9	199.0	183.2	223.8	263.5	272.2	298.8
32,5°	243.5	256.7	259.1	260.9	254.0	253.7	264.4	223.2	199.9	252.5	308.4	311.9	332.0
35,0°	261.5	273.7	277.9	280.6	273.7	272.8	287.1	241.4	220.8	271.6	335.0	339.1	356.5
37,5°	270.1	280.3	281.8	286.8	281.2	284.8	306.9	256.1	234.3	291.9	359.5	367.8	383.4
40,0°	287.1	299.1	306.9	317.0	311.4	316.4	340.0	280.9	250.4	311.1	388.7	397.4	407.0
42,5°	304.5	317.0	332.0	348.4	340.3	347.8	372.0	306.9	266.2	324.8	404.9	412.0	417.1
45,0°	311.6	328.7	352.6	375.0	371.4	381.0	402.8	330.2	281.5	331.7	410.9	419.2	420.1
47,5°	313.4	335.6	367.2	400.1	401.9	410.6	430.0	352.6	290.4	331.7	411.4	421.3	418.6
50,0°	314.0	343.6	388.4	429.7	440.7	450.3	461.1	374.7	300.3	328.7	405.2	416.8	406.1
52,5°	313.4	353.8	410.9	467.3	493.0	499.6	494.2	392.9	303.0	320.9	394.7	405.8	384.3
55,0°	309.9	360.7	432.7	502.3	541.4	549.5	520.5	403.4	305.7	310.5	376.8	386.9	355.3
57,5°	296.1	359.5	442.2	522.9	574.6	589.2	540.8	409.7	302.1	295.2	353.5	361.5	322.4
60,0°	272.8	345.1	436.0	520.5	583.6	609.9	548.6	410.0	296.4	281.2	327.8	333.8	290.1
62,5°	241.1	320.3	414.4	496.9	567.1	609.3	540.5	398.6	283.9	262.6	300.6	302.7	255.2
65,0°	220.5	296.4	386.9	463.1	536.3	588.3	513.9	378.6	271.3	244.4	273.1	272.2	224.4
67,5°	200.5	277.3	359.2	423.4	490.6	546.5	473.6	347.5	248.3	221.7	246.2	241.1	192.7
70,0°	186.8	259.4	330.2	382.5	438.9	486.7	421.6	311.4	224.7	199.0	216.3	217.5	174.5
72,5°	164.6	233.4	292.5	335.6	378.0	413.8	356.5	265.6	193.6	170.9	187.3	193.3	145.8
75,0°	142.5	197.2	244.7	278.8	310.2	334.7	290.7	217.2	158.1	138.9	147.6	158.7	128.2
77,5°	110.9	153.0	188.5	213.9	235.2	250.7	220.2	163.1	116.8	99.5	115.0	133.3	120.7
80,0°	85.2	112.1	136.6	155.1	167.6	176.6	158.7	120.4	90.5	77.4	83.7	99.2	84.3
82,5°	62.7	80.7	97.4	110.3	117.7	123.1	113.8	90.5	69.9	58.9	59.8	69.3	56.2
85,0°	46.3	57.1	68.1	77.4	81.9	84.9	81.0	66.9	51.1	43.9	43.3	47.8	42.4
87,5°	33.2	40.6	48.4	54.7	57.7	58.9	56.8	47.8	36.2	31.4	32.6	36.5	34.1
90,0°	13.4	13.4	14.9	15.8	16.1	15.8	15.2	13.7	12.6	11.7	12.8	14.0	14.9
92,5°	11.1	11.4	12.3	12.6	12.3	12.3	12.0	11.4	9.9	9.3	9.9	11.1	12.0
95,0°	10.5	10.5	11.4	11.7	11.4	11.1	11.1	10.2	9.3	8.7	9.0	10.2	11.1
97,5°	9.6	9.9	10.5	10.8	10.5	10.2	10.2	9.6	8.7	8.1	8.4	9.6	10.2
100,0°	9.0	9.6	9.9	9.9	9.9	9.6	9.3	9.0	8.1	7.8	8.1	9.0	9.6
102,5°	8.4	9.0	9.3	9.3	9.3	9.0	8.7	8.1	7.8	7.5	7.5	8.4	9.0
105,0°	8.4	8.4	8.4	8.7	8.4	8.4	8.1	7.8	7.5	7.2	7.5	7.8	8.7
107,5°	7.8	7.8	8.1	8.4	7.8	7.8	7.5	7.5	6.9	7.2	7.2	7.5	8.1
110,0°	7.2	7.5	7.8	7.8	7.5	7.2	7.2	6.9	6.6	6.6	6.9	7.2	7.8
112,5°	6.9	7.2	7.2	7.2	6.9	6.9	6.6	6.6	6.6	6.6	6.6	6.9	7.5

Lichttechnischer Prüfbefund

Familie CITY-LIGHT PLUS LED	Bestell-Nr.: 5XA5275KF14H + 5XA54000XS EAN: 4058352835258 + 4050737730073	LP-Nummer 59107_26
Wertetabelle Lichtstärkemessung		Maximale Lichtstärke
		siteco

C- Ebenen	65° 115°	70° 110°	75° 105°	80° 100°	85° 95°	90°	185° 355°	190° 350°	195° 345°	200° 340°	205° 335°	210° 330°	215° 325°
γ	Lichtstärke in cd/klm												
0,0°	10.7	10.7	10.7	10.7	10.7	10.7	10.7	10.7	10.7	10.7	10.7	10.7	10.7
2,5°	11.7	11.7	11.7	11.7	12.0	12.0	10.8	10.8	10.5	10.8	10.5	10.5	10.2
5,0°	26.9	27.5	28.1	28.4	28.4	28.1	12.0	11.7	11.4	11.1	10.8	10.8	10.5
7,5°	53.5	58.9	63.0	64.5	63.9	62.7	26.6	22.4	18.5	15.5	13.4	12.0	11.4
10,0°	89.3	89.6	92.6	92.6	91.4	92.0	40.3	42.1	38.5	35.6	29.9	22.7	17.3
12,5°	134.5	147.0	155.1	162.0	171.2	176.3	60.7	46.0	36.8	33.8	40.0	42.7	41.2
15,0°	186.5	190.6	198.1	199.9	200.5	203.2	89.6	81.9	77.7	72.9	71.1	66.6	49.6
17,5°	205.3	221.4	237.2	246.8	248.6	245.6	119.8	109.1	103.1	99.8	86.7	74.1	57.4
20,0°	230.7	245.9	252.8	260.6	268.6	271.9	151.5	142.2	116.8	100.1	87.3	80.7	68.1
22,5°	254.0	257.6	270.7	283.3	283.9	282.1	161.1	140.7	129.4	127.9	113.8	95.0	74.4
25,0°	268.9	283.6	291.0	296.7	297.3	298.8	180.2	164.0	150.6	137.2	116.2	93.5	74.4
27,5°	306.0	313.4	313.1	315.2	316.1	319.1	190.9	174.8	160.8	149.7	133.9	115.0	92.3
30,0°	323.6	329.6	332.6	337.0	334.1	332.9	207.1	184.7	164.0	150.0	136.9	114.4	91.7
32,5°	351.4	355.0	355.6	353.5	350.8	350.8	228.0	204.4	177.5	158.4	138.6	127.9	109.4
35,0°	375.3	378.3	373.5	369.9	368.4	368.1	246.2	218.1	188.8	166.4	143.1	136.9	127.3
37,5°	397.7	391.7	381.9	379.5	381.9	384.9	253.4	222.9	190.3	165.2	140.1	133.3	129.4
40,0°	412.3	399.5	387.5	385.8	390.5	394.4	271.6	236.7	198.4	165.8	136.0	127.9	126.7
42,5°	417.7	401.9	388.7	388.7	393.5	395.0	286.3	245.6	202.0	161.7	128.5	121.9	123.7
45,0°	418.3	398.0	384.3	384.6	389.3	390.8	291.6	245.9	198.7	151.8	118.6	116.2	119.8
47,5°	409.4	384.9	372.0	372.9	378.0	379.5	292.2	244.4	194.2	142.2	112.1	110.9	113.2
50,0°	387.8	361.8	350.8	353.5	359.2	361.0	288.6	238.1	182.9	129.7	104.3	104.6	105.5
52,5°	358.6	332.0	322.1	325.4	332.6	335.3	280.9	228.3	170.6	118.3	95.9	97.4	97.1
55,0°	323.6	296.7	288.0	291.9	300.3	303.6	267.4	211.3	153.6	105.8	87.8	89.9	88.7
57,5°	284.5	256.4	248.3	252.5	260.9	265.3	245.0	189.1	133.9	94.7	80.4	81.9	80.4
60,0°	246.5	217.5	208.9	212.4	220.5	223.5	216.0	163.1	115.0	84.9	74.1	75.0	72.6
62,5°	208.9	179.3	169.7	172.7	179.6	179.9	185.9	137.4	99.8	77.4	68.7	68.1	64.8
65,0°	178.1	147.6	137.4	139.2	144.3	144.0	162.0	118.6	88.7	72.3	64.8	63.0	58.6
67,5°	148.8	119.5	108.8	109.1	110.6	112.3	143.4	104.3	81.6	67.8	61.0	58.6	53.2
70,0°	126.4	97.7	87.0	85.5	86.4	88.4	129.1	94.1	75.3	64.2	57.7	54.4	48.1
72,5°	104.9	79.5	68.7	66.0	67.2	70.5	113.5	84.0	69.0	59.2	53.8	50.2	43.0
75,0°	87.3	65.1	55.6	52.3	54.1	58.0	97.1	73.2	61.9	53.8	49.3	46.0	38.8
77,5°	71.7	50.8	43.0	40.6	42.1	45.4	78.3	61.3	52.9	46.6	43.0	40.0	33.8
80,0°	53.5	39.7	33.8	32.0	32.3	33.5	61.3	49.9	44.2	39.4	36.5	34.1	29.0
82,5°	41.8	32.3	27.8	26.0	25.7	26.3	48.4	40.6	36.5	32.9	30.8	29.0	24.8
85,0°	33.8	26.9	23.6	21.8	21.2	20.9	37.4	32.6	29.9	27.2	25.7	23.9	20.9
87,5°	28.7	23.6	21.2	19.4	18.2	17.9	28.4	25.4	23.9	21.8	20.3	19.1	17.3
90,0°	14.6	14.0	13.7	13.4	13.1	13.1	13.4	12.8	12.8	12.3	12.0	11.4	10.8
92,5°	12.0	12.6	12.6	12.3	12.3	12.0	11.4	11.1	10.8	10.2	9.9	9.6	9.0
95,0°	11.4	11.4	11.7	11.7	11.4	11.4	10.2	10.2	9.9	9.3	9.0	8.7	7.8
97,5°	10.5	10.8	10.8	10.8	10.8	10.8	9.6	9.6	9.3	8.7	8.4	7.8	7.5
100,0°	9.9	10.2	10.2	10.2	10.2	10.2	9.0	9.0	8.4	8.1	7.8	7.2	6.9
102,5°	9.6	9.6	9.6	9.6	9.6	9.6	8.4	8.4	7.8	7.5	7.2	6.9	6.3
105,0°	9.0	9.0	9.6	9.6	9.3	9.0	7.8	7.8	7.5	7.2	6.6	6.3	6.0
107,5°	8.4	8.7	9.0	9.0	9.0	9.0	7.2	7.2	6.9	6.6	6.3	6.0	5.7
110,0°	8.1	8.4	8.4	8.4	8.4	8.4	7.2	6.9	6.6	6.3	6.0	5.7	5.4
112,5°	7.8	7.8	8.1	8.4	8.4	8.4	6.6	6.6	6.3	6.0	5.7	5.4	5.1

Lichttechnischer Prüfbefund

Familie CITY-LIGHT PLUS LED	Bestell-Nr.: 5XA5275KF14H + 5XA54000XS EAN: 4058352835258 + 4050737730073	LP-Nummer 59107_26
--	--	-------------------------------------

Wertetabelle Lichtstärkemessung	Maximale Lichtstärke	siteco
--	-----------------------------	---------------

C- Ebenen	220° 320°	225° 315°	230° 310°	235° 305°	240° 300°	245° 295°	250° 290°	255° 285°	260° 280°	265° 275°	270°	Phi-Zone	Summe Phi-Zone
γ	Lichtstärke in cd/klm											Lichtstrom in lm/klm	
0,0°	10.7	10.7	10.7	10.7	10.7	10.7	10.7	10.7	10.7	10.7	10.7	0.0	0.0
2,5°	10.5	10.8	10.5	10.5	10.5	10.8	10.8	10.8	10.5	10.5	10.8	0.1	0.1
5,0°	10.5	10.8	10.8	10.5	10.2	10.2	10.2	10.2	10.5	10.2	10.2	0.4	0.5
7,5°	11.1	10.8	10.8	10.8	10.8	10.8	10.8	10.2	10.2	9.9	10.2	0.9	1.5
10,0°	13.7	12.3	11.7	11.4	11.4	11.4	10.8	10.8	10.2	9.9	9.6	2.0	3.5
12,5°	33.2	24.8	17.0	13.1	12.0	12.0	11.4	10.5	9.9	9.6	9.6	4.1	7.6
15,0°	42.1	47.8	40.6	34.4	21.2	14.6	12.6	11.4	10.5	9.9	9.6	6.4	14.0
17,5°	45.7	37.6	32.9	29.3	35.0	30.8	23.0	20.6	15.5	14.3	13.7	9.3	23.3
20,0°	58.0	54.1	45.7	35.9	35.0	26.9	20.0	25.7	29.9	29.9	27.5	11.9	35.2
22,5°	59.5	50.8	41.5	38.2	37.9	34.4	27.2	35.0	36.8	42.4	42.4	14.9	50.1
25,0°	59.5	49.6	41.5	39.7	39.1	36.2	33.8	38.8	44.2	48.1	51.4	17.8	67.9
27,5°	69.3	54.7	43.3	42.1	42.1	42.7	46.3	52.6	46.9	50.2	49.0	21.3	89.2
30,0°	72.3	61.9	53.8	48.1	43.9	40.3	40.6	49.6	46.3	50.2	49.0	24.6	113.8
32,5°	90.2	73.8	56.5	49.9	49.6	47.8	47.2	50.2	45.1	47.2	47.8	29.0	142.8
35,0°	117.7	100.1	82.8	70.5	61.6	51.7	46.3	50.5	46.3	46.3	46.6	33.5	176.3
37,5°	124.9	111.2	95.0	84.6	70.2	55.9	48.1	55.3	53.8	52.0	52.0	37.2	213.5
40,0°	123.1	108.2	94.7	85.5	71.1	58.6	54.7	62.7	63.3	61.6	62.2	41.4	254.9
42,5°	121.6	107.6	95.0	86.7	72.6	60.1	55.0	63.3	64.8	63.9	64.5	45.1	300.0
45,0°	118.9	106.7	93.8	86.1	72.3	60.4	55.3	61.6	63.6	62.2	63.3	48.1	348.2
47,5°	113.5	103.7	92.0	84.9	71.7	59.2	54.1	60.1	62.2	59.5	61.6	50.5	398.7
50,0°	106.4	98.6	88.4	81.6	69.3	57.4	52.9	58.0	61.0	57.7	59.2	52.3	451.0
52,5°	97.7	93.8	84.9	78.3	66.3	55.0	50.5	55.6	57.7	53.8	55.6	53.7	504.6
55,0°	89.0	86.4	78.6	72.6	62.7	52.3	48.1	52.9	54.4	51.1	52.6	54.2	558.8
57,5°	80.4	78.9	72.3	68.1	59.8	49.9	45.1	48.4	50.8	47.2	49.0	53.5	612.4
60,0°	72.6	72.0	66.9	63.9	57.1	48.4	42.4	45.1	47.2	43.9	44.8	51.8	664.2
62,5°	64.8	65.1	61.9	61.0	55.3	47.2	39.4	41.2	43.3	40.3	40.6	48.9	713.0
65,0°	58.6	59.5	57.4	57.7	53.2	45.4	37.4	37.6	39.4	36.5	37.1	45.7	758.7
67,5°	52.9	54.1	52.6	54.1	50.5	43.3	35.3	34.1	35.0	32.9	32.9	41.9	800.6
70,0°	47.8	49.3	49.3	50.8	48.1	41.8	33.2	31.7	31.1	29.3	29.9	38.1	838.7
72,5°	42.4	43.6	43.9	45.7	43.6	38.2	32.0	29.3	28.1	26.0	26.3	33.5	872.2
75,0°	37.1	37.9	38.2	39.7	37.6	32.9	28.4	26.3	24.5	22.7	22.7	28.3	900.5
77,5°	31.4	31.7	31.4	32.9	31.1	27.2	23.6	22.1	21.2	19.1	19.1	22.5	923.0
80,0°	26.0	25.4	24.5	26.3	25.4	22.4	20.0	18.5	17.6	15.8	15.5	17.1	940.1
82,5°	22.1	20.3	19.7	21.2	20.3	18.8	17.0	15.8	14.6	13.4	12.6	12.9	953.0
85,0°	18.2	16.1	15.5	17.0	16.4	14.9	13.7	13.4	12.3	11.1	10.2	9.7	962.7
87,5°	14.6	12.0	11.4	12.8	12.8	12.3	11.4	11.1	10.5	9.0	7.8	7.4	970.1
90,0°	9.3	7.2	7.5	8.7	9.3	9.3	9.0	8.4	8.1	6.6	6.0	3.3	973.4
92,5°	7.5	5.7	5.7	6.6	7.2	7.2	7.2	6.9	6.3	5.4	4.8	2.7	976.1
95,0°	7.2	5.7	5.1	6.0	6.6	6.3	6.0	6.0	5.7	5.1	4.2	2.5	978.5
97,5°	6.6	5.4	4.8	5.4	5.7	5.7	5.4	5.4	5.1	4.5	4.2	2.3	980.8
100,0°	6.0	5.1	4.5	4.8	5.4	5.1	5.1	4.8	4.8	4.5	4.2	2.1	982.9
102,5°	5.7	4.8	4.2	4.5	4.8	4.8	4.8	4.8	4.5	4.2	4.2	2.0	984.9
105,0°	5.7	4.8	4.2	4.2	4.8	4.2	4.2	4.2	4.2	4.2	3.6	1.8	986.7
107,5°	5.1	4.5	4.2	4.2	4.2	4.2	4.2	4.2	4.2	3.9	3.6	1.7	988.5
110,0°	5.1	4.5	3.9	4.2	4.2	3.9	4.2	4.2	3.9	3.6	3.6	1.6	990.1
112,5°	4.8	4.5	3.9	3.6	3.6	3.6	3.6	3.6	3.6	3.6	3.6	1.5	991.6

Lichttechnischer Prüfbefund

Familie CITY-LIGHT PLUS LED	Bestell-Nr.: 5XA5275KF14H + 5XA54000XS EAN: 4058352835258 + 4050737730073	LP-Nummer 59107_26
Wertetabelle Lichtstärkemessung		Maximale Lichtstärke
		siteco

C- Ebenen	0° 180°	5° 175°	10° 170°	15° 165°	20° 160°	25° 155°	30° 150°	35° 145°	40° 140°	45° 135°	50° 130°	55° 125°	60° 120°
γ	Lichtstärke in cd/klm												
115,0°	6.6	6.6	6.9	6.9	6.9	6.6	6.6	6.3	6.3	6.6	6.6	6.6	6.9
117,5°	6.0	6.3	6.6	6.6	6.3	6.0	6.0	6.0	6.0	6.0	6.0	6.6	6.6
120,0°	6.0	6.0	6.0	6.0	5.7	5.7	5.4	5.4	5.7	6.0	6.0	6.0	6.3
122,5°	5.1	5.4	5.4	5.4	5.1	4.8	4.8	4.8	5.4	5.4	5.4	5.4	5.7
125,0°	4.2	4.2	4.2	4.2	4.2	4.2	3.9	3.9	4.2	4.2	4.2	4.2	4.2
127,5°	3.0	3.0	3.0	3.0	3.0	3.0	2.4	2.4	2.7	2.7	2.7	2.7	2.7
130,0°	1.8	1.8	1.8	2.1	1.8	1.8	1.8	1.8	1.8	1.8	1.8	1.8	1.8
132,5°	1.8	1.8	1.8	1.8	1.8	1.8	1.8	1.8	1.5	1.5	1.5	1.2	1.8
135,0°	1.8	1.8	1.8	1.5	1.2	1.2	1.2	1.2	1.2	1.2	1.2	1.2	1.2
137,5°	1.2	1.2	1.2	1.2	1.2	1.2	1.2	1.2	1.2	0.9	0.9	1.2	0.6
140,0°	1.5	1.2	1.2	1.2	0.9	0.9	0.9	0.6	0.9	0.6	0.6	0.6	0.6
142,5°	1.8	1.5	1.2	1.2	1.2	0.9	0.6	0.6	0.6	0.6	0.6	0.6	0.6
145,0°	1.2	1.2	1.5	1.2	1.2	1.2	1.2	0.6	0.6	0.6	0.6	0.6	0.6
147,5°	1.2	1.2	1.2	1.2	1.2	1.2	0.9	0.9	0.6	0.6	0.6	0.6	0.6
150,0°	0.0	0.0	0.0	0.0	0.0	0.0	0.0	0.0	0.0	0.0	0.0	0.0	0.0
152,5°	0.0	0.0	0.0	0.0	0.0	0.0	0.0	0.0	0.0	0.0	0.0	0.0	0.0
155,0°	0.0	0.0	0.0	0.0	0.0	0.0	0.0	0.0	0.0	0.0	0.0	0.0	0.0
157,5°	0.0	0.0	0.0	0.0	0.0	0.0	0.0	0.0	0.0	0.0	0.0	0.0	0.0
160,0°	0.0	0.0	0.0	0.0	0.0	0.0	0.0	0.0	0.0	0.0	0.0	0.0	0.0
162,5°	0.0	0.0	0.0	0.0	0.0	0.0	0.0	0.0	0.0	0.0	0.0	0.0	0.0
165,0°	0.0	0.0	0.0	0.0	0.0	0.0	0.0	0.0	0.0	0.0	0.0	0.0	0.0
167,5°	0.0	0.0	0.0	0.0	0.0	0.0	0.0	0.0	0.0	0.0	0.0	0.0	0.0
170,0°	0.0	0.0	0.0	0.0	0.0	0.0	0.0	0.0	0.0	0.0	0.0	0.0	0.0
172,5°	0.0	0.0	0.0	0.0	0.0	0.0	0.0	0.0	0.0	0.0	0.0	0.0	0.0
175,0°	0.0	0.0	0.0	0.0	0.0	0.0	0.0	0.0	0.0	0.0	0.0	0.0	0.0
177,5°	0.0	0.0	0.0	0.0	0.0	0.0	0.0	0.0	0.0	0.0	0.0	0.0	0.0
180,0°	0.0	0.0	0.0	0.0	0.0	0.0	0.0	0.0	0.0	0.0	0.0	0.0	0.0

Lichttechnischer Prüfbefund

Familie CITY-LIGHT PLUS LED	Bestell-Nr.: 5XA5275KF14H + 5XA54000XS EAN: 4058352835258 + 4050737730073	LP-Nummer 59107_26
Wertetabelle Lichtstärkemessung		Maximale Lichtstärke
		siteco

C- Ebenen	65° 115°	70° 110°	75° 105°	80° 100°	85° 95°	90°	185° 355°	190° 350°	195° 345°	200° 340°	205° 335°	210° 330°	215° 325°
γ	Lichtstärke in cd/klm												
115,0°	7.5	7.8	7.8	7.8	7.8	7.8	6.6	6.0	6.0	5.7	5.4	5.4	4.8
117,5°	7.2	7.5	7.8	7.8	7.8	7.8	6.0	6.0	5.4	5.4	5.1	4.8	4.8
120,0°	6.6	6.9	7.2	7.2	7.2	7.2	5.4	5.4	5.4	4.8	4.8	4.8	4.5
122,5°	5.7	6.3	6.6	6.6	6.6	6.6	5.1	4.8	4.8	4.5	4.2	4.2	4.2
125,0°	4.5	4.8	4.8	4.8	4.8	4.8	3.9	3.9	3.6	3.6	3.6	3.6	3.3
127,5°	3.0	3.0	3.0	3.0	3.0	3.0	2.7	2.7	2.7	2.7	2.7	2.7	2.4
130,0°	1.8	1.8	1.8	1.8	1.8	1.8	1.8	1.8	1.8	1.8	2.1	2.1	2.4
132,5°	1.2	1.2	1.5	1.5	1.5	1.8	1.8	1.8	1.8	1.8	1.8	1.8	1.8
135,0°	1.2	1.2	1.2	1.2	1.2	1.2	1.8	1.8	1.8	1.8	1.8	1.8	1.8
137,5°	0.6	0.6	0.6	0.6	0.6	0.6	1.2	1.5	1.8	1.8	1.5	1.8	1.8
140,0°	0.6	0.6	0.6	0.6	0.6	0.6	1.8	1.5	1.2	1.2	1.2	1.2	1.2
142,5°	0.6	0.6	0.6	0.6	0.6	0.6	1.2	1.2	1.2	1.2	1.2	1.2	1.2
145,0°	0.6	0.6	0.6	0.6	0.6	0.6	1.2	1.2	1.2	1.2	1.2	1.2	1.2
147,5°	0.6	0.6	0.6	0.6	0.6	0.6	1.2	1.2	0.9	1.2	1.2	1.2	0.9
150,0°	0.0	0.0	0.0	0.0	0.0	0.0	0.0	0.0	0.0	0.0	0.0	0.0	0.0
152,5°	0.0	0.0	0.0	0.0	0.0	0.0	0.0	0.0	0.0	0.0	0.0	0.0	0.0
155,0°	0.0	0.0	0.0	0.0	0.0	0.0	0.0	0.0	0.0	0.0	0.0	0.0	0.0
157,5°	0.0	0.0	0.0	0.0	0.0	0.0	0.0	0.0	0.0	0.0	0.0	0.0	0.0
160,0°	0.0	0.0	0.0	0.0	0.0	0.0	0.0	0.0	0.0	0.0	0.0	0.0	0.0
162,5°	0.0	0.0	0.0	0.0	0.0	0.0	0.0	0.0	0.0	0.0	0.0	0.0	0.0
165,0°	0.0	0.0	0.0	0.0	0.0	0.0	0.0	0.0	0.0	0.0	0.0	0.0	0.0
167,5°	0.0	0.0	0.0	0.0	0.0	0.0	0.0	0.0	0.0	0.0	0.0	0.0	0.0
170,0°	0.0	0.0	0.0	0.0	0.0	0.0	0.0	0.0	0.0	0.0	0.0	0.0	0.0
172,5°	0.0	0.0	0.0	0.0	0.0	0.0	0.0	0.0	0.0	0.0	0.0	0.0	0.0
175,0°	0.0	0.0	0.0	0.0	0.0	0.0	0.0	0.0	0.0	0.0	0.0	0.0	0.0
177,5°	0.0	0.0	0.0	0.0	0.0	0.0	0.0	0.0	0.0	0.0	0.0	0.0	0.0
180,0°	0.0	0.0	0.0	0.0	0.0	0.0	0.0	0.0	0.0	0.0	0.0	0.0	0.0

Lichttechnischer Prüfbefund

Familie CITY-LIGHT PLUS LED	Bestell-Nr.: 5XA5275KF14H + 5XA54000XS EAN: 4058352835258 + 4050737730073	LP-Nummer 59107_26
Wertetabelle Lichtstärkemessung		Maximale Lichtstärke
		siteco

C- Ebenen	220° 320°	225° 315°	230° 310°	235° 305°	240° 300°	245° 295°	250° 290°	255° 285°	260° 280°	265° 275°	270°	Phi-Zone	Summe Phi-Zone
γ	Lichtstärke in cd/klm											Lichtstrom in lm/klm	
115,0°	4.8	4.5	3.9	3.6	3.6	3.6	3.6	3.6	3.6	3.6	3.6	1.4	993.0
117,5°	4.5	4.2	3.9	3.6	3.6	3.6	3.6	3.6	3.6	3.6	3.6	1.3	994.4
120,0°	4.2	3.9	3.6	3.3	3.0	3.0	3.0	3.3	3.6	3.6	3.6	1.2	995.6
122,5°	3.9	3.9	3.6	3.3	3.0	3.0	3.0	3.0	3.0	3.3	3.6	1.1	996.7
125,0°	3.0	3.0	3.0	3.0	2.7	2.4	2.4	2.7	3.0	3.0	3.0	0.8	997.5
127,5°	2.4	2.4	2.4	2.4	2.4	2.4	2.1	2.1	2.4	2.4	2.4	0.6	998.1
130,0°	2.1	2.1	1.8	1.8	1.8	1.8	1.8	1.8	1.8	2.1	1.8	0.4	998.5
132,5°	1.8	1.8	1.8	1.8	1.8	1.8	1.8	1.8	1.8	1.8	1.8	0.3	998.8
135,0°	1.8	1.8	1.8	1.8	1.8	1.8	1.8	1.8	1.8	1.8	1.8	0.3	999.1
137,5°	1.8	1.5	1.8	1.5	1.2	1.2	1.2	1.2	1.2	1.2	1.2	0.2	999.4
140,0°	1.2	1.2	1.2	1.2	1.2	1.2	1.2	1.2	1.2	1.2	1.2	0.2	999.5
142,5°	1.2	1.2	1.2	1.2	1.2	1.2	1.2	1.2	0.9	0.9	0.6	0.2	999.7
145,0°	1.2	1.2	1.2	1.2	1.2	1.2	1.2	1.2	0.6	0.6	0.6	0.2	999.9
147,5°	1.2	1.2	1.2	1.2	1.2	0.9	0.9	1.2	1.2	0.6	1.2	0.1	1000.0
150,0°	0.0	0.0	0.0	0.0	0.0	0.0	0.0	0.0	0.0	0.0	0.0	0.0	1000.0
152,5°	0.0	0.0	0.0	0.0	0.0	0.0	0.0	0.0	0.0	0.0	0.0	0.0	1000.0
155,0°	0.0	0.0	0.0	0.0	0.0	0.0	0.0	0.0	0.0	0.0	0.0	0.0	1000.0
157,5°	0.0	0.0	0.0	0.0	0.0	0.0	0.0	0.0	0.0	0.0	0.0	0.0	1000.0
160,0°	0.0	0.0	0.0	0.0	0.0	0.0	0.0	0.0	0.0	0.0	0.0	0.0	1000.0
162,5°	0.0	0.0	0.0	0.0	0.0	0.0	0.0	0.0	0.0	0.0	0.0	0.0	1000.0
165,0°	0.0	0.0	0.0	0.0	0.0	0.0	0.0	0.0	0.0	0.0	0.0	0.0	1000.0
167,5°	0.0	0.0	0.0	0.0	0.0	0.0	0.0	0.0	0.0	0.0	0.0	0.0	1000.0
170,0°	0.0	0.0	0.0	0.0	0.0	0.0	0.0	0.0	0.0	0.0	0.0	0.0	1000.0
172,5°	0.0	0.0	0.0	0.0	0.0	0.0	0.0	0.0	0.0	0.0	0.0	0.0	1000.0
175,0°	0.0	0.0	0.0	0.0	0.0	0.0	0.0	0.0	0.0	0.0	0.0	0.0	1000.0
177,5°	0.0	0.0	0.0	0.0	0.0	0.0	0.0	0.0	0.0	0.0	0.0	0.0	1000.0
180,0°	0.0	0.0	0.0	0.0	0.0	0.0	0.0	0.0	0.0	0.0	0.0	0.0	1000.0

Lichttechnischer Prüfbefund

Familie CITY-LIGHT PLUS LED	Bestell-Nr.: 5XA5275KF14H + 5XA54000XS EAN: 4058352835258 + 4050737730073	LP-Nummer 59107_26
Dimmstufen-Tabelle		Umgebungstemperatur: 25°C
siteco		

Lichtstrom [%]	Dimmstufe linear	Dimmstufe logarithmisch	Lichtstrom [lm]	Systemleistung [W] Lebensdauerbeginn	Systemleistung [W] Lebensdauerende	Systemleistung [W] Durchschnitt
100	254	254	1390	10.0	10.4	10.2
95	241	252	1319	9.5	9.9	9.7
90	229	250	1253	9.0	9.3	9.2
85	216	248	1182	8.5	8.8	8.6
80	203	246	1111	8.0	8.3	8.2
75	190	243	1040	7.6	7.7	7.6
70	178	241	974	7.1	7.3	7.2
65	165	238	903	6.6	6.8	6.7
60	152	235	832	6.1	6.4	6.2
55	140	232	766	5.7	5.9	5.8
50	127	229	695	5.3	5.5	5.4
45	114	225	624	4.8	5.0	4.9
40	102	221	558	4.4	4.6	4.5
35	89	216	487	4.0	4.1	4.0
30	76	210	416	3.6	3.7	3.6
30	75	209	410	3.5	3.7	3.6