


## Lichttechnischer Prüfbefund

**Familie**  
**Floodlight FL21 micro**

**Bestell-Nr.: 5XA7762A4A2A**  
**EAN: 4058352669846**

**LP-Nummer**  
**59324\_13**



**Ausführung** Designbügel  
**Optik** direkt, asymmetrisch tief strahlend,  
asymmetrisch breit strahlend  
A430002  
**Abdeckung** Einscheibensicherheitsglas (ESG)  
**Bestückung** LED 4000 K | CRI ≥ 70  
**Betriebsgerät** EVG SITECO iQ  
**Bemessungswerte** Nettolichtstrom = 3170 lm  
Systemleistung = 23.1 W  
Lichtausbeute = 137.2 lm/W

**Seriendokumentation**  
**05.07.2022**

**siteco**

**Lichtstärke in cd/klm**

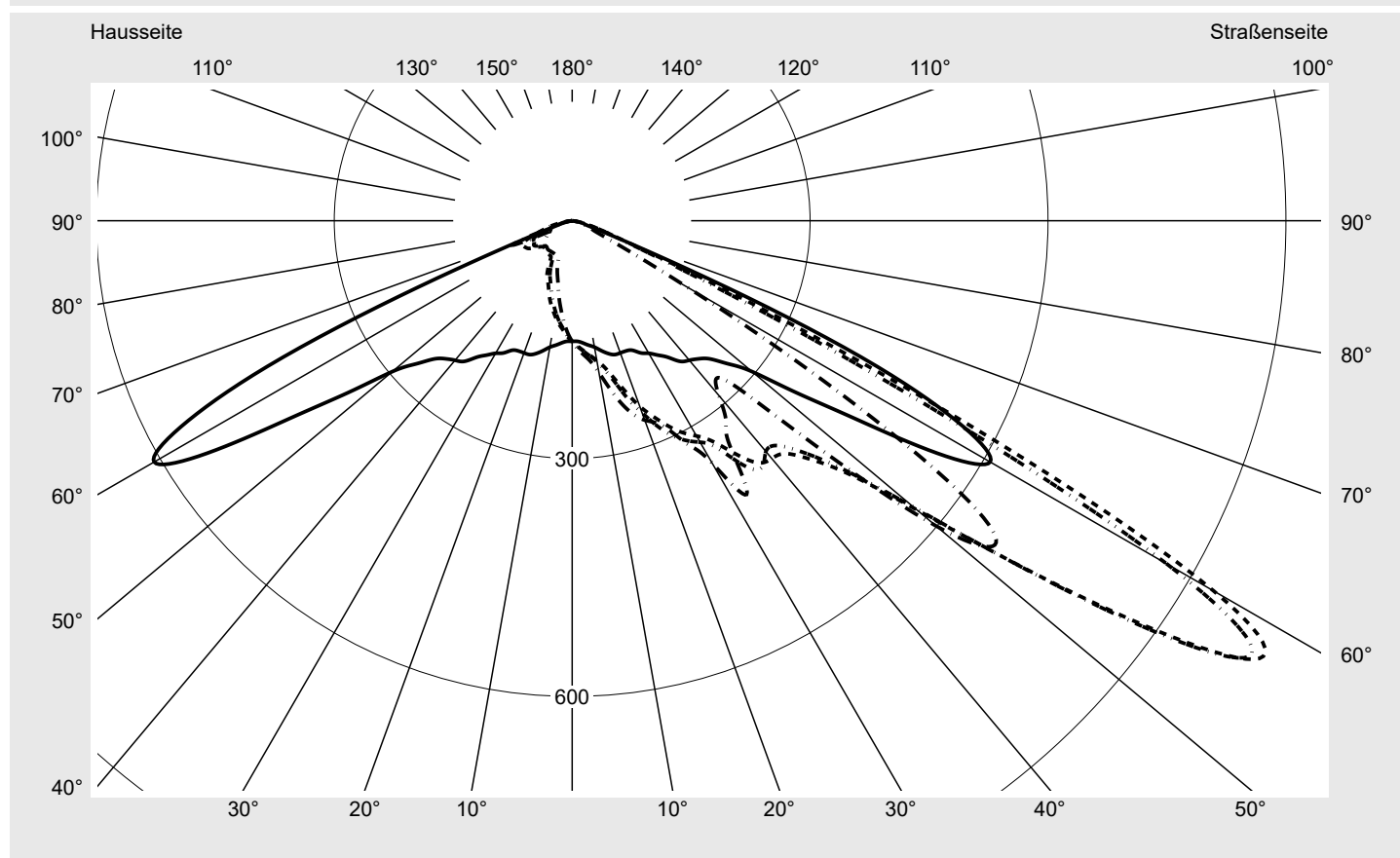
**C180-0**

**C220-40**

**C225-45**

**C270-90**

**Imax: 1028 cd/klm**



**Leuchtenbetriebswirkungsgrade**

Eta 100.0%  
 Eta 0° - 90° 100.0%  
 Eta 90° - 180° 0.0%

**Lichtstärkeklasse nach EN13201-2**

Klasse: G6  
 Imax 70° 56.8  
 Imax 80° 12.2  
 Imax 90° 0.0  
 Imax >90° 0.0  
 Imax >95° 0.0

**Messbedingungen**

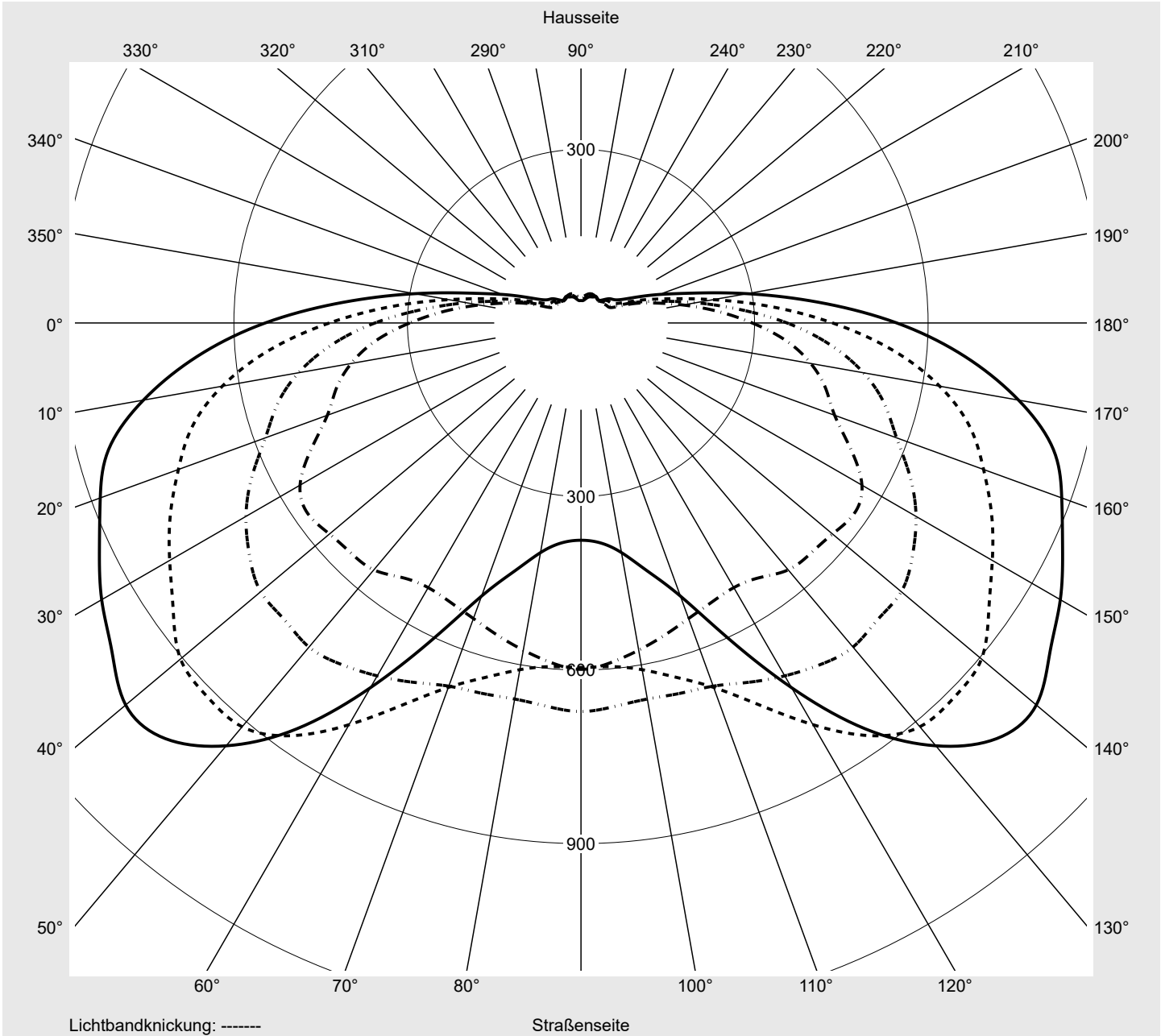
DIN EN 13032 und DIN 5032

**Lichttechnischer Prüfbefund**

<b>Familie</b> Floodlight FL21 micro	<b>Bestell-Nr.:</b> 5XA7762A4A2A <b>EAN:</b> 4058352669846	<b>LP-Nummer</b> 59324_13
---	---	------------------------------



**Kegelmantelkurven in cd/klm**    **KMK 57,5°**    **KMK 55°**    **KMK 52,5°**    **KMK 50°**



## Lichttechnischer Prüfbefund

<b>Familie</b> Floodlight FL21 micro	<b>Bestell-Nr.: 5XA7762A4A2A</b> <b>EAN: 4058352669846</b>	<b>LP-Nummer</b> 59324_13
<b>Wertetabelle Lichtstärkemessung</b>		<b>Maximale Lichtstärke</b>
		<b>siteco</b>

C- Ebenen	0° 180°	5° 175°	10° 170°	15° 165°	20° 160°	25° 155°	30° 150°	35° 145°	40° 140°	45° 135°	50° 130°	55° 125°	60° 120°
γ	Lichtstärke in cd/klm												
0,0°	152.2	152.2	152.2	152.2	152.2	152.2	152.2	152.2	152.2	152.2	152.2	152.2	152.2
2,5°	152.3	153.0	153.7	154.6	155.3	156.3	157.0	157.8	158.3	158.8	159.4	159.9	160.3
5,0°	154.8	156.4	157.9	159.2	160.4	161.7	162.8	163.8	164.6	165.3	166.1	166.8	167.4
7,5°	158.3	160.7	162.8	164.5	166.0	167.4	168.9	170.2	171.2	172.2	173.1	174.2	175.2
10,0°	161.9	165.2	167.7	169.8	171.5	173.3	175.1	177.1	178.9	180.6	182.3	184.6	186.8
12,5°	167.7	171.2	174.2	176.3	178.7	180.7	183.5	186.4	189.6	193.9	198.1	201.5	204.5
15,0°	173.2	177.5	180.9	183.3	185.9	189.5	193.7	199.5	206.4	212.2	217.8	222.1	224.9
17,5°	177.1	182.4	186.7	190.2	193.7	198.9	206.9	217.3	227.3	236.6	241.4	244.7	246.6
20,0°	177.5	184.8	190.4	195.2	200.4	207.6	220.3	234.4	249.1	257.8	264.4	266.4	264.0
22,5°	177.7	187.1	194.4	200.5	207.2	218.0	233.3	252.2	267.4	280.2	286.9	283.9	276.1
25,0°	180.4	191.8	199.9	206.4	213.8	226.3	244.2	265.8	285.4	299.0	301.2	296.2	287.2
27,5°	188.1	200.6	209.2	215.8	223.8	236.9	257.5	280.9	301.2	312.6	313.9	308.8	301.6
30,0°	193.1	209.1	219.9	227.7	236.0	250.6	271.7	293.7	313.5	322.6	325.6	325.1	320.8
32,5°	201.0	221.2	235.2	244.9	255.0	271.6	292.4	314.0	330.1	339.4	345.2	350.9	361.4
35,0°	210.2	237.3	255.5	267.6	281.5	300.6	322.7	345.2	359.0	376.4	398.4	422.1	433.1
37,5°	223.6	254.8	273.0	282.1	291.2	307.6	340.0	368.9	384.9	392.6	407.4	414.1	406.9
40,0°	229.7	265.6	288.3	302.2	314.2	335.8	372.7	393.1	391.6	380.1	387.7	395.5	385.4
42,5°	236.2	272.1	298.8	316.0	330.4	357.6	397.9	410.2	398.4	384.8	386.4	388.5	373.9
45,0°	246.7	287.3	317.1	337.4	354.7	391.9	438.4	444.4	425.8	413.9	406.8	395.1	374.0
47,5°	267.4	312.7	349.1	374.8	397.0	442.8	491.3	494.2	472.5	464.7	453.0	428.7	407.6
50,0°	296.0	356.6	403.4	438.0	466.6	514.2	560.8	575.9	567.6	562.4	557.2	537.5	528.3
52,5°	356.2	432.5	495.8	543.5	580.6	627.5	668.7	699.7	722.8	725.3	731.5	721.0	704.4
55,0°	435.0	541.1	629.6	696.2	740.6	783.2	821.0	860.8	903.7	913.7	911.3	871.0	801.9
57,5°	545.9	666.4	768.1	845.4	884.3	918.5	956.8	989.9	1027.5	1016.2	954.2	856.5	728.1
60,0°	608.6	730.6	824.8	896.5	919.4	933.1	940.4	948.8	934.3	866.0	760.2	619.5	467.5
62,5°	545.3	656.2	724.2	765.9	757.5	731.9	698.8	668.4	601.9	505.0	395.9	301.2	215.6
65,0°	378.6	423.0	450.1	456.4	434.8	398.6	363.7	333.3	275.5	216.2	163.7	135.3	103.7
67,5°	139.6	158.6	161.6	157.4	150.7	139.6	130.7	125.0	108.3	94.3	80.9	68.1	55.2
70,0°	44.6	46.3	46.2	46.5	48.0	49.2	51.5	53.6	54.7	54.9	52.8	50.0	45.0
72,5°	20.8	21.6	21.3	21.5	23.1	24.5	26.2	29.2	32.7	36.1	38.4	36.7	32.9
75,0°	16.0	17.1	16.2	15.9	16.8	17.3	18.6	21.0	22.6	23.0	23.4	23.7	22.3
77,5°	12.8	13.1	11.7	11.2	11.5	11.8	12.5	13.3	13.8	13.4	13.3	13.8	13.9
80,0°	8.4	7.4	6.6	6.2	6.5	7.0	7.1	7.4	7.6	7.6	7.5	7.5	7.4
82,5°	3.3	3.1	2.8	2.9	3.0	3.1	3.3	3.4	3.5	3.5	3.4	3.2	3.4
85,0°	1.3	1.3	1.3	1.3	1.3	1.3	1.3	1.3	1.3	1.2	1.2	1.1	1.1
87,5°	0.9	0.9	0.9	0.8	0.8	0.8	0.8	0.7	0.7	0.7	0.7	0.6	0.6
90,0°	0.0	0.0	0.0	0.0	0.0	0.0	0.0	0.0	0.0	0.0	0.0	0.0	0.0

## Lichttechnischer Prüfbefund

<b>Familie</b> Floodlight FL21 micro	<b>Bestell-Nr.: 5XA7762A4A2A</b> <b>EAN: 4058352669846</b>	<b>LP-Nummer</b> 59324_13
<b>Wertetabelle Lichtstärkemessung</b>		<b>Maximale Lichtstärke</b>
		<b>siteco</b>

C- Ebenen	65° 115°	70° 110°	75° 105°	80° 100°	85° 95°	90°	185° 355°	190° 350°	195° 345°	200° 340°	205° 335°	210° 330°	215° 325°
γ	Lichtstärke in cd/klm												
0,0°	152.2	152.2	152.2	152.2	152.2	152.2	152.2	152.2	152.2	152.2	152.2	152.2	152.2
2,5°	160.6	160.8	161.1	161.4	161.7	161.8	151.4	150.4	149.6	148.7	148.0	147.2	146.5
5,0°	167.7	168.2	168.9	169.5	169.9	170.1	153.1	151.1	148.8	146.6	144.5	142.3	140.0
7,5°	175.8	176.4	177.3	178.3	179.1	179.3	155.5	152.3	148.8	145.0	141.2	137.8	134.3
10,0°	188.5	190.1	191.4	193.0	194.2	194.6	158.3	153.9	148.5	143.2	137.9	132.8	127.6
12,5°	207.2	209.5	211.6	213.6	215.4	215.9	162.8	156.8	149.6	142.6	135.1	127.8	120.8
15,0°	227.5	230.2	232.6	234.9	237.1	237.9	167.0	159.0	150.4	141.3	132.0	122.9	114.2
17,5°	247.3	247.7	249.2	251.5	254.6	255.8	168.8	159.6	148.3	137.5	126.9	116.7	106.5
20,0°	260.1	257.7	258.4	260.9	265.1	267.7	167.5	155.5	143.0	130.9	119.3	108.2	97.1
22,5°	269.1	264.8	264.9	267.5	272.7	276.0	164.8	151.0	136.6	123.6	111.4	99.7	89.3
25,0°	279.2	274.8	275.5	279.8	287.5	292.4	165.4	158.3	132.9	118.3	104.6	92.9	83.6
27,5°	294.3	291.5	294.7	303.4	313.8	318.9	170.3	150.8	132.1	115.3	100.6	89.2	78.3
30,0°	316.4	316.4	323.0	335.2	348.1	353.2	172.7	152.5	132.6	113.6	98.3	85.8	67.3
32,5°	366.6	368.8	377.4	392.0	404.2	409.3	175.9	152.6	132.3	113.5	97.8	79.5	57.2
35,0°	418.3	389.2	363.8	354.3	349.9	346.8	181.1	155.2	133.0	113.5	95.0	67.7	54.0
37,5°	383.2	357.6	344.1	337.1	323.5	318.7	188.0	158.6	133.0	112.1	86.7	58.6	52.8
40,0°	358.5	327.8	311.7	296.1	289.1	288.0	190.3	157.7	130.6	108.0	72.1	56.0	51.9
42,5°	339.3	306.9	286.3	272.3	269.4	269.6	192.1	157.2	129.4	104.8	67.7	56.1	51.9
45,0°	340.2	312.0	299.3	295.5	300.3	305.2	198.5	158.5	127.1	100.4	65.4	56.0	51.8
47,5°	391.0	388.0	392.3	406.5	423.4	433.8	212.7	165.8	123.3	98.4	65.5	55.5	52.2
50,0°	533.1	543.7	558.7	574.4	589.4	598.8	235.6	179.0	133.3	98.3	65.3	55.1	53.4
52,5°	685.4	668.2	662.8	660.2	665.4	671.8	273.1	201.6	145.0	105.7	72.9	58.3	56.2
55,0°	728.4	670.4	634.1	608.6	596.4	595.5	328.0	232.1	161.8	117.4	84.6	67.1	61.8
57,5°	601.1	502.5	444.1	403.1	381.6	375.6	411.7	291.6	199.2	144.0	105.7	81.2	70.2
60,0°	350.7	269.8	222.6	190.8	173.2	166.1	469.5	341.1	239.3	169.8	121.1	89.6	74.0
62,5°	160.1	123.8	98.7	80.3	69.1	64.9	435.8	324.6	239.9	176.3	122.8	91.3	73.9
65,0°	80.8	64.0	45.1	36.5	32.8	32.8	290.9	224.9	173.3	132.3	102.5	77.3	69.5
67,5°	48.3	42.3	33.9	30.0	27.2	26.2	104.6	83.1	83.7	71.8	60.3	54.1	59.0
70,0°	38.8	32.2	27.1	23.2	20.6	19.6	32.8	27.7	30.9	33.7	32.9	34.2	44.2
72,5°	28.8	24.2	20.4	17.9	16.2	14.9	20.5	19.6	19.5	20.5	20.3	22.1	31.4
75,0°	20.5	17.6	14.5	12.5	12.1	11.1	15.4	14.4	14.2	14.7	14.1	15.7	23.2
77,5°	13.5	11.8	9.9	9.0	8.9	8.4	12.4	10.2	9.7	9.9	9.6	10.8	16.0
80,0°	7.3	6.5	5.5	5.0	4.5	4.3	7.2	5.7	5.4	5.9	5.6	6.3	9.6
82,5°	3.1	2.7	2.5	2.3	2.1	2.1	3.0	2.8	2.5	2.7	2.8	2.8	4.0
85,0°	1.0	1.0	1.0	0.9	0.9	0.9	1.3	1.3	1.3	1.2	1.2	1.2	1.1
87,5°	0.6	0.6	0.5	0.5	0.5	0.5	0.9	0.9	1.0	1.0	1.0	0.9	0.9
90,0°	0.0	0.0	0.0	0.0	0.0	0.0	0.0	0.0	0.0	0.0	0.0	0.0	0.0

## Lichttechnischer Prüfbefund

<b>Familie</b> Floodlight FL21 micro	<b>Bestell-Nr.: 5XA7762A4A2A</b> <b>EAN: 4058352669846</b>	<b>LP-Nummer</b> 59324_13
---	---	------------------------------

<b>Wertetabelle Lichtstärkemessung</b>	<b>Maximale Lichtstärke</b>	<b>siteco</b>
--	-----------------------------	---------------

C- Ebenen	220° 320°	225° 315°	230° 310°	235° 305°	240° 300°	245° 295°	250° 290°	255° 285°	260° 280°	265° 275°	270°	Phi-Zone	Summe Phi-Zone
γ	Lichtstärke in cd/klm											Lichtstrom in lm/klm	
0,0°	152.2	152.2	152.2	152.2	152.2	152.2	152.2	152.2	152.2	152.2	152.2	0.2	0.2
2,5°	145.7	144.9	144.1	143.4	142.8	142.3	141.8	141.3	140.8	140.6	140.5	1.8	2.0
5,0°	137.7	135.7	133.8	132.1	130.6	129.3	128.2	127.2	126.5	126.0	125.9	3.6	5.6
7,5°	130.8	127.4	124.1	121.2	118.5	116.2	114.2	112.7	111.7	111.1	111.0	5.4	11.0
10,0°	122.6	118.0	113.7	109.8	106.3	103.4	101.0	99.0	97.6	96.8	96.6	7.2	18.2
12,5°	114.3	108.4	103.1	98.2	93.9	90.3	87.3	84.9	83.3	82.4	82.1	9.2	27.4
15,0°	106.0	98.6	92.1	86.5	81.9	78.5	75.8	73.8	72.6	71.9	71.7	11.3	38.6
17,5°	96.8	88.4	81.9	77.1	73.2	69.9	67.1	64.8	63.1	62.3	62.0	13.4	52.1
20,0°	87.6	80.4	74.5	68.2	61.9	57.2	54.2	52.5	51.6	51.3	51.2	15.5	67.5
22,5°	81.1	73.1	63.5	55.5	51.8	50.5	49.8	49.4	49.1	49.0	49.0	17.5	85.1
25,0°	74.8	63.3	54.3	51.2	50.2	49.5	49.0	48.6	48.2	48.0	48.0	19.8	104.9
27,5°	64.0	53.7	51.1	50.3	49.7	49.1	48.5	48.1	47.6	47.4	47.4	22.4	127.3
30,0°	53.7	51.2	50.3	50.0	49.6	49.0	48.5	48.0	47.5	47.1	47.1	25.4	152.7
32,5°	51.9	50.5	50.1	50.0	49.6	49.2	48.7	48.2	47.6	47.1	47.1	29.5	182.2
35,0°	51.5	50.3	49.9	49.7	49.6	49.3	49.1	48.6	48.0	47.2	47.1	33.1	215.2
37,5°	50.8	49.9	49.5	49.5	49.4	49.3	49.4	49.1	48.5	47.5	47.4	35.0	250.3
40,0°	49.8	49.2	48.8	49.0	49.2	49.6	50.0	49.9	49.0	47.8	47.5	36.5	286.7
42,5°	49.3	48.3	48.1	48.5	49.4	50.0	50.6	49.9	48.7	47.1	46.6	38.2	325.0
45,0°	48.8	47.6	47.5	48.4	49.5	49.9	50.2	50.1	48.6	46.6	45.9	42.0	367.0
47,5°	49.1	47.5	47.5	48.5	49.2	50.4	51.2	51.7	49.7	46.9	46.3	49.8	416.7
50,0°	51.0	48.7	48.4	48.6	50.2	52.5	53.3	52.1	49.0	46.1	45.3	63.0	479.8
52,5°	54.8	51.7	49.3	49.5	51.9	52.9	53.0	50.8	47.0	44.2	43.3	79.3	559.1
55,0°	59.7	55.4	50.8	50.4	52.4	52.1	51.1	48.6	44.2	41.5	40.5	93.7	652.8
57,5°	65.1	57.4	50.9	49.9	51.7	49.6	48.1	45.9	41.8	38.9	38.8	99.5	752.3
60,0°	67.5	55.2	49.8	48.4	48.8	47.2	44.9	43.5	39.8	37.2	37.4	90.6	843.0
62,5°	69.4	54.7	48.1	45.0	45.1	44.3	43.1	42.3	39.8	37.0	36.9	68.1	911.1
65,0°	68.9	53.6	45.3	41.5	42.3	42.6	41.8	41.0	38.0	35.5	35.9	41.0	952.1
67,5°	61.5	48.1	40.4	38.0	39.8	41.1	40.2	38.2	34.3	38.8	79.9	19.3	971.4
70,0°	49.3	40.7	35.6	34.2	36.8	38.4	36.3	32.5	27.8	26.1	56.8	10.1	981.6
72,5°	38.9	34.9	31.3	30.1	32.4	33.8	30.8	25.4	20.2	20.4	27.1	6.9	988.4
75,0°	30.5	29.4	26.0	26.3	28.5	26.6	20.9	14.4	12.0	13.0	14.0	5.0	993.5
77,5°	22.1	22.1	17.8	15.8	18.7	18.8	15.1	9.0	7.9	7.5	7.5	3.4	996.9
80,0°	12.2	11.5	9.8	9.5	8.6	5.6	5.0	4.0	3.4	3.4	3.3	1.8	998.7
82,5°	4.8	4.0	3.6	3.1	2.4	1.7	1.6	1.3	1.1	1.0	1.0	0.8	999.5
85,0°	1.1	1.0	1.0	0.9	0.9	0.8	0.8	0.8	0.7	0.7	0.7	0.3	999.8
87,5°	0.9	0.9	0.8	0.8	0.8	0.7	0.7	0.7	0.7	0.7	0.6	0.2	1000.0
90,0°	0.0	0.0	0.0	0.0	0.0	0.0	0.0	0.0	0.0	0.0	0.0	0.0	1000.0

## Lichttechnischer Prüfbefund

<b>Familie</b> Floodlight FL21 micro	<b>Bestell-Nr.: 5XA7762A4A2A</b> <b>EAN: 4058352669846</b>	<b>LP-Nummer</b> 59324_13
<b>Dimmstufen-Tabelle</b>		<b>sITeco</b>
Umgebungstemperatur: 25°C		

Lichtstrom [%]	Dimmstufe linear	Dimmstufe logarithmisch	Lichtstrom [lm]	Systemleistung [W] Lebensdauerbeginn	Systemleistung [W] Lebensdauerende	Systemleistung [W] Durchschnitt
100	254	254	3170	23.1	23.8	23.5
95	241	252	3008	21.7	22.4	22.0
90	229	250	2858	20.4	21.1	20.8
85	216	248	2696	19.1	19.7	19.4
80	203	246	2534	17.8	18.4	18.1
75	190	243	2371	16.6	17.1	16.8
70	178	241	2221	15.5	15.9	15.7
65	165	238	2059	14.3	14.7	14.5
60	152	235	1897	13.1	13.5	13.3
55	140	232	1747	12.1	12.4	12.2
50	127	229	1585	11.0	11.3	11.2
45	114	225	1423	9.9	10.2	10.0
40	102	221	1273	8.9	9.2	9.0
35	89	216	1111	7.9	8.1	8.0
30	76	210	949	7.0	7.1	7.0
25	63	203	786	5.9	6.1	6.0
20	51	195	636	5.1	5.2	5.2
15	39	185	487	4.2	4.3	4.2