

Lichttechnischer Prüfbefund

Familie
Streetlight 21 mini LED

Bestell-Nr.: 5XE2G43S08HB
EAN: 4058352725870

LP-Nummer
59111_280



Ausführung	Mastansatz- / Mastaufsatzmontage, Smart Interface oben
Optik	direkt, asymmetrisch, rechts breit strahlend ZCR0003
Abdeckung	Einscheibensicherheitsglas (ESG)
Bestückung	LED 4000 K CRI ≥ 70
Betriebsgerät	EVG-Smart Interface
Bemessungswerte	Nettolichtstrom = 8590 lm Systemleistung = 66.0 W Lichtausbeute = 130.2 lm/W

Seriendokumentation
18.07.2022

sitEco

Lichtstärke in cd/klm

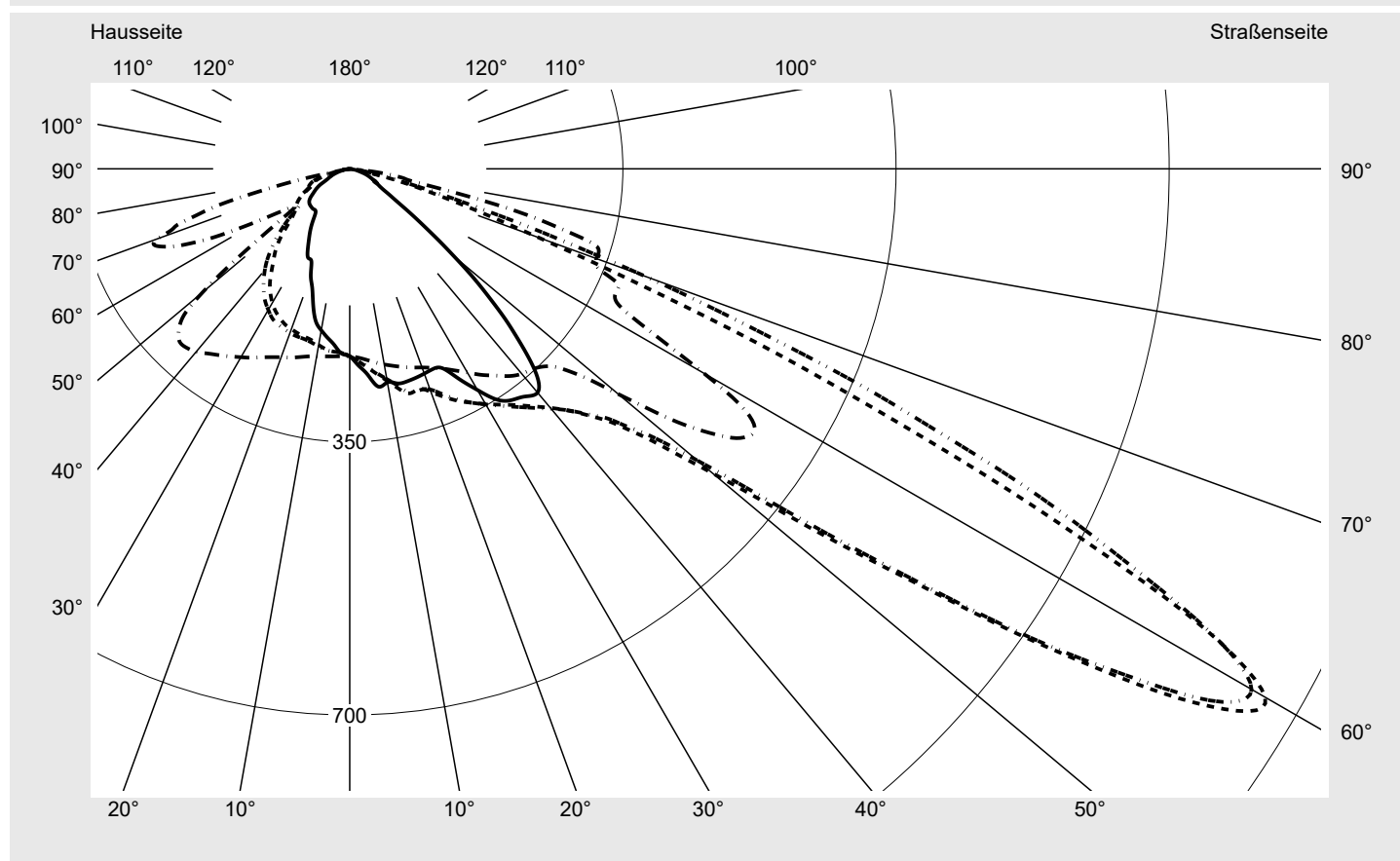
C180-0

C242-5-62,5

C245-65

C270-90

Imax: 1354 cd/klm



Leuchtenbetriebswirkungsgrade

Eta	100.0%
Eta 0° - 90°	100.0%
Eta 90° - 180°	0.0%

Lichtstärkeklasse nach EN13201-2

Klasse:	G3
Imax 70°	751.7
Imax 80°	80.9
Imax 90°	0.0
Imax >90°	0.0
Imax >95°	0.0

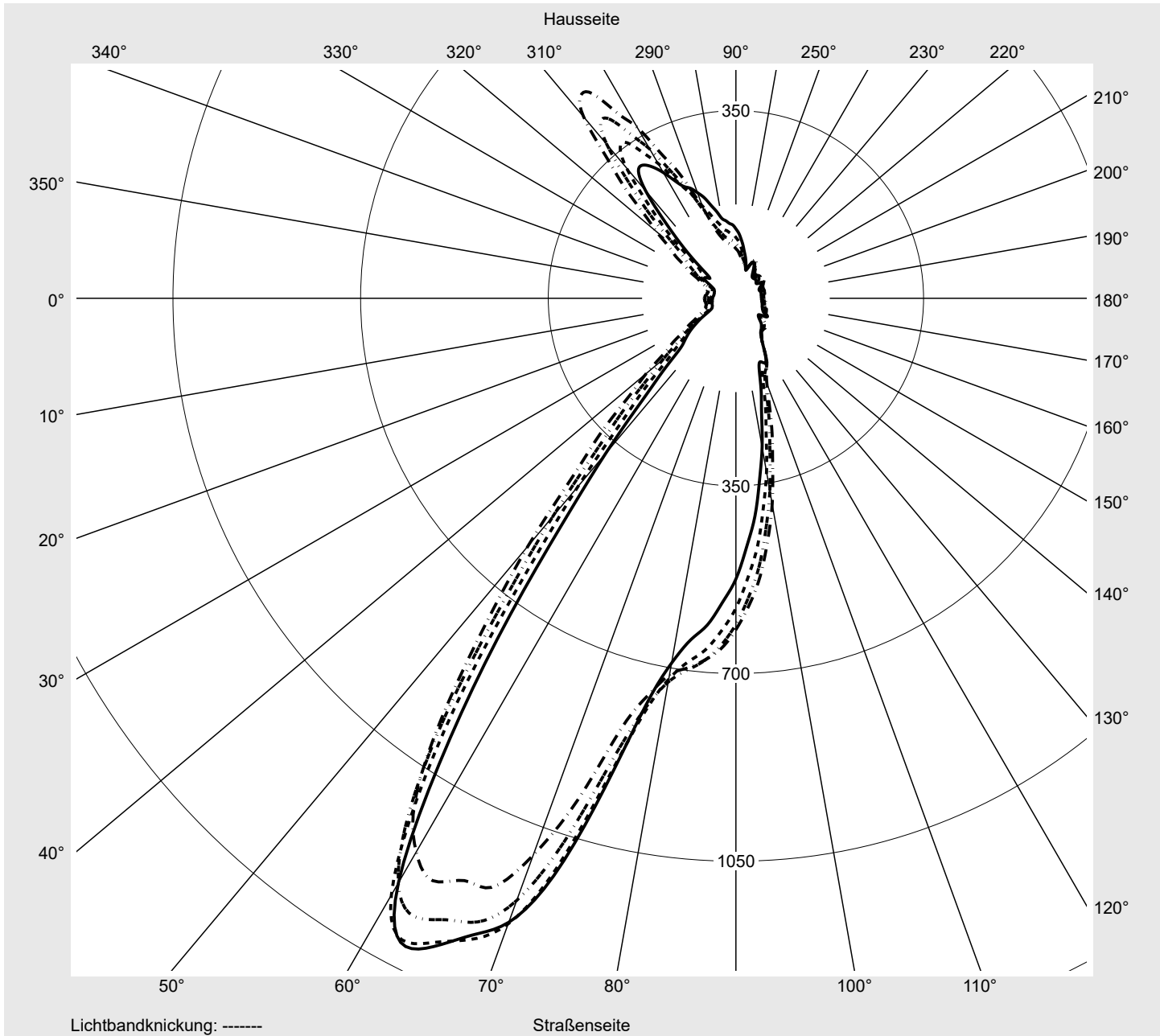
Messbedingungen

DIN EN 13032 und DIN 5032

Lichttechnischer Prüfbefund

Familie Streetlight 21 mini LED	Bestell-Nr.: 5XE2G43S08HB EAN: 4058352725870	LP-Nummer 59111_280
---	---	-------------------------------

Kegelmantelkurven in cd/klm **KMK 60°** **KMK 59°** **KMK 58°** **KMK 57°** **siteco**



Lichttechnischer Prüfbefund

Familie Streetlight 21 mini LED	Bestell-Nr.: 5XE2G43S08HB EAN: 4058352725870	LP-Nummer 59111_280
--	---	--------------------------------------

Wertetabelle Lichtstärkemessung	Maximale Lichtstärke	sitEco
--	-----------------------------	---------------

C- Ebenen	0,0°	2,5°	5,0°	7,5°	10,0°	12,5°	15,0°	17,5°	20,0°	22,5°	25,0°	27,5°	30,0°	32,5°	35,0°	37,5°	40,0°
γ	Lichtstärke in cd/klm																
0,0°	240.3	240.3	240.3	240.3	240.3	240.3	240.3	240.3	240.3	240.3	240.3	240.3	240.3	240.3	240.3	240.3	240.3
2,5°	252.1	252.3	251.9	252.1	251.9	252.1	251.8	251.9	251.6	251.7	251.3	251.3	250.9	250.9	250.5	250.3	249.6
5,0°	265.0	265.3	264.6	265.0	264.6	265.0	264.3	264.5	263.8	263.8	263.1	263.1	262.4	262.4	261.6	261.4	260.4
7,5°	281.6	281.6	281.3	281.5	281.5	281.7	281.4	281.5	281.1	281.1	280.2	280.0	279.0	278.6	277.5	276.9	275.3
10,0°	277.9	277.8	277.8	277.8	278.1	278.4	278.8	279.0	279.5	280.0	281.0	281.9	283.6	284.9	287.3	288.7	289.5
12,5°	281.7	281.9	281.7	282.1	282.4	283.1	283.4	284.1	284.2	285.0	285.1	285.9	285.8	286.4	286.2	286.7	286.6
15,0°	282.2	282.2	282.5	282.9	283.7	284.6	285.4	286.5	287.5	288.5	289.5	290.5	291.6	292.6	293.3	294.3	294.8
17,5°	280.9	281.2	281.6	282.1	283.2	284.5	285.8	287.1	288.3	289.7	291.2	292.8	294.1	295.5	296.9	298.4	299.7
20,0°	279.3	279.5	280.2	280.8	282.0	283.6	285.1	286.6	288.3	290.0	291.9	293.8	295.7	297.5	299.4	301.3	303.2
22,5°	277.9	278.2	278.7	279.6	280.9	282.6	284.2	286.0	287.9	289.9	292.0	294.2	296.4	298.6	300.8	303.0	305.3
25,0°	282.2	283.2	282.7	283.9	284.1	285.4	286.3	287.8	289.0	290.7	292.6	294.8	297.2	299.7	302.1	304.7	307.4
27,5°	303.8	304.1	303.9	304.2	303.8	303.7	302.6	301.8	300.3	299.5	298.9	299.4	300.5	302.2	304.4	307.2	310.4
30,0°	327.4	328.0	328.2	329.2	329.4	330.3	329.7	329.2	326.3	323.9	319.7	316.4	312.9	311.2	311.0	312.9	315.4
32,5°	350.7	352.1	352.2	354.3	355.0	357.8	358.0	359.9	358.4	358.3	354.1	351.1	343.5	338.7	331.0	328.5	326.5
35,0°	361.8	363.0	364.8	367.4	371.3	376.4	380.5	384.3	387.3	389.7	390.1	388.2	383.1	376.8	367.7	359.4	351.0
37,5°	367.9	369.2	371.5	374.7	378.9	384.6	390.3	396.9	404.0	412.3	418.6	423.4	423.5	421.0	413.7	405.1	392.5
40,0°	374.4	375.7	378.5	382.4	387.3	394.2	400.6	408.5	417.2	427.7	438.3	449.7	457.7	463.5	462.3	458.1	446.3
42,5°	351.7	352.4	357.6	362.8	371.9	380.8	392.3	404.1	418.5	433.3	448.7	464.4	479.3	493.9	505.5	511.7	508.2
45,0°	298.9	300.4	305.7	312.2	322.8	334.2	348.1	363.8	382.9	403.4	426.4	450.6	474.9	498.6	522.3	541.7	556.7
46,0°	276.6	278.1	283.2	289.9	300.4	312.5	326.5	342.5	362.1	383.8	408.5	435.1	463.3	490.6	518.7	543.3	565.8
47,0°	251.0	251.7	257.3	262.8	273.8	284.9	299.9	315.3	335.2	357.0	383.4	412.6	444.6	475.3	508.5	538.5	568.1
48,0°	226.6	226.6	232.3	236.4	247.1	257.1	272.1	286.5	307.8	328.9	356.7	385.8	421.2	454.6	493.3	527.9	564.2
49,0°	201.6	198.5	206.0	206.5	219.0	224.9	241.8	252.2	275.5	292.6	324.6	350.9	391.1	424.1	470.7	508.5	553.8
50,0°	174.5	173.5	177.9	180.1	188.3	195.5	208.4	220.0	239.3	257.8	285.4	314.1	352.2	389.0	437.3	483.1	534.4
51,0°	150.6	149.8	153.5	155.1	161.9	167.5	178.1	188.0	205.3	222.2	247.8	274.7	311.2	347.8	397.7	447.8	508.2
52,0°	128.0	127.5	130.4	131.7	136.7	140.8	148.6	156.6	170.6	185.2	207.9	233.3	266.9	301.3	349.5	399.4	468.1
53,0°	109.2	108.7	110.9	112.1	115.5	118.8	124.1	129.9	140.8	153.2	172.1	195.6	226.1	258.5	303.0	350.9	418.7
54,0°	92.5	91.9	93.2	94.1	96.3	98.8	103.3	106.8	115.2	124.6	140.2	160.7	187.6	216.6	257.8	302.6	365.9
55,0°	77.7	76.9	77.5	77.4	78.2	79.8	83.5	85.5	92.2	99.2	111.1	127.0	150.5	174.5	211.1	250.2	309.6
56,0°	67.1	66.3	66.5	65.4	65.6	65.9	68.5	70.0	75.7	81.5	91.0	103.1	122.0	141.1	173.3	206.5	260.0
57,0°	59.3	57.8	58.5	56.4	57.1	56.2	58.5	58.6	63.9	68.3	78.0	86.7	102.2	115.0	143.0	167.7	218.1
58,0°	52.0	51.5	51.6	51.0	51.3	51.1	51.8	52.1	55.2	59.5	67.5	76.9	89.3	100.2	120.0	140.6	177.6
59,0°	47.2	47.0	47.4	47.2	47.9	47.9	48.4	48.6	50.3	53.0	59.8	69.4	81.8	92.5	107.7	124.1	148.1
60,0°	43.8	43.8	44.3	44.3	45.0	45.3	45.8	46.0	47.0	48.4	53.2	62.2	75.5	88.3	102.1	114.3	126.1
61,0°	41.2	41.2	41.8	42.1	42.8	43.1	43.6	43.8	44.6	45.7	48.9	56.4	70.4	84.4	99.7	108.6	113.0
62,0°	36.8	36.8	37.3	37.8	38.7	39.0	39.7	40.2	41.2	42.3	45.5	52.1	64.9	80.3	94.6	102.8	105.1
63,0°	35.1	35.4	36.0	36.6	37.7	37.8	37.7	37.8	37.5	37.8	40.2	48.9	60.2	74.0	86.9	94.9	97.5
64,0°	36.8	37.1	37.3	38.2	39.0	39.4	39.5	37.8	36.8	36.0	38.0	46.7	56.9	68.0	79.1	86.7	88.6
65,0°	33.7	33.9	35.4	35.4	36.6	36.3	37.8	36.8	36.1	34.3	36.5	44.5	53.7	61.2	70.7	76.9	78.4
66,0°	31.0	31.5	32.4	32.7	33.6	34.1	34.9	34.6	34.4	33.2	35.1	42.8	50.3	55.2	61.3	65.9	63.2
67,0°	29.1	29.7	30.3	30.8	31.7	32.2	33.1	33.1	32.9	32.4	34.1	40.9	47.0	50.6	53.5	53.3	52.5
68,0°	27.3	27.8	28.5	29.0	30.0	30.5	31.4	31.5	31.7	31.4	32.9	38.3	43.5	46.2	46.5	45.2	45.7
69,0°	25.6	25.9	26.6	27.1	28.1	28.6	29.5	29.7	30.2	29.8	31.2	35.4	40.0	42.3	42.4	41.6	41.8
70,0°	23.7	24.0	24.9	25.1	26.1	26.4	27.4	27.4	28.1	27.8	29.1	31.9	36.1	37.5	38.9	38.5	38.7
71,0°	21.6	22.2	22.8	23.0	23.9	24.0	24.9	25.1	25.6	25.7	26.6	28.8	31.9	33.4	34.6	34.8	35.4
72,0°	19.6	19.9	20.4	20.8	21.3	21.6	22.3	22.7	23.2	23.5	24.4	26.1	28.6	29.8	30.7	30.8	32.4
73,0°	17.0	17.4	17.9	18.1	18.6	18.7	19.4	19.9	20.6	21.1	22.0	23.3	25.4	26.2	26.4	26.9	29.0

Lichttechnischer Prüfbefund

Familie Streetlight 21 mini LED	Bestell-Nr.: 5XE2G43S08HB EAN: 4058352725870	LP-Nummer 59111_280
Wertetabelle Lichtstärkemessung		Maximale Lichtstärke
		siteco

C- Ebenen	42,5°	45,0°	47,5°	50,0°	52,5°	55,0°	57,5°	60,0°	62,5°	65,0°	67,5°	70,0°	72,5°	75,0°	77,5°	80,0°	82,5°
γ	Lichtstärke in cd/klm																
0,0°	240.3	240.3	240.3	240.3	240.3	240.3	240.3	240.3	240.3	240.3	240.3	240.3	240.3	240.3	240.3	240.3	240.3
2,5°	249.6	249.3	249.2	248.6	248.5	247.8	247.5	247.0	246.8	246.2	246.0	245.3	244.9	244.4	244.1	243.8	243.6
5,0°	260.0	259.4	259.2	258.2	257.8	257.0	256.5	255.6	255.3	254.4	253.9	252.9	252.0	251.0	250.3	249.3	248.6
7,5°	274.4	273.2	272.2	270.5	269.6	268.1	267.2	265.9	265.1	263.8	262.8	261.3	260.1	258.5	257.4	256.1	255.0
10,0°	289.9	289.0	288.0	285.9	284.4	282.0	280.3	278.1	275.9	273.7	272.1	270.3	268.6	266.3	264.5	262.4	261.1
12,5°	287.0	287.9	289.2	291.3	293.0	293.8	293.7	291.0	288.4	284.8	282.3	278.9	276.4	273.5	271.2	268.5	266.3
15,0°	295.1	294.5	294.0	292.4	291.6	291.2	292.8	295.8	297.9	296.7	293.4	289.0	284.9	280.8	277.6	274.2	271.6
17,5°	300.9	301.5	302.0	302.0	301.4	299.9	298.1	296.3	295.7	297.6	300.2	299.7	295.4	289.5	284.5	280.4	276.9
20,0°	304.9	306.2	307.8	308.9	310.0	309.8	309.6	306.9	304.3	300.9	300.1	302.1	304.3	300.8	294.1	287.3	283.0
22,5°	307.6	309.9	312.1	314.4	316.4	317.6	318.6	318.1	316.4	313.1	309.6	306.3	305.9	307.7	306.0	298.1	291.5
25,0°	310.1	312.7	315.9	318.8	321.9	324.5	327.0	327.4	328.0	326.0	323.4	318.5	314.4	311.2	312.9	310.8	303.7
27,5°	313.6	316.8	320.3	323.9	327.4	330.9	334.3	336.7	338.0	337.8	336.1	332.6	327.4	321.6	318.1	318.7	316.5
30,0°	318.8	322.4	326.3	330.3	334.0	337.6	341.7	344.9	348.0	348.7	348.0	345.6	341.0	334.7	328.4	325.0	325.8
32,5°	328.7	331.3	335.4	338.8	342.9	346.1	350.4	354.1	358.4	360.1	360.7	358.5	355.2	348.7	342.1	335.2	332.6
35,0°	346.3	345.2	347.8	351.6	354.3	357.2	361.1	365.2	369.6	372.5	372.7	370.8	367.7	362.8	355.3	347.0	340.3
37,5°	381.7	372.2	368.5	367.7	368.8	370.7	374.8	379.0	383.6	386.1	386.1	383.6	380.7	376.8	370.0	361.0	352.9
40,0°	433.9	416.6	403.9	392.8	389.7	388.9	392.3	395.7	399.9	401.5	401.0	397.4	394.7	391.3	385.3	375.6	366.4
42,5°	500.1	482.8	464.7	442.5	428.7	420.4	419.6	420.2	421.7	420.8	419.3	414.6	410.8	405.7	399.1	388.2	377.5
45,0°	562.3	555.9	541.6	518.4	495.0	474.9	463.8	457.2	452.3	448.2	443.1	436.8	428.7	420.4	411.4	399.4	388.5
46,0°	579.4	580.2	571.2	551.8	528.1	504.6	488.4	476.6	468.5	461.3	455.7	447.3	436.9	426.7	417.0	405.1	394.8
47,0°	591.0	602.1	601.2	586.9	566.9	540.7	520.1	503.2	492.0	482.9	472.5	460.3	447.3	434.9	425.0	413.4	404.9
48,0°	594.0	616.0	624.0	616.4	602.9	577.5	554.7	533.5	520.3	505.3	491.8	474.4	458.6	444.4	435.2	425.2	418.9
49,0°	590.0	623.5	642.9	643.6	641.6	617.9	599.8	571.7	560.5	536.4	519.6	492.8	475.8	459.1	452.6	442.4	440.8
50,0°	578.7	623.5	653.3	669.4	674.8	663.9	647.7	622.8	607.0	581.8	555.9	521.4	498.6	482.3	475.3	468.3	467.9
51,0°	559.6	613.8	656.8	688.3	707.9	709.6	702.6	680.3	666.3	638.9	606.1	561.2	531.2	511.9	505.8	499.6	501.3
52,0°	527.8	593.2	651.5	703.3	741.4	761.4	768.2	752.5	744.0	717.4	679.4	621.0	578.4	553.8	546.3	540.5	542.6
53,0°	485.7	563.4	636.6	710.6	770.4	811.8	835.8	829.9	827.2	805.9	764.1	693.6	635.5	601.5	589.1	581.4	581.4
54,0°	434.9	521.4	610.6	708.4	795.0	862.3	910.1	919.0	918.7	903.3	864.1	784.9	705.7	654.5	632.9	621.0	618.2
55,0°	376.4	467.3	566.8	690.0	810.1	913.6	992.3	1019.0	1027.7	1013.8	982.9	896.0	794.4	716.7	681.3	660.2	653.7
56,0°	323.1	413.2	513.8	654.0	804.0	948.1	1061.0	1110.4	1127.4	1111.9	1089.4	1003.5	884.6	776.2	722.7	691.0	679.2
57,0°	269.9	358.9	449.5	603.1	768.5	958.4	1115.0	1192.5	1224.7	1198.5	1189.3	1105.4	981.4	834.1	759.0	713.2	695.8
58,0°	224.4	299.6	386.8	531.0	710.6	934.9	1132.5	1259.5	1300.0	1279.1	1259.1	1195.2	1060.8	893.1	784.0	727.0	699.9
59,0°	182.3	247.1	323.6	458.1	633.9	875.9	1107.3	1285.2	1349.1	1325.4	1294.6	1241.8	1116.7	932.3	793.2	721.5	684.2
60,0°	145.4	193.2	259.2	378.3	537.0	775.7	1030.3	1258.8	1354.4	1334.3	1285.7	1238.7	1129.1	945.8	778.6	691.0	642.1
61,0°	123.4	155.9	205.5	306.9	445.4	665.3	925.5	1179.1	1305.0	1299.0	1238.0	1192.0	1097.4	929.4	748.8	645.2	589.6
62,0°	109.6	128.5	159.3	237.9	359.9	552.3	801.8	1060.1	1213.3	1226.3	1171.2	1125.9	1045.3	897.7	714.7	597.6	538.5
63,0°	98.5	104.3	114.3	173.6	276.4	435.9	659.8	912.0	1076.6	1128.4	1097.3	1057.9	987.9	865.7	685.7	557.4	496.7
64,0°	86.7	83.8	89.8	136.0	216.4	344.7	534.9	772.8	940.0	1034.2	1034.0	1007.1	950.9	849.0	679.4	542.2	480.2
65,0°	68.7	70.9	78.6	113.5	171.1	270.9	412.9	636.0	796.3	933.7	968.6	968.3	929.9	850.2	700.4	550.9	484.1
66,0°	58.3	63.9	72.4	99.2	142.5	211.6	320.4	498.3	667.8	817.6	910.5	942.0	918.5	861.4	731.2	577.5	497.8
67,0°	52.7	59.5	67.0	89.5	123.2	171.6	251.4	388.9	549.4	716.1	846.8	909.5	895.8	856.5	749.6	598.6	506.5
68,0°	47.9	55.0	61.2	79.1	106.5	140.2	193.6	295.7	427.4	599.0	749.3	839.8	839.4	817.1	737.0	601.0	495.5
69,0°	43.3	50.3	56.4	71.6	95.3	121.0	156.6	225.3	332.8	496.7	650.3	760.7	784.0	782.9	724.9	605.3	495.9
70,0°	39.9	44.8	49.8	65.4	84.7	102.8	127.3	179.3	257.7	403.7	549.4	687.8	730.2	751.7	719.1	621.0	512.4
71,0°	37.7	40.6	45.3	57.4	73.3	89.0	110.1	146.6	203.3	312.5	461.5	608.0	676.3	707.2	701.6	628.5	523.2
72,0°	36.0	38.2	40.7	48.9	63.4	78.9	95.4	123.4	162.9	243.0	378.0	527.4	608.2	649.4	661.7	615.3	521.8
73,0°	33.2	36.6	37.0	42.8	53.0	65.9	81.3	102.4	129.0	180.0	286.6	431.0	520.3	566.1	587.2	569.7	495.2

Lichttechnischer Prüfbefund

Familie Streetlight 21 mini LED	Bestell-Nr.: 5XE2G43S08HB EAN: 4058352725870	LP-Nummer 59111_280
Wertetabelle Lichtstärkemessung		Maximale Lichtstärke
		siteco

C- Ebenen	85,0°	87,5°	90,0°	92,5°	95,0°	97,5°	100,0°	102,5°	105,0°	107,5°	110,0°	112,5°	115,0°	117,5°	120,0°	122,5°	125,0°
γ	Lichtstärke in cd/klm																
0,0°	240.3	240.3	240.3	240.3	240.3	240.3	240.3	240.3	240.3	240.3	240.3	240.3	240.3	240.3	240.3	240.3	240.3
2,5°	243.3	242.8	242.1	241.6	241.0	240.5	240.3	239.8	239.3	238.9	238.7	238.3	238.1	237.9	237.8	237.7	237.7
5,0°	247.8	246.9	245.7	244.5	243.5	242.7	242.0	241.3	240.6	240.1	239.6	239.6	239.4	239.4	239.1	238.7	238.6
7,5°	253.5	252.0	250.2	248.6	246.9	245.8	244.7	243.9	243.0	242.7	242.5	242.0	241.3	240.2	238.8	237.1	235.7
10,0°	259.2	257.1	254.6	252.4	250.3	248.6	247.1	245.9	245.2	244.9	244.2	242.8	241.0	238.4	236.0	233.6	231.9
12,5°	263.9	261.8	258.7	255.8	253.0	250.9	249.0	247.3	246.5	246.1	244.7	241.9	238.9	235.6	233.5	231.7	229.9
15,0°	268.4	266.0	262.9	259.4	256.0	253.4	250.8	248.6	247.8	246.9	244.7	240.8	237.2	234.7	231.9	228.9	225.4
17,5°	273.2	270.2	267.0	263.4	259.5	256.1	253.1	250.5	249.1	248.0	245.0	240.6	237.1	233.2	229.1	224.2	220.5
20,0°	278.4	274.9	270.9	267.4	263.1	259.0	255.4	252.5	250.5	249.3	245.7	241.0	236.5	230.9	225.4	221.4	217.4
22,5°	285.9	281.0	276.1	272.1	267.5	262.8	258.4	254.8	252.1	250.6	246.7	240.9	234.6	227.8	223.1	216.6	210.3
25,0°	295.1	289.5	282.5	277.9	272.3	267.2	261.9	257.8	254.1	251.9	247.8	240.3	232.9	226.0	218.1	209.9	202.6
27,5°	307.0	299.4	291.3	284.8	278.5	272.1	266.5	261.1	256.3	253.1	248.3	238.7	230.8	221.1	212.3	203.0	193.8
30,0°	320.5	310.0	301.3	292.8	285.3	277.8	271.1	264.1	257.8	253.2	246.9	236.5	226.6	215.4	205.2	194.3	181.1
32,5°	331.7	323.0	313.0	302.2	292.3	283.7	275.7	266.9	258.7	252.3	244.2	232.6	219.7	206.5	195.1	180.1	169.3
35,0°	338.8	334.0	323.4	310.8	299.2	289.5	280.2	269.8	259.9	251.2	241.5	226.0	211.6	196.1	180.8	167.3	158.5
37,5°	347.2	345.0	334.8	321.0	307.5	295.7	285.2	273.1	261.6	249.7	237.3	219.5	202.3	184.0	167.5	156.5	145.0
40,0°	357.3	353.3	342.9	328.4	313.6	300.1	288.0	274.0	260.4	245.9	230.7	210.3	191.5	171.1	158.1	144.7	135.8
42,5°	366.7	358.5	347.9	333.7	318.5	303.2	288.3	271.0	254.2	237.0	218.0	195.2	176.0	158.1	145.2	134.6	130.7
45,0°	378.1	368.8	357.9	344.4	328.5	310.3	291.1	269.2	247.4	225.8	202.6	178.1	158.5	142.6	130.2	127.1	125.3
46,0°	385.3	376.6	365.2	351.9	335.0	315.3	294.0	269.8	245.9	221.9	197.0	171.9	152.5	136.2	125.3	123.9	123.0
47,0°	396.9	389.7	377.8	364.3	345.8	324.1	299.7	272.7	245.7	218.5	191.5	165.5	146.7	129.0	120.3	119.8	119.8
48,0°	412.4	406.9	394.7	380.9	359.9	336.6	308.6	277.9	247.6	217.1	188.0	160.7	142.0	123.5	116.6	115.9	116.2
49,0°	434.0	432.5	417.7	405.2	379.3	355.1	321.4	287.6	252.0	218.1	185.9	156.9	138.0	118.8	113.7	112.0	112.3
50,0°	464.4	462.1	449.0	434.0	406.8	376.8	339.5	299.7	259.9	221.0	185.7	155.1	135.6	116.0	111.1	108.4	107.5
51,0°	499.3	497.2	483.1	465.7	435.7	401.5	358.9	313.2	268.7	225.4	186.9	154.7	135.0	114.9	109.1	104.8	103.1
52,0°	540.7	536.8	520.6	499.3	466.1	426.5	378.6	326.7	277.1	229.7	188.5	155.9	135.6	115.0	106.8	101.2	98.5
53,0°	578.2	571.5	552.3	526.9	490.1	446.0	393.5	335.9	282.2	231.8	188.6	156.8	136.8	116.0	105.0	98.2	94.6
54,0°	612.4	602.1	579.0	549.6	509.0	459.9	402.7	340.3	283.9	231.1	186.9	156.8	137.5	117.2	103.6	95.8	91.2
55,0°	644.5	630.0	601.5	566.6	521.4	467.4	405.9	339.1	280.8	226.6	182.7	155.4	137.9	118.6	102.4	93.6	88.1
56,0°	665.8	646.9	613.8	574.3	524.9	466.2	401.7	331.4	273.0	218.8	176.7	153.2	137.9	119.5	101.6	92.0	85.7
57,0°	677.9	655.0	618.1	572.4	520.1	455.0	389.9	316.4	260.7	206.9	168.7	149.3	137.5	120.3	101.1	90.7	84.0
58,0°	678.7	648.4	608.0	556.6	500.7	431.5	364.5	293.3	240.8	191.5	157.6	144.8	136.7	120.5	100.9	89.8	82.6
59,0°	658.8	621.1	578.0	520.8	463.7	393.0	329.1	260.9	214.5	171.3	144.5	138.4	135.0	120.1	101.1	89.3	81.6
60,0°	611.8	567.3	523.7	463.5	407.8	339.6	281.7	221.4	182.7	146.7	128.0	129.3	131.6	118.6	101.4	89.1	80.8
61,0°	555.5	510.2	466.6	410.7	356.3	294.5	241.3	189.5	156.6	127.3	114.0	120.8	127.1	116.6	101.4	89.3	80.3
62,0°	501.9	461.3	419.7	369.6	317.1	261.2	211.3	166.7	137.7	113.3	104.1	114.3	122.7	113.7	100.7	89.6	79.8
63,0°	461.8	426.4	389.0	344.2	293.1	239.1	192.2	151.7	125.8	103.8	97.8	109.2	118.4	110.8	99.3	89.8	79.2
64,0°	446.8	414.1	378.1	333.3	280.0	224.3	178.4	140.8	117.8	98.0	94.2	105.7	115.0	107.9	97.8	89.5	78.6
65,0°	447.3	413.8	375.9	328.2	271.3	210.8	166.5	129.9	109.9	91.9	90.7	101.2	110.8	103.8	95.1	88.4	77.9
66,0°	455.2	417.3	376.4	324.1	260.7	196.3	150.6	118.3	100.4	85.5	85.4	95.6	103.8	98.5	90.8	86.1	76.3
67,0°	457.9	413.8	370.6	309.6	242.1	172.6	130.4	102.2	89.6	77.9	79.1	88.1	95.8	91.7	85.7	82.0	73.4
68,0°	438.6	392.1	346.3	278.8	207.7	139.1	102.1	81.3	73.6	65.4	68.3	76.9	84.7	82.8	79.4	76.5	68.8
69,0°	432.3	389.0	338.8	265.7	185.6	116.6	83.7	67.3	62.0	56.4	58.8	66.3	73.8	73.8	72.4	70.5	63.9
70,0°	440.2	393.6	336.2	252.9	163.3	93.9	67.8	54.9	52.7	48.2	51.1	56.6	63.9	64.6	65.4	63.4	58.3
71,0°	448.0	398.1	336.6	241.0	139.7	76.5	54.4	46.4	44.5	41.9	43.6	48.7	55.4	57.8	58.5	56.9	52.3
72,0°	449.2	398.6	335.4	227.5	119.5	62.5	45.7	40.2	38.9	36.8	37.8	41.9	48.6	51.5	53.2	51.6	47.0
73,0°	433.9	387.5	323.9	207.2	99.2	50.3	38.2	34.4	33.7	31.9	33.2	36.3	43.3	46.5	48.4	46.4	41.9

Lichttechnischer Prüfbefund

Familie Streetlight 21 mini LED	Bestell-Nr.: 5XE2G43S08HB EAN: 4058352725870	LP-Nummer 59111_280
Wertetabelle Lichtstärkemessung		Maximale Lichtstärke
		siteco

C- Ebenen	127,5°	130,0°	132,5°	135,0°	137,5°	140,0°	142,5°	145,0°	147,5°	150,0°	152,5°	155,0°	157,5°	160,0°	162,5°	165,0°	167,5°
γ	Lichtstärke in cd/klm																
0,0°	240.3	240.3	240.3	240.3	240.3	240.3	240.3	240.3	240.3	240.3	240.3	240.3	240.3	240.3	240.3	240.3	240.3
2,5°	237.6	237.5	237.7	237.9	238.0	238.0	238.0	238.1	238.1	238.0	238.0	238.0	237.8	237.8	237.5	237.5	237.5
5,0°	238.1	237.5	236.9	236.4	235.3	234.7	233.8	233.3	232.3	231.9	230.9	230.4	229.5	229.2	228.3	228.2	227.5
7,5°	234.1	232.6	231.2	230.1	229.0	228.2	227.4	226.6	225.8	225.2	224.3	223.7	222.8	222.2	221.2	220.6	219.7
10,0°	230.7	229.9	228.3	227.0	225.4	224.1	222.2	220.7	218.6	217.1	215.4	214.4	213.4	212.8	212.2	211.6	211.3
12,5°	227.8	225.9	222.8	220.7	218.1	217.0	215.8	215.3	214.0	213.0	211.4	210.4	208.4	207.6	205.5	204.7	202.9
15,0°	221.5	219.3	217.6	216.8	214.2	211.6	209.3	207.2	204.0	201.6	198.4	196.5	193.8	192.0	189.5	188.0	185.2
17,5°	218.4	215.7	211.7	208.4	204.4	200.8	197.1	193.9	189.8	186.2	181.5	177.7	173.7	171.0	167.8	165.7	163.6
20,0°	212.0	207.9	202.1	197.7	192.7	188.3	181.1	176.4	170.4	167.3	163.6	161.5	158.1	156.4	153.4	151.8	149.3
22,5°	204.0	198.3	191.9	184.6	176.7	170.7	165.9	162.4	158.3	154.9	150.8	147.6	143.5	140.8	137.2	134.8	132.3
25,0°	195.1	187.3	176.7	169.9	164.3	159.8	154.0	150.0	144.2	139.6	133.6	131.2	128.7	127.8	128.0	127.8	127.6
27,5°	182.5	173.0	166.1	159.9	153.3	147.1	140.3	134.7	130.6	129.0	128.7	128.7	128.1	126.9	125.4	123.5	121.4
30,0°	170.7	163.9	155.8	147.9	140.6	133.8	130.4	129.2	129.7	128.8	127.3	124.2	120.6	117.8	114.7	112.8	110.6
32,5°	161.0	152.2	143.4	136.2	131.5	130.2	130.4	129.6	126.5	122.6	117.8	114.9	111.6	109.2	106.4	104.5	101.9
35,0°	147.9	140.4	133.3	130.9	130.2	130.4	128.5	123.4	117.9	114.5	111.4	109.1	106.3	103.8	100.7	97.6	94.6
37,5°	137.5	131.7	129.7	129.4	129.3	125.8	119.5	115.5	112.4	110.3	107.8	105.2	102.0	98.5	94.2	90.1	85.6
40,0°	130.4	128.7	127.8	127.5	122.9	116.7	113.0	111.1	109.1	106.7	103.6	100.2	95.8	91.2	86.1	82.1	78.7
42,5°	127.9	126.3	124.7	120.7	115.6	112.6	109.7	106.9	103.7	100.9	96.9	93.1	89.3	86.2	83.4	80.9	78.5
45,0°	124.6	122.7	119.3	115.7	114.0	111.6	107.4	102.9	98.3	94.9	91.5	88.6	85.5	83.0	80.3	77.9	75.8
46,0°	122.2	120.5	117.4	114.9	113.7	110.8	106.2	101.2	97.0	93.0	89.5	86.4	83.3	80.9	78.6	76.7	74.8
47,0°	118.6	117.4	115.2	113.3	112.5	109.1	104.1	99.5	95.4	91.3	86.9	83.8	81.1	78.9	77.0	75.5	74.0
48,0°	115.0	114.0	112.6	111.6	110.6	106.8	101.9	97.6	93.4	89.1	84.4	81.5	79.1	77.4	75.5	74.1	72.8
49,0°	110.8	110.1	109.2	109.6	107.7	103.9	99.3	95.4	90.0	86.2	81.8	79.4	77.0	75.7	73.8	72.9	71.7
50,0°	106.0	105.5	105.5	106.2	104.5	100.4	96.5	91.7	86.1	82.6	79.4	77.0	75.0	73.6	72.3	71.6	70.7
51,0°	101.4	100.9	100.9	101.9	100.5	97.1	92.5	87.1	82.0	79.2	76.7	75.0	72.9	71.7	70.7	70.2	69.5
52,0°	96.1	95.8	95.9	96.6	95.6	93.2	87.2	81.8	77.9	75.8	74.0	72.6	70.9	69.9	69.0	68.5	68.0
53,0°	91.7	91.0	91.2	91.7	91.3	89.0	82.3	77.2	74.3	73.3	71.4	70.2	68.8	68.0	67.3	67.0	66.5
54,0°	87.8	86.6	86.9	87.2	87.4	84.4	77.4	73.1	71.1	70.7	69.4	68.0	67.0	66.1	65.4	65.1	64.8
55,0°	83.8	82.5	82.8	83.3	83.2	79.4	72.3	69.0	68.0	68.5	67.0	65.6	64.9	64.2	63.4	63.1	62.4
56,0°	81.1	79.6	79.8	80.4	79.6	75.0	68.0	65.8	65.1	67.7	64.9	63.7	63.2	62.5	61.2	60.7	59.8
57,0°	78.9	77.7	77.4	77.9	75.7	70.4	63.7	62.5	63.1	67.7	63.4	62.4	61.5	60.7	59.0	58.5	57.1
58,0°	77.7	76.3	75.5	74.6	71.2	65.1	60.0	59.3	62.0	68.2	62.4	60.7	59.5	58.3	56.7	55.7	54.7
59,0°	77.0	75.2	73.4	71.2	66.3	60.2	56.4	56.4	61.9	68.3	61.0	58.6	56.9	55.7	54.2	53.5	52.7
60,0°	76.5	73.8	70.4	66.8	60.8	55.6	52.7	53.5	62.2	67.5	59.5	55.7	53.7	52.5	51.3	50.8	50.1
61,0°	75.5	71.4	66.8	62.4	56.6	52.3	49.9	51.0	62.0	65.6	57.4	52.7	50.3	49.6	48.4	48.2	47.4
62,0°	74.0	68.3	62.7	58.3	53.2	49.8	47.9	48.6	60.5	62.4	55.2	49.4	46.9	46.2	45.3	45.0	44.3
63,0°	71.6	64.4	58.5	54.5	50.1	47.4	45.8	46.5	57.8	58.6	52.3	46.4	43.6	42.8	41.8	41.6	40.6
64,0°	68.8	60.8	55.0	51.3	47.5	45.5	44.0	44.8	54.7	55.2	49.6	44.0	41.1	40.0	39.0	38.7	37.7
65,0°	65.8	57.3	51.3	48.2	45.0	43.5	41.9	42.8	50.6	51.8	46.9	42.1	38.9	38.0	36.6	36.3	34.9
66,0°	62.7	53.3	47.9	45.2	42.6	41.2	40.2	40.4	46.9	48.4	44.8	40.2	37.1	36.0	34.8	34.1	33.1
67,0°	59.8	50.1	44.8	42.1	40.0	39.2	38.5	38.5	43.1	45.3	42.6	38.9	35.6	34.3	32.9	32.0	31.0
68,0°	56.2	47.0	41.4	38.9	37.1	36.8	36.3	36.3	39.4	41.9	40.2	37.3	33.9	32.4	30.8	30.0	29.0
69,0°	52.7	44.1	38.7	36.1	34.6	34.3	34.1	34.3	36.3	38.9	38.0	36.0	32.4	30.5	29.0	28.1	27.3
70,0°	48.7	41.2	36.1	33.7	32.0	31.7	31.5	32.2	33.2	36.1	35.8	34.4	30.7	28.6	27.1	26.4	25.2
71,0°	44.8	38.2	33.7	31.4	29.8	29.3	29.1	29.7	30.8	33.2	33.7	32.4	29.0	26.8	25.4	24.5	23.5
72,0°	40.4	35.1	31.2	29.1	27.8	27.1	26.8	27.3	28.3	30.7	31.5	30.5	27.3	25.1	23.7	22.7	21.5
73,0°	36.1	31.4	28.1	26.6	25.4	24.9	24.2	24.7	25.6	27.9	29.0	28.3	25.4	23.3	21.6	20.4	19.4

Lichttechnischer Prüfbefund

Familie Streetlight 21 mini LED	Bestell-Nr.: 5XE2G43S08HB EAN: 4058352725870	LP-Nummer 59111_280
Wertetabelle Lichtstärkemessung		Maximale Lichtstärke
		siteco

C- Ebenen	170,0°	172,5°	175,0°	177,5°	180,0°	182,5°	185,0°	187,5°	190,0°	192,5°	195,0°	197,5°	200,0°	202,5°	205,0°	207,5°	210,0°
γ	Lichtstärke in cd/klm																
0,0°	240.3	240.3	240.3	240.3	240.3	240.3	240.3	240.3	240.3	240.3	240.3	240.3	240.3	240.3	240.3	240.3	240.3
2,5°	237.5	237.5	237.6	237.3	237.0	236.4	236.2	236.0	236.0	235.8	235.7	235.4	235.3	235.2	235.2	235.2	235.2
5,0°	227.7	227.2	227.3	226.8	226.6	226.0	226.0	225.6	226.1	225.8	226.1	226.0	226.5	226.5	227.2	227.3	228.2
7,5°	219.6	219.1	219.1	218.5	218.3	217.8	217.7	217.5	217.9	218.0	218.4	218.5	218.9	219.1	219.7	220.1	220.7
10,0°	211.1	211.0	210.8	210.5	210.1	209.8	209.6	209.3	209.4	209.4	209.4	209.3	209.1	209.1	209.6	210.1	211.3
12,5°	202.5	201.1	201.3	200.1	200.4	199.3	200.1	199.5	200.6	200.6	201.8	201.8	203.1	203.4	204.9	205.3	206.4
15,0°	184.2	182.2	181.8	180.5	180.8	180.0	180.6	180.5	182.0	182.5	184.4	185.2	187.1	188.1	190.5	192.0	194.1
17,5°	162.3	161.1	160.6	159.9	159.8	159.4	159.6	159.5	160.2	160.7	161.8	162.7	164.7	166.7	169.8	172.9	176.6
20,0°	148.4	146.6	146.6	145.4	145.9	144.8	145.5	145.0	146.2	146.2	147.7	148.1	150.1	151.0	153.4	154.7	157.6
22,5°	131.0	129.6	129.1	128.5	128.3	127.9	128.0	127.9	128.5	129.0	130.4	131.7	134.1	136.3	139.2	141.9	145.0
25,0°	127.3	126.8	126.6	126.3	125.9	125.6	125.4	125.1	125.1	124.7	124.1	123.4	122.5	122.2	123.5	125.4	129.9
27,5°	120.1	118.5	117.5	116.6	116.5	116.2	116.5	116.6	117.5	118.3	119.6	120.4	121.3	121.9	121.7	120.9	120.5
30,0°	109.1	107.2	106.0	105.0	104.6	104.5	105.0	105.3	106.5	107.5	108.9	110.3	112.3	114.3	116.4	118.9	120.1
32,5°	100.0	97.6	96.1	94.4	94.2	94.0	95.0	95.7	97.3	98.5	100.3	101.5	103.4	105.1	107.4	109.6	112.7
35,0°	91.3	88.3	85.7	83.7	83.0	83.2	84.4	86.1	88.3	90.7	93.0	95.4	97.5	99.3	101.1	102.6	105.0
37,5°	81.9	78.3	75.5	73.3	72.3	72.4	73.9	75.8	78.5	81.6	85.1	88.7	92.0	95.0	97.4	99.3	100.9
40,0°	75.8	73.4	71.4	69.9	69.0	69.0	69.7	70.9	72.3	74.1	76.9	80.4	84.9	89.3	92.9	95.9	98.2
42,5°	76.1	73.8	71.7	70.3	69.6	69.6	70.3	71.2	72.4	73.9	75.7	77.8	80.3	83.6	87.6	91.3	93.6
45,0°	74.0	72.4	71.1	70.0	69.4	69.4	69.7	70.0	70.7	71.6	72.9	74.8	77.0	79.6	82.5	85.4	88.6
46,0°	73.4	72.1	70.7	69.7	69.2	69.0	69.4	69.5	70.2	70.9	72.1	73.3	75.2	77.5	79.6	82.6	86.7
47,0°	72.6	71.4	70.4	69.5	69.0	68.8	69.0	69.2	69.4	70.0	70.7	71.9	73.3	75.0	76.5	79.2	83.3
48,0°	71.7	70.7	69.9	69.2	68.7	68.7	68.7	68.7	68.8	69.2	69.9	70.5	71.7	72.6	73.8	76.0	79.1
49,0°	71.1	70.0	69.4	68.5	68.3	68.0	68.2	68.0	68.2	68.3	68.8	69.2	70.0	70.2	71.4	72.4	74.6
50,0°	70.0	69.2	68.5	67.8	67.7	67.5	67.5	67.3	67.3	67.5	67.8	68.0	68.2	68.2	69.0	69.2	70.5
51,0°	68.8	68.2	67.7	67.0	66.8	66.6	66.6	66.3	66.5	66.5	66.6	66.6	66.5	66.5	66.6	66.5	67.5
52,0°	67.5	66.8	66.5	65.8	65.6	65.4	65.4	65.1	65.1	65.1	65.1	64.9	64.6	64.4	64.2	64.1	64.4
53,0°	66.1	65.3	64.8	64.2	63.9	63.7	63.7	63.6	63.7	63.6	63.6	63.2	62.7	62.5	62.2	62.2	62.4
54,0°	64.1	63.4	62.7	62.0	61.9	61.7	61.7	61.5	61.9	61.9	62.0	61.5	61.0	60.5	60.3	60.7	61.0
55,0°	61.7	60.7	60.2	59.5	59.3	59.0	59.1	59.0	59.3	59.6	59.8	59.3	58.8	58.3	58.5	59.3	60.5
56,0°	59.1	58.1	57.6	56.9	56.7	56.4	56.6	56.4	56.9	57.1	57.4	57.3	56.6	56.6	56.7	58.6	60.8
57,0°	56.6	55.6	55.2	54.4	54.5	54.0	54.2	53.8	54.5	54.5	55.0	54.7	54.4	54.7	55.4	58.1	61.3
58,0°	54.4	53.3	53.0	52.5	52.3	52.0	52.1	52.0	52.5	52.5	52.7	52.1	51.8	52.7	53.8	57.6	61.7
59,0°	52.3	51.3	51.0	50.3	50.3	50.1	50.1	49.9	50.4	50.3	50.4	49.2	49.1	50.3	52.1	56.4	61.0
60,0°	49.6	48.6	48.4	47.7	47.7	47.4	47.5	47.4	47.9	47.7	47.5	46.4	46.0	47.2	49.9	54.7	59.6
61,0°	46.9	45.8	45.5	45.0	45.2	44.6	44.6	44.5	45.0	44.8	44.5	43.3	42.9	44.0	47.0	52.7	58.1
62,0°	43.8	42.8	42.4	41.8	41.9	41.4	41.4	41.2	41.6	41.4	40.9	39.9	39.7	40.7	44.1	50.4	56.1
63,0°	39.9	38.9	38.5	37.7	37.7	37.3	37.5	37.3	37.5	37.5	37.1	36.5	36.5	38.0	41.6	48.4	53.5
64,0°	36.6	35.8	35.3	34.4	34.4	34.1	34.3	34.3	34.4	34.4	34.3	34.3	34.4	36.1	40.0	46.5	50.8
65,0°	34.3	33.1	32.7	31.9	31.9	31.5	31.9	31.7	32.2	31.9	32.2	32.0	32.7	34.4	38.7	44.1	47.9
66,0°	32.0	31.4	30.8	30.0	30.0	29.8	30.0	30.0	30.3	30.0	30.3	30.5	31.2	33.2	37.3	41.8	44.5
67,0°	30.3	29.7	29.1	28.5	28.5	28.3	28.3	28.3	28.6	28.3	28.6	28.8	29.7	32.2	36.1	39.5	41.1
68,0°	28.3	27.6	27.3	26.8	26.6	26.4	26.4	26.4	26.6	26.2	26.8	26.9	28.1	31.0	34.6	37.0	37.7
69,0°	26.6	26.1	25.7	25.1	25.1	24.7	24.9	24.7	24.7	24.7	25.1	25.4	26.6	30.0	33.2	34.6	34.6
70,0°	24.9	24.4	24.2	23.5	23.7	23.2	23.3	23.0	23.2	22.8	23.5	23.7	25.2	28.5	31.5	31.9	31.5
71,0°	23.0	22.7	22.3	21.8	21.8	21.5	21.5	21.3	21.3	21.1	21.6	22.0	23.7	27.1	29.5	29.5	28.1
72,0°	21.0	20.6	20.3	19.9	19.9	19.8	19.6	19.4	19.4	19.4	19.9	20.4	22.2	25.2	27.4	26.9	25.4
73,0°	18.9	18.6	18.4	18.1	18.1	17.9	17.7	17.4	17.4	17.6	18.1	18.7	20.4	23.2	24.7	23.9	22.5

Lichttechnischer Prüfbefund

Familie Streetlight 21 mini LED	Bestell-Nr.: 5XE2G43S08HB EAN: 4058352725870	LP-Nummer 59111_280
Wertetabelle Lichtstärkemessung		Maximale Lichtstärke
		sitEco

C- Ebenen	212,5°	215,0°	217,5°	220,0°	222,5°	225,0°	227,5°	230,0°	232,5°	235,0°	237,5°	240,0°	242,5°	245,0°	247,5°	250,0°	252,5°
γ	Lichtstärke in cd/klm																
0,0°	240.3	240.3	240.3	240.3	240.3	240.3	240.3	240.3	240.3	240.3	240.3	240.3	240.3	240.3	240.3	240.3	240.3
2,5°	235.2	235.3	235.2	235.2	235.2	235.2	235.2	235.3	235.3	235.4	235.5	235.7	235.8	236.2	236.4	236.7	236.9
5,0°	228.5	229.5	229.9	230.7	231.2	232.1	232.6	233.3	233.8	234.3	234.7	235.0	235.2	235.3	235.5	235.7	235.8
7,5°	221.1	221.8	222.3	223.1	223.5	224.4	225.3	226.5	227.8	229.3	230.7	232.1	233.2	234.1	234.7	235.1	235.2
10,0°	212.2	213.9	215.2	216.9	218.0	219.3	220.3	221.5	222.2	223.4	225.1	227.2	229.2	231.1	232.9	234.1	234.7
12,5°	206.8	207.8	208.0	208.8	209.3	211.1	212.5	215.3	217.1	219.3	221.1	223.1	225.0	227.8	230.6	233.0	234.3
15,0°	195.5	197.8	199.5	201.9	203.8	205.7	206.7	208.1	209.9	213.5	217.1	220.0	222.9	225.8	229.4	232.4	235.0
17,5°	180.0	183.7	186.8	190.3	193.2	196.5	199.6	203.4	206.4	209.3	212.7	216.8	221.0	225.1	229.5	233.1	236.3
20,0°	159.8	165.0	169.0	176.0	180.5	185.9	190.2	195.3	199.5	204.7	209.6	214.0	218.6	223.7	229.4	233.8	237.4
22,5°	147.9	151.4	154.4	158.9	164.1	171.6	178.7	185.8	191.5	197.3	203.6	209.8	216.1	221.4	228.0	234.1	238.2
25,0°	133.4	138.9	142.5	148.3	152.2	157.1	162.9	173.0	181.1	189.0	196.0	203.3	211.3	219.3	226.1	233.8	239.3
27,5°	121.3	124.0	128.7	134.8	140.3	146.6	152.3	158.6	167.3	178.1	188.1	196.3	205.8	215.5	224.4	232.6	239.4
30,0°	120.0	119.1	119.3	121.8	127.3	134.3	140.9	148.8	155.6	164.1	177.4	188.1	198.4	208.7	220.3	229.2	237.5
32,5°	115.5	118.4	118.7	118.3	118.9	122.7	128.6	136.4	144.3	152.3	162.4	176.6	189.2	201.5	213.9	225.4	234.7
35,0°	107.5	111.6	115.0	118.1	117.6	117.9	119.1	125.3	132.1	141.1	150.3	161.9	178.2	192.0	207.0	220.5	231.2
37,5°	102.2	104.6	108.0	112.2	116.3	117.1	117.1	117.9	122.7	128.7	139.0	149.2	164.4	181.1	198.4	213.9	227.6
40,0°	99.3	100.2	101.7	105.5	109.6	114.5	115.4	115.5	116.0	120.5	127.0	138.5	151.7	169.2	188.3	205.7	222.4
42,5°	95.3	97.2	97.7	98.4	101.3	106.3	111.1	112.1	113.2	114.9	119.5	127.0	140.2	155.7	174.4	193.2	211.9
45,0°	90.8	91.7	90.5	90.0	92.5	97.6	102.6	107.5	109.9	111.6	113.7	115.7	125.9	139.9	157.5	176.5	198.2
46,0°	88.6	88.4	87.6	86.9	89.3	94.2	99.5	105.0	107.7	109.7	110.9	112.0	119.6	133.8	150.1	168.5	189.0
47,0°	85.7	85.5	84.4	83.8	86.1	90.8	95.9	101.4	104.8	106.8	107.4	107.9	112.6	126.4	141.4	159.0	179.3
48,0°	82.5	83.5	81.8	81.1	83.2	87.9	92.9	97.6	101.4	103.6	103.9	104.3	106.5	119.6	133.3	150.0	171.3
49,0°	77.9	80.9	79.4	78.6	80.3	84.9	89.3	93.9	96.8	99.7	99.7	100.4	100.4	112.8	124.1	140.2	156.8
50,0°	73.3	77.2	77.0	76.3	77.9	82.0	85.9	89.1	91.7	94.7	95.6	96.3	96.1	105.7	114.7	127.0	140.6
51,0°	68.8	72.8	74.1	74.3	75.8	79.1	82.1	84.4	86.2	89.6	91.5	92.9	92.7	98.5	103.1	110.8	120.3
52,0°	64.8	68.0	70.7	71.9	74.0	75.8	77.7	79.1	80.4	83.8	86.9	89.3	89.5	90.1	89.8	91.9	97.6
53,0°	61.9	63.9	67.7	70.0	71.9	73.1	73.6	74.5	75.3	78.7	83.0	86.4	87.1	83.8	78.9	76.5	79.8
54,0°	59.6	60.5	64.4	67.8	69.7	70.2	69.5	70.0	70.4	73.8	79.2	83.7	85.2	79.9	71.1	65.1	67.3
55,0°	57.6	57.6	61.2	65.4	67.0	66.8	65.4	65.1	65.6	69.2	75.3	80.9	83.8	78.0	66.6	58.3	60.3
56,0°	56.1	55.0	57.9	62.9	63.9	63.4	61.7	61.2	61.7	65.4	71.9	78.6	82.5	77.4	65.6	56.1	58.6
57,0°	54.7	53.2	55.0	59.8	60.7	60.0	58.1	57.9	58.1	62.0	68.5	75.7	80.4	77.0	65.9	55.9	58.8
58,0°	53.8	51.1	52.3	56.1	57.3	56.4	55.0	54.7	55.2	58.8	65.3	72.4	78.2	76.7	66.5	56.6	59.6
59,0°	53.5	49.4	49.9	52.5	53.8	53.3	52.3	52.0	52.7	56.1	62.2	69.5	75.8	76.0	66.8	57.6	61.2
60,0°	53.2	47.5	47.4	48.9	50.3	50.4	49.6	49.2	49.9	53.3	59.5	67.0	73.1	74.6	66.5	59.0	63.2
61,0°	52.7	46.0	45.3	46.0	47.4	47.7	47.2	47.2	47.9	51.3	57.4	64.4	70.2	72.3	65.6	60.3	65.6
62,0°	51.5	44.5	43.3	43.8	44.8	45.2	45.0	45.2	46.2	49.4	55.7	62.0	66.8	68.8	64.1	61.5	68.0
63,0°	49.4	42.6	41.4	41.4	42.1	42.6	42.4	42.9	44.3	47.5	53.0	58.5	62.4	64.6	62.4	62.5	70.5
64,0°	47.0	40.7	39.5	39.5	39.9	40.4	40.4	41.1	42.6	45.5	50.1	54.9	58.6	61.2	60.8	63.2	72.3
65,0°	43.8	38.7	37.5	37.8	37.7	38.3	38.3	39.4	40.6	42.9	46.7	51.6	55.6	58.6	60.0	63.7	73.6
66,0°	40.6	36.3	35.6	36.0	36.0	36.3	36.5	37.3	38.5	40.2	44.0	48.9	53.8	57.4	59.6	64.1	74.0
67,0°	37.5	34.3	33.9	34.1	34.3	34.6	34.8	35.6	36.6	38.2	41.8	47.0	52.5	56.7	59.5	63.9	73.6
68,0°	34.1	31.9	31.9	32.2	32.2	32.5	32.7	33.4	34.4	36.1	39.5	45.0	50.8	55.6	58.8	63.4	72.6
69,0°	31.2	29.8	30.2	30.5	30.7	30.8	30.8	31.7	32.7	34.4	38.0	43.5	49.2	54.0	57.6	62.2	71.1
70,0°	28.1	27.9	28.1	28.8	28.6	28.8	28.8	29.8	30.8	32.9	36.1	41.8	47.5	52.3	55.7	60.7	68.7
71,0°	25.9	25.7	26.4	26.9	26.9	26.9	27.3	28.1	29.5	31.0	34.6	39.7	45.7	50.3	53.0	57.3	63.6
72,0°	23.7	24.0	24.7	25.1	24.9	24.9	25.4	26.4	27.6	29.1	32.5	37.5	42.8	46.9	49.2	53.0	59.0
73,0°	21.3	22.0	22.8	23.0	22.8	22.8	23.5	24.7	25.7	27.3	30.2	34.4	39.4	43.1	45.7	48.7	53.5

Lichttechnischer Prüfbefund

Familie Streetlight 21 mini LED	Bestell-Nr.: 5XE2G43S08HB EAN: 4058352725870	LP-Nummer 59111_280
Wertetabelle Lichtstärkemessung		Maximale Lichtstärke
		siteco

C- Ebenen	255,0°	257,5°	260,0°	262,5°	265,0°	267,5°	270,0°	272,5°	275,0°	277,5°	280,0°	282,5°	285,0°	287,5°	290,0°	292,5°	295,0°
γ	Lichtstärke in cd/klm																
0,0°	240.3	240.3	240.3	240.3	240.3	240.3	240.3	240.3	240.3	240.3	240.3	240.3	240.3	240.3	240.3	240.3	240.3
2,5°	237.2	237.6	238.2	238.9	239.6	240.2	240.4	240.5	241.0	241.4	241.9	242.4	242.7	243.2	243.5	244.1	244.5
5,0°	236.2	236.7	237.5	238.6	239.6	240.6	241.3	242.0	242.8	243.9	244.9	246.1	246.9	247.8	248.5	249.5	250.2
7,5°	235.5	235.8	236.8	238.1	239.6	241.0	242.4	243.6	245.0	246.4	247.9	249.5	250.8	252.0	253.2	254.7	256.0
10,0°	234.8	235.5	236.4	237.9	240.1	242.0	243.7	245.6	247.4	249.1	251.0	253.1	254.9	256.8	258.5	260.7	262.6
12,5°	234.8	235.7	236.8	238.9	241.4	243.9	246.2	248.5	250.4	252.5	254.6	257.2	259.5	262.5	264.9	268.2	271.0
15,0°	235.8	236.9	238.6	241.5	244.2	247.1	249.8	252.4	254.4	256.8	259.4	262.8	266.2	269.9	273.3	277.6	281.0
17,5°	237.5	238.6	240.9	244.2	247.7	250.8	253.7	256.2	258.7	261.4	265.1	269.6	274.0	278.6	282.5	284.3	283.1
20,0°	238.9	240.3	242.8	246.6	250.7	254.2	257.0	259.9	262.8	266.9	271.6	277.9	282.9	287.1	287.3	284.8	283.6
22,5°	240.2	241.9	245.3	249.5	254.0	257.8	261.2	264.6	268.7	274.3	280.9	287.6	291.1	291.1	289.8	291.1	293.8
25,0°	241.5	244.2	248.3	253.1	257.7	262.4	266.5	271.5	277.1	284.6	291.7	296.3	296.3	296.5	298.9	303.5	306.4
27,5°	242.5	246.2	251.2	256.3	261.7	267.2	272.9	279.3	286.9	294.6	300.4	301.5	302.6	306.9	311.8	316.2	318.7
30,0°	241.6	247.1	253.1	258.8	265.0	271.5	278.8	286.8	295.7	303.0	305.2	306.9	312.2	318.7	323.6	328.0	329.4
32,5°	240.5	247.7	254.8	261.7	268.5	276.5	285.1	294.5	303.5	307.9	309.3	315.3	322.8	330.1	335.1	338.9	339.2
35,0°	239.1	248.1	256.6	264.3	272.8	282.0	291.6	301.8	309.3	311.0	315.4	324.5	333.1	339.6	344.7	348.0	348.1
37,5°	236.8	248.1	258.4	267.9	278.3	289.1	298.4	308.4	313.1	315.5	323.1	333.3	341.4	347.8	353.3	357.0	357.5
40,0°	233.3	246.9	259.9	271.5	284.1	296.3	306.1	315.6	319.3	324.8	333.5	343.4	349.8	356.0	361.6	366.0	367.1
42,5°	225.7	241.8	257.8	272.1	286.7	299.7	310.5	320.5	326.9	335.6	345.8	355.7	361.9	367.5	372.7	377.2	378.6
45,0°	214.0	232.8	251.5	268.4	284.4	297.5	309.6	320.4	330.6	341.7	353.8	365.7	374.6	382.2	388.4	392.8	395.7
46,0°	206.9	226.5	246.1	263.5	279.8	292.8	305.0	316.3	327.9	339.6	352.7	366.2	377.6	388.2	395.5	401.1	405.4
47,0°	198.2	218.1	238.7	256.5	273.2	286.1	298.7	310.1	322.6	334.5	348.5	362.8	376.8	391.8	403.4	412.2	418.9
48,0°	189.0	208.6	229.5	247.1	264.3	276.9	290.4	302.1	315.6	327.7	342.0	357.0	373.0	391.4	408.1	422.3	433.9
49,0°	176.7	192.6	214.7	228.3	247.9	257.8	275.2	285.9	303.8	315.1	332.6	347.1	366.5	387.3	410.0	431.8	450.0
50,0°	156.3	170.1	187.4	200.4	216.8	228.3	245.4	258.5	277.4	291.9	311.7	330.4	353.6	379.5	408.8	438.5	466.7
51,0°	132.2	141.3	155.1	164.3	179.6	189.5	206.7	219.8	240.8	256.0	279.5	300.8	329.9	361.9	400.8	440.3	478.8
52,0°	105.0	110.4	118.4	125.4	137.0	146.6	160.9	174.2	193.2	209.8	233.1	257.0	289.5	328.4	376.8	428.7	479.0
53,0°	84.2	87.1	91.5	95.9	104.6	112.5	124.1	135.3	151.7	166.7	188.5	212.0	245.4	286.6	341.3	401.3	459.6
54,0°	70.4	72.1	74.3	77.5	83.8	90.0	98.2	105.8	117.9	129.7	148.1	168.9	199.9	240.6	296.7	359.6	421.6
55,0°	63.7	65.4	67.3	70.4	75.8	80.8	86.1	90.8	97.5	104.5	116.6	131.7	156.8	192.6	245.2	305.2	365.0
56,0°	62.5	65.3	67.5	71.6	77.0	82.3	86.7	90.5	93.9	98.0	104.3	114.2	131.6	159.2	204.0	256.3	310.8
57,0°	63.6	67.5	70.4	75.8	81.6	88.3	92.5	97.3	99.2	103.3	106.2	114.0	124.4	144.0	178.1	219.1	266.3
58,0°	65.6	70.7	75.2	82.0	89.0	96.3	101.9	106.8	109.4	113.3	116.6	124.7	133.6	148.8	171.4	203.8	236.2
59,0°	68.2	75.0	81.1	89.8	98.2	107.0	113.5	119.5	122.0	127.0	130.9	141.8	151.8	167.0	183.4	205.7	226.3
60,0°	71.7	80.6	89.3	100.4	110.9	121.7	129.5	137.0	140.2	146.0	151.3	165.6	179.6	196.8	209.6	222.2	230.2
61,0°	75.5	86.4	97.6	111.4	124.6	137.5	147.4	156.3	160.2	167.0	174.0	192.4	210.1	230.2	240.8	244.7	241.6
62,0°	79.2	92.4	106.5	123.0	139.6	154.7	167.3	177.2	182.8	190.9	200.9	223.2	245.9	267.4	274.9	270.6	257.3
63,0°	83.2	98.3	115.7	135.5	155.9	174.2	189.7	201.4	209.3	219.7	233.5	261.2	288.5	310.7	312.7	300.3	275.9
64,0°	85.9	102.9	123.0	145.9	169.9	191.4	209.3	223.2	233.3	246.8	264.6	297.7	328.2	348.3	345.2	326.0	292.4
65,0°	87.8	106.5	129.0	155.2	182.2	208.1	226.8	245.2	256.1	275.4	295.8	336.9	365.5	383.8	373.4	350.7	300.8
66,0°	88.4	108.2	133.1	161.2	192.2	220.3	243.7	262.8	278.3	299.4	327.0	369.4	398.9	409.1	397.7	361.9	298.0
67,0°	88.1	108.2	134.6	164.3	198.2	229.2	255.4	276.9	295.8	319.9	352.4	396.2	421.9	427.9	409.8	359.7	286.3
68,0°	86.6	106.3	133.3	164.1	200.7	234.7	264.8	288.5	310.3	337.7	374.2	416.8	437.3	436.8	407.3	344.9	264.5
69,0°	84.2	102.9	129.7	160.9	199.5	235.8	269.2	294.6	319.2	349.0	387.7	426.0	441.9	430.5	393.3	322.1	237.9
70,0°	80.6	96.1	121.8	149.3	189.8	223.2	261.6	284.6	316.3	344.6	388.9	419.5	434.5	410.2	369.4	289.4	206.4
71,0°	72.9	86.2	107.9	135.1	172.6	209.1	242.0	268.4	294.5	322.2	360.9	385.8	391.1	368.9	330.6	254.1	173.3
72,0°	67.3	78.6	97.6	123.9	160.0	196.3	232.1	257.1	281.7	310.1	342.9	362.6	357.3	329.7	286.6	213.2	144.2
73,0°	59.8	68.0	84.2	106.3	138.5	173.6	208.4	230.7	250.3	276.2	309.1	316.3	308.9	282.5	239.9	173.8	116.4

Lichttechnischer Prüfbefund

Familie Streetlight 21 mini LED	Bestell-Nr.: 5XE2G43S08HB EAN: 4058352725870	LP-Nummer 59111_280
Wertetabelle Lichtstärkemessung		Maximale Lichtstärke
		siteco

C- Ebenen	297,5°	300,0°	302,5°	305,0°	307,5°	310,0°	312,5°	315,0°	317,5°	320,0°	322,5°	325,0°	327,5°	330,0°	332,5°	335,0°	337,5°
γ	Lichtstärke in cd/klm																
0,0°	240.3	240.3	240.3	240.3	240.3	240.3	240.3	240.3	240.3	240.3	240.3	240.3	240.3	240.3	240.3	240.3	240.3
2,5°	245.0	245.2	245.9	246.2	246.7	246.8	247.3	247.5	248.0	248.1	248.6	248.6	249.1	249.1	249.8	249.9	250.4
5,0°	251.0	251.5	252.5	253.4	254.2	254.8	255.6	256.1	257.0	257.5	258.3	258.7	259.5	259.9	260.9	261.2	262.3
7,5°	257.4	258.8	260.2	261.7	263.3	264.6	266.1	267.3	268.8	270.0	271.6	272.7	274.3	275.2	276.6	277.3	278.5
10,0°	265.0	267.2	269.6	272.1	275.0	277.3	279.5	280.8	281.9	281.9	281.5	280.8	279.3	278.4	277.3	276.9	276.6
12,5°	274.9	277.5	280.3	281.4	281.5	280.4	278.3	277.2	276.1	276.2	276.7	277.3	277.9	278.1	278.6	278.8	279.5
15,0°	282.7	282.0	279.1	276.9	276.6	277.3	278.8	279.8	280.7	281.0	281.2	281.3	281.3	281.2	281.0	280.8	281.0
17,5°	280.6	279.4	279.9	281.4	283.0	284.2	284.2	283.9	283.6	283.1	282.7	282.4	281.9	281.3	280.7	280.3	280.2
20,0°	285.4	287.1	289.4	289.7	289.7	288.8	288.2	286.8	285.8	284.8	283.7	282.7	281.9	281.0	280.3	279.8	279.5
22,5°	296.7	298.0	297.7	296.3	294.9	293.0	291.2	289.4	287.7	286.2	284.8	283.6	282.3	281.0	279.9	279.0	278.3
25,0°	308.6	307.6	306.1	302.8	300.1	296.9	294.3	291.6	289.9	288.0	286.1	284.2	282.7	281.2	280.0	279.1	278.6
27,5°	319.1	317.0	313.6	309.5	305.5	301.5	298.1	295.1	292.5	290.1	288.0	285.9	284.4	283.6	283.8	284.8	286.9
30,0°	328.5	325.3	320.9	315.9	311.5	307.1	303.5	299.9	296.9	294.1	292.4	291.6	292.6	295.1	299.9	305.0	310.7
32,5°	337.6	333.1	328.4	322.9	318.7	314.1	310.9	307.7	306.0	305.0	308.1	312.1	320.5	326.6	334.9	338.9	343.6
35,0°	345.6	341.2	335.9	330.8	326.8	323.6	321.6	321.6	324.5	331.1	340.8	350.7	359.6	365.5	370.0	371.7	372.0
37,5°	354.8	350.0	345.4	341.5	339.1	338.7	342.2	350.4	363.1	376.1	388.4	396.8	403.0	404.4	402.8	397.6	391.2
40,0°	365.0	361.1	358.0	356.3	358.5	365.5	380.4	398.2	416.3	429.4	440.7	444.6	443.9	436.2	426.4	415.1	404.7
42,5°	378.3	377.4	378.6	383.8	397.6	417.6	440.8	461.4	478.7	487.7	490.9	484.2	472.3	456.7	440.8	425.3	410.2
45,0°	399.1	404.5	416.1	436.9	463.7	490.4	512.4	529.1	535.8	531.0	518.0	500.1	479.5	457.2	431.8	407.4	383.9
46,0°	411.2	421.1	439.3	466.1	495.5	520.9	539.5	551.3	550.9	538.7	520.1	498.1	473.7	447.8	418.9	391.8	366.0
47,0°	429.1	444.3	468.8	501.2	531.3	553.0	566.9	570.0	560.5	540.5	516.5	490.3	461.8	432.5	399.9	370.6	343.0
48,0°	449.5	469.6	499.6	533.5	561.8	579.2	586.7	581.1	563.0	537.0	508.3	478.8	445.8	413.4	377.1	346.6	317.6
49,0°	475.3	498.6	535.8	564.9	591.3	599.5	601.9	586.2	559.1	528.8	493.7	461.3	420.2	387.5	345.1	317.5	284.2
50,0°	498.1	530.5	567.5	594.9	612.1	615.2	607.8	584.7	550.1	512.9	472.4	432.3	388.2	350.4	310.3	280.0	251.2
51,0°	516.2	552.8	591.3	615.7	626.9	622.5	605.8	575.3	533.9	489.4	440.0	395.0	348.5	311.7	272.8	244.9	217.3
52,0°	521.3	562.3	602.1	626.4	633.6	621.6	594.9	553.5	503.7	449.4	394.8	347.5	303.5	268.7	233.5	206.7	182.8
53,0°	505.9	553.1	595.4	621.8	629.0	610.1	573.8	520.8	460.6	403.2	348.1	303.2	262.6	230.6	197.8	173.6	153.0
54,0°	470.5	525.2	570.5	603.8	614.3	587.4	538.1	474.8	407.6	350.9	300.9	259.7	222.7	193.1	163.1	142.3	125.3
55,0°	414.6	474.9	522.8	567.1	582.8	549.4	483.6	411.9	345.8	293.1	248.8	214.0	180.5	154.4	128.7	112.3	99.3
56,0°	358.5	419.9	466.6	519.2	536.6	500.5	424.0	351.0	289.2	242.5	201.4	173.8	144.5	123.5	102.2	90.1	79.6
57,0°	306.9	368.1	407.6	465.7	475.8	441.9	358.2	295.3	231.6	193.4	156.3	137.7	113.7	99.7	82.0	73.6	64.2
58,0°	273.0	321.4	360.1	406.6	414.3	374.4	301.6	240.4	183.0	138.2	118.6	105.7	92.2	82.3	69.7	61.9	55.0
59,0°	253.9	290.5	321.9	354.3	354.4	317.6	250.8	195.8	142.3	98.8	83.5	84.9	78.6	73.1	61.9	54.7	48.7
60,0°	247.4	270.8	290.7	303.2	298.6	262.3	202.3	151.3	108.4	73.8	61.3	67.1	69.7	65.1	55.4	48.6	44.3
61,0°	248.8	262.1	265.8	265.7	254.9	218.6	163.1	121.3	87.1	62.0	53.3	54.0	60.8	58.5	49.9	44.3	41.4
62,0°	253.6	253.7	243.5	234.8	218.1	179.6	133.8	100.5	75.7	56.4	49.4	47.5	50.1	51.8	45.2	41.1	38.2
63,0°	257.8	238.6	221.9	204.8	182.3	146.9	110.6	87.9	69.4	52.5	46.0	42.9	41.9	44.1	40.9	35.3	33.6
64,0°	254.6	222.2	202.1	179.6	155.8	124.2	98.2	82.5	65.8	49.4	43.3	39.9	37.8	38.0	37.5	32.7	31.7
65,0°	244.4	206.7	177.4	157.5	131.7	109.1	90.8	79.6	62.0	47.0	40.4	37.5	34.9	34.4	33.9	31.2	30.0
66,0°	229.7	188.0	155.8	136.7	115.9	98.5	86.2	76.0	59.0	44.5	38.2	35.1	33.1	32.2	31.2	29.7	29.0
67,0°	212.7	165.3	136.8	121.2	103.9	91.7	81.5	71.9	55.4	42.1	36.1	33.4	31.4	30.7	29.7	28.6	28.1
68,0°	186.9	140.6	118.1	105.0	93.0	83.8	75.5	66.3	50.6	39.7	34.1	31.5	30.0	29.3	28.5	27.6	27.3
69,0°	160.4	119.5	102.8	94.7	84.9	76.5	68.8	60.3	46.4	37.0	32.0	30.3	29.0	28.1	27.3	26.8	26.4
70,0°	133.3	102.6	92.0	86.9	78.2	70.4	61.7	53.2	41.1	34.4	30.3	29.3	27.6	26.6	25.4	25.4	24.9
71,0°	112.8	90.1	84.0	79.1	71.2	63.9	55.0	45.2	36.6	31.7	28.8	27.3	25.9	24.4	23.3	23.3	23.0
72,0°	96.5	80.9	76.5	71.2	62.9	55.6	47.4	38.2	32.7	29.1	26.2	24.9	23.7	22.3	21.3	21.3	21.0
73,0°	81.1	70.0	67.5	62.4	54.4	46.4	38.5	32.4	29.1	25.9	23.2	22.3	21.3	19.9	19.1	19.1	18.6

Lichttechnischer Prüfbefund

Familie Streetlight 21 mini LED	Bestell-Nr.: 5XE2G43S08HB EAN: 4058352725870	LP-Nummer 59111_280
---	---	-------------------------------

Wertetabelle Lichtstärkemessung Maximale Lichtstärke

C- Ebenen	340,0°	342,5°	345,0°	347,5°	350,0°	352,5°	355,0°	357,5°	Phi-Zone	Summe Phi-Zone
γ	Lichtstärke in cd/klm								Lichtstrom in lm/klm	
0,0°	240.3	240.3	240.3	240.3	240.3	240.3	240.3	240.3	0.4	0.4
2,5°	250.4	250.8	250.8	251.4	251.4	252.1	252.1	252.5	2.9	3.3
5,0°	262.4	263.1	263.1	264.0	264.0	265.0	265.0	265.5	5.9	9.1
7,5°	279.0	279.6	279.7	280.3	280.7	281.3	281.5	281.9	8.9	18.0
10,0°	276.6	276.4	276.6	276.7	277.1	277.4	277.8	277.9	11.9	29.9
12,5°	279.6	280.0	280.0	280.3	280.6	281.2	281.4	281.9	14.8	44.7
15,0°	281.0	281.0	280.8	280.7	281.0	281.3	281.7	281.9	17.5	62.2
17,5°	280.1	279.9	279.7	279.5	279.6	279.8	280.3	280.6	20.1	82.3
20,0°	279.1	278.6	278.3	277.9	277.9	278.1	278.6	278.8	22.6	105.0
22,5°	277.8	277.3	276.7	276.4	276.4	276.7	277.2	277.6	25.1	130.0
25,0°	278.3	278.3	278.3	279.0	279.3	280.7	281.2	282.5	27.6	157.6
27,5°	289.2	291.9	294.2	296.9	299.1	300.9	302.2	303.4	30.4	188.1
30,0°	314.6	318.8	320.9	323.4	324.6	326.0	326.3	327.2	33.5	221.5
32,5°	344.4	346.9	347.0	348.7	348.7	350.2	350.0	351.0	36.8	258.3
35,0°	370.3	368.9	367.1	365.2	363.5	362.3	361.4	361.3	40.2	298.5
37,5°	384.4	378.8	374.8	371.7	369.4	368.0	367.4	367.5	43.7	342.2
40,0°	395.9	388.7	383.4	379.7	376.8	375.1	374.0	373.7	47.5	389.7
42,5°	397.2	385.0	375.9	367.3	361.3	355.6	353.3	350.7	51.1	440.7
45,0°	364.3	346.6	333.3	321.6	312.7	305.4	301.1	298.6	37.3	478.1
46,0°	345.1	326.5	312.7	300.8	291.2	283.4	279.1	275.9	21.8	499.9
47,0°	321.4	301.8	288.2	275.2	265.5	257.1	253.2	250.2	22.0	521.9
48,0°	296.3	275.5	262.4	249.1	240.4	232.1	229.0	225.4	22.2	544.1
49,0°	266.7	243.0	233.8	218.0	213.5	203.3	203.8	198.0	22.3	566.4
50,0°	231.8	212.2	201.3	189.8	183.7	177.6	176.0	172.8	22.2	588.7
51,0°	199.7	182.0	173.0	163.1	158.5	152.9	152.0	149.4	22.1	610.7
52,0°	167.5	152.7	144.8	137.3	133.4	129.5	128.7	127.1	21.8	632.5
53,0°	139.7	128.0	121.8	116.4	113.5	110.4	109.7	108.6	21.4	654.0
54,0°	115.0	106.0	101.4	97.0	95.3	92.9	92.7	92.0	21.1	675.0
55,0°	91.7	84.5	81.6	78.0	77.4	76.3	77.0	77.0	20.7	695.7
56,0°	73.8	68.0	66.5	63.6	64.1	64.1	65.9	66.3	20.3	716.0
57,0°	60.8	55.4	55.0	52.8	54.7	54.5	57.4	57.4	20.0	736.0
58,0°	51.3	48.4	47.9	47.0	47.9	48.4	50.3	51.0	19.6	755.6
59,0°	46.4	44.5	44.3	43.8	44.1	44.5	45.7	46.2	19.1	774.8
60,0°	42.9	41.9	41.8	41.2	41.6	41.6	42.4	42.9	18.4	793.1
61,0°	40.7	40.2	39.9	39.5	39.7	39.5	40.2	40.4	17.5	810.6
62,0°	37.3	36.5	36.3	35.8	36.0	35.4	36.0	36.1	16.6	827.1
63,0°	33.6	33.7	33.7	34.1	34.6	34.3	34.4	34.6	15.7	842.8
64,0°	32.7	34.6	34.9	36.1	36.8	36.5	36.8	36.5	15.1	858.0
65,0°	32.9	34.3	34.4	33.7	34.3	33.1	33.9	33.1	14.7	872.6
66,0°	30.8	31.9	31.9	31.0	31.0	30.7	31.0	30.7	14.3	886.9
67,0°	29.0	29.8	30.0	29.1	29.1	29.0	29.1	28.8	13.8	900.7
68,0°	28.1	28.5	28.5	27.6	27.4	26.9	27.1	26.9	13.0	913.7
69,0°	27.1	27.1	26.9	26.1	25.6	25.1	25.4	25.1	12.3	926.0
70,0°	25.4	25.1	25.1	23.9	23.7	23.0	23.5	23.2	11.5	937.5
71,0°	23.2	22.8	22.7	22.0	21.6	21.1	21.3	21.3	10.7	948.2
72,0°	20.8	20.4	20.3	19.6	19.3	18.9	19.1	19.1	9.8	958.0
73,0°	18.1	17.7	17.4	16.9	16.7	16.4	16.7	16.5	8.7	966.7

Lichttechnischer Prüfbefund

Familie Streetlight 21 mini LED	Bestell-Nr.: 5XE2G43S08HB EAN: 4058352725870	LP-Nummer 59111_280
---	---	-------------------------------

Wertetabelle Lichtstärkemessung	Maximale Lichtstärke	siteco
--	-----------------------------	---------------

C- Ebenen	0,0°	2,5°	5,0°	7,5°	10,0°	12,5°	15,0°	17,5°	20,0°	22,5°	25,0°	27,5°	30,0°	32,5°	35,0°	37,5°	40,0°
γ	Lichtstärke in cd/klm																
74,0°	14.8	15.2	15.7	15.7	16.0	16.2	17.0	17.6	18.4	18.9	19.8	20.8	22.7	23.3	23.9	23.9	25.9
75,0°	13.0	13.1	13.6	13.6	14.0	14.1	14.8	15.3	16.2	16.9	17.6	18.4	20.1	20.6	21.1	20.8	23.2
76,0°	11.2	11.4	11.8	11.8	11.9	12.1	12.8	13.1	14.0	14.5	15.3	16.0	17.4	18.1	18.2	18.2	20.4
77,0°	9.7	10.1	10.2	10.4	10.6	10.6	11.2	11.6	12.3	12.8	13.6	14.0	15.2	15.7	15.8	16.0	18.2
78,0°	8.7	8.9	9.2	9.0	9.2	9.2	9.7	9.9	10.4	10.7	11.9	11.9	13.1	13.1	13.8	14.1	16.2
79,0°	7.8	8.0	8.4	8.0	8.2	8.2	8.4	8.4	8.9	9.2	10.1	10.2	10.9	11.2	12.1	13.0	14.3
80,0°	6.3	6.5	7.0	6.8	7.2	7.0	7.0	7.0	7.3	7.8	8.5	8.7	9.2	9.7	10.7	12.1	12.8
81,0°	4.8	4.9	5.3	5.5	5.6	5.6	5.6	5.6	6.0	6.3	7.0	7.0	7.5	8.0	9.0	10.7	10.7
82,0°	3.6	3.7	3.9	4.1	4.4	4.3	4.4	4.4	4.8	4.9	5.5	5.6	6.3	6.6	7.2	8.2	8.9
83,0°	2.6	2.7	2.9	3.1	3.2	3.1	3.2	3.4	3.6	3.7	4.1	4.3	4.8	5.1	5.5	5.8	6.6
84,0°	1.7	1.7	2.0	2.0	2.0	2.0	2.2	2.4	2.6	2.6	2.7	2.9	3.2	3.6	3.9	3.9	4.4
85,0°	1.0	1.0	1.2	1.2	1.2	1.2	1.4	1.5	1.7	1.7	1.9	1.9	2.0	2.4	2.6	2.6	2.7
86,0°	0.5	0.5	0.7	0.7	0.7	0.7	0.9	0.9	0.9	0.9	1.2	1.0	1.2	1.4	1.5	1.5	1.7
87,0°	0.3	0.3	0.3	0.3	0.3	0.3	0.3	0.3	0.5	0.5	0.5	0.5	0.7	0.7	0.9	0.9	1.0
88,0°	0.2	0.2	0.2	0.3	0.3	0.3	0.3	0.3	0.3	0.3	0.3	0.3	0.5	0.5	0.5	0.7	0.7
89,0°	0.2	0.2	0.2	0.2	0.2	0.2	0.2	0.2	0.2	0.2	0.3	0.3	0.3	0.3	0.3	0.5	0.5
90,0°	0.0	0.0	0.0	0.0	0.0	0.0	0.0	0.0	0.0	0.0	0.0	0.0	0.0	0.0	0.0	0.0	0.0

Lichttechnischer Prüfbefund

Familie Streetlight 21 mini LED	Bestell-Nr.: 5XE2G43S08HB EAN: 4058352725870	LP-Nummer 59111_280
		siteco

C- Ebenen	42,5°	45,0°	47,5°	50,0°	52,5°	55,0°	57,5°	60,0°	62,5°	65,0°	67,5°	70,0°	72,5°	75,0°	77,5°	80,0°	82,5°
γ	Lichtstärke in cd/klm																
74,0°	30.0	34.3	34.3	35.6	37.8	47.7	66.5	84.7	103.3	137.2	214.5	341.5	420.1	462.5	485.7	491.6	435.1
75,0°	26.9	31.0	31.5	30.5	29.5	33.7	49.8	69.4	82.5	103.4	155.9	262.6	332.3	371.5	390.7	408.3	370.0
76,0°	23.9	27.3	28.1	27.1	25.7	27.3	33.2	52.1	63.7	75.2	106.7	188.6	247.3	278.1	293.8	317.8	294.8
77,0°	21.3	24.2	25.4	24.4	22.5	23.3	25.6	34.8	45.7	53.3	71.7	130.4	178.6	201.4	208.7	228.2	211.5
78,0°	18.4	21.1	21.8	21.0	19.1	19.8	20.8	24.9	29.3	37.3	49.9	90.7	120.0	138.0	135.8	151.5	132.7
79,0°	16.4	18.1	18.4	17.2	15.8	16.2	17.2	20.3	23.7	29.0	37.8	61.0	80.9	90.7	91.0	94.2	88.8
80,0°	14.3	15.3	15.2	14.0	13.3	13.6	14.5	16.4	19.3	23.5	29.0	43.1	54.5	62.0	64.2	67.5	70.7
81,0°	11.6	12.1	11.4	10.6	10.6	11.2	11.8	13.0	15.0	18.6	22.0	30.0	36.1	42.3	47.0	52.7	59.5
82,0°	9.0	9.0	8.2	8.2	8.5	9.0	9.5	10.6	11.9	14.5	17.0	21.5	24.7	30.3	34.8	41.2	47.0
83,0°	6.6	6.5	6.0	6.3	6.5	7.0	7.3	8.2	9.2	10.9	12.6	15.2	17.6	22.0	26.2	31.5	35.8
84,0°	4.3	4.3	4.3	4.4	4.8	5.1	5.3	6.0	6.5	7.8	8.5	10.1	11.6	15.0	17.0	19.6	20.8
85,0°	2.7	2.9	2.9	3.2	3.2	3.7	3.7	4.3	4.4	5.1	5.6	6.8	7.8	9.9	11.2	13.3	12.6
86,0°	1.7	1.9	1.9	2.0	2.0	2.4	2.4	2.7	2.7	3.4	3.6	4.4	4.8	6.0	5.6	7.5	5.6
87,0°	1.0	1.2	1.2	1.4	1.4	1.5	1.5	1.7	1.7	2.0	2.0	2.4	2.4	2.7	2.7	2.9	2.6
88,0°	0.7	0.9	0.9	0.9	0.9	1.0	1.0	1.0	1.0	1.2	1.2	1.2	1.2	1.2	1.2	1.2	1.2
89,0°	0.7	0.7	0.7	0.7	0.7	0.7	0.7	0.7	0.9	0.9	0.9	0.9	0.9	0.9	0.9	0.9	0.9
90,0°	0.0	0.0	0.0	0.0	0.0	0.0	0.0	0.0	0.0	0.0	0.0	0.0	0.0	0.0	0.0	0.0	0.0

Lichttechnischer Prüfbefund


Familie Streetlight 21 mini LED	Bestell-Nr.: 5XE2G43S08HB EAN: 4058352725870	LP-Nummer 59111_280
--	---	--------------------------------------

siteco

C- Ebenen	85,0°	87,5°	90,0°	92,5°	95,0°	97,5°	100,0°	102,5°	105,0°	107,5°	110,0°	112,5°	115,0°	117,5°	120,0°	122,5°	125,0°
γ	Lichtstärke in cd/klm																
74,0°	385.8	343.0	287.3	173.3	80.3	42.1	32.5	29.0	28.1	26.9	29.5	31.5	38.5	41.9	44.6	42.6	37.8
75,0°	334.2	301.3	251.2	146.4	68.0	36.8	28.5	25.1	24.2	23.7	27.1	28.5	33.6	35.6	40.0	38.7	34.1
76,0°	275.5	248.5	207.2	117.4	57.8	32.5	25.2	21.8	20.8	21.0	24.5	26.1	30.2	30.7	34.1	33.7	29.8
77,0°	201.9	181.8	151.2	89.3	48.9	29.5	22.7	19.9	18.6	18.7	21.6	22.8	27.4	26.6	29.1	29.1	25.6
78,0°	135.5	119.6	102.9	66.5	42.8	26.1	20.3	18.2	16.7	17.0	18.4	18.2	22.8	21.5	22.7	21.8	20.6
79,0°	91.9	90.1	77.7	57.1	38.3	23.7	18.2	16.9	15.0	15.8	16.9	16.7	19.9	18.4	17.0	15.8	15.3
80,0°	77.7	80.9	70.9	52.5	34.6	21.5	17.2	15.5	13.3	14.7	15.3	15.7	17.2	15.8	14.1	12.6	11.9
81,0°	68.2	69.0	60.8	44.5	29.5	18.4	15.2	13.0	11.4	12.4	13.3	13.8	14.1	13.0	11.8	10.1	9.2
82,0°	52.1	52.7	47.4	35.1	23.5	15.3	13.0	10.9	9.7	9.4	10.4	11.6	10.9	9.9	9.2	7.8	7.2
83,0°	39.4	38.0	34.4	24.5	17.0	11.8	10.4	8.7	8.2	8.0	8.4	8.5	8.0	7.2	6.8	5.8	5.5
84,0°	22.2	19.9	19.3	14.7	10.7	7.8	7.3	6.3	6.3	6.3	6.5	5.8	5.5	4.8	4.6	4.1	3.9
85,0°	12.3	10.7	10.6	8.2	6.8	5.3	4.8	4.3	4.4	4.3	4.4	4.1	3.9	3.4	3.2	2.9	2.7
86,0°	6.0	4.8	5.5	3.9	4.1	3.1	3.2	2.7	2.9	2.9	3.2	2.9	2.7	2.2	2.2	1.9	1.9
87,0°	2.7	2.4	2.6	2.0	2.2	1.9	1.9	1.7	1.9	1.9	1.9	1.7	1.7	1.5	1.5	1.4	1.4
88,0°	1.2	1.2	1.2	1.2	1.2	1.2	1.2	1.2	1.2	1.2	1.2	1.0	1.0	1.0	1.0	1.0	1.0
89,0°	0.9	1.0	1.0	1.0	1.0	1.0	1.0	1.0	0.9	0.9	0.9	0.9	0.9	0.9	0.9	0.9	0.9
90,0°	0.0	0.0	0.0	0.0	0.0	0.0	0.0	0.0	0.0	0.0	0.0	0.0	0.0	0.0	0.0	0.0	0.0

Lichttechnischer Prüfbefund

Familie Streetlight 21 mini LED	Bestell-Nr.: 5XE2G43S08HB EAN: 4058352725870	LP-Nummer 59111_280
--	---	--------------------------------------



C- Ebenen	127,5°	130,0°	132,5°	135,0°	137,5°	140,0°	142,5°	145,0°	147,5°	150,0°	152,5°	155,0°	157,5°	160,0°	162,5°	165,0°	167,5°
γ	Lichtstärke in cd/klm																
74,0°	32.0	28.1	25.6	24.2	23.0	22.8	22.0	22.3	23.2	25.4	26.8	26.1	23.5	21.5	19.8	18.7	17.6
75,0°	28.5	25.1	22.8	21.8	20.6	20.4	19.8	20.1	20.8	22.7	24.4	24.2	21.6	19.8	18.1	16.9	15.8
76,0°	24.5	21.5	19.9	19.1	18.1	17.9	17.4	17.7	18.2	19.4	21.1	21.8	19.8	18.1	16.0	15.0	13.8
77,0°	20.8	18.4	17.0	16.5	15.5	15.5	15.2	15.7	16.0	16.7	18.2	19.3	18.1	16.4	14.3	13.1	12.1
78,0°	17.2	15.7	14.3	14.0	12.8	13.1	12.8	13.6	13.8	14.5	15.0	16.7	15.8	14.7	12.4	11.4	10.4
79,0°	14.0	13.0	11.9	11.4	10.6	10.4	10.6	11.4	11.8	12.1	12.6	13.8	13.8	13.0	10.7	9.5	8.7
80,0°	11.2	10.4	9.9	9.4	8.7	8.5	8.7	9.4	9.9	10.2	10.6	11.4	11.2	10.6	8.9	7.8	7.2
81,0°	8.5	7.8	7.7	7.5	7.0	6.8	6.8	7.3	8.0	8.5	8.5	8.9	8.5	8.0	6.8	6.1	5.6
82,0°	6.8	6.3	6.0	5.8	5.5	5.5	5.3	5.6	5.8	6.5	6.5	6.6	6.1	5.6	4.9	4.8	4.6
83,0°	5.1	4.9	4.8	4.6	4.1	4.1	3.9	4.1	4.1	4.3	4.3	4.6	4.6	4.3	3.4	3.6	3.6
84,0°	3.7	3.6	3.4	3.2	2.9	2.9	2.7	2.9	2.7	2.7	2.6	2.9	3.4	3.4	2.4	2.2	2.2
85,0°	2.6	2.6	2.4	2.4	2.0	2.0	1.9	2.0	1.7	1.7	1.5	1.7	1.9	1.9	1.4	1.4	1.2
86,0°	1.7	1.7	1.5	1.5	1.4	1.4	1.2	1.4	1.2	1.0	0.9	1.0	0.9	1.0	0.7	0.7	0.7
87,0°	1.2	1.2	1.2	1.0	1.0	1.0	0.9	0.9	0.7	0.7	0.7	0.5	0.5	0.5	0.3	0.3	0.3
88,0°	1.0	1.0	0.9	0.9	0.9	0.7	0.7	0.7	0.7	0.5	0.5	0.5	0.5	0.3	0.3	0.3	0.3
89,0°	0.9	0.9	0.9	0.7	0.7	0.7	0.7	0.7	0.5	0.5	0.5	0.5	0.3	0.3	0.3	0.3	0.3
90,0°	0.0	0.0	0.0	0.0	0.0	0.0	0.0	0.0	0.0	0.0	0.0	0.0	0.0	0.0	0.0	0.0	0.0

Lichttechnischer Prüfbefund

Familie Streetlight 21 mini LED	Bestell-Nr.: 5XE2G43S08HB EAN: 4058352725870	LP-Nummer 59111_280
--	---	--------------------------------------

siteco

C- Ebenen	170,0°	172,5°	175,0°	177,5°	180,0°	182,5°	185,0°	187,5°	190,0°	192,5°	195,0°	197,5°	200,0°	202,5°	205,0°	207,5°	210,0°
γ	Lichtstärke in cd/klm																
74,0°	17.0	16.7	16.7	16.4	16.4	16.2	16.0	15.7	15.7	15.8	16.5	17.2	18.9	21.0	22.3	21.1	19.9
75,0°	15.3	15.0	15.0	14.7	14.7	14.3	14.3	14.1	14.1	14.1	14.8	15.5	17.2	18.7	19.8	18.6	17.7
76,0°	13.6	13.1	13.3	12.8	12.8	12.4	12.6	12.3	12.3	12.3	13.0	13.8	15.2	16.0	16.9	16.0	15.3
77,0°	11.9	11.6	11.6	11.1	11.1	10.9	11.1	10.7	10.7	10.7	11.4	12.1	13.0	13.5	14.3	13.6	13.1
78,0°	10.2	9.7	10.1	9.5	9.5	9.2	9.5	9.0	9.2	9.0	9.7	10.1	10.9	11.2	11.9	11.1	11.1
79,0°	8.5	8.2	8.5	8.2	8.2	7.8	8.0	7.7	7.7	7.7	8.2	8.5	9.0	9.4	9.5	9.2	9.2
80,0°	7.0	6.8	7.0	6.6	6.6	6.5	6.6	6.1	6.1	6.1	6.6	6.6	7.2	7.5	7.7	7.5	7.7
81,0°	5.5	5.3	5.3	5.3	5.1	4.9	4.9	4.8	4.8	4.6	4.9	4.8	5.3	5.5	5.6	6.0	6.1
82,0°	4.9	4.6	4.6	4.4	4.1	4.3	4.3	4.1	4.1	3.4	3.4	3.6	3.6	3.7	4.3	4.6	4.9
83,0°	3.6	3.1	3.1	2.9	2.7	2.7	2.7	2.7	2.7	2.2	2.6	2.6	2.6	2.7	3.2	3.4	3.7
84,0°	1.9	1.7	1.7	1.5	1.5	1.4	1.5	1.5	1.5	1.4	1.7	1.7	1.7	1.9	2.2	2.2	2.4
85,0°	1.0	1.0	1.0	0.9	0.9	0.9	0.9	0.9	0.9	0.9	1.0	1.0	1.0	1.2	1.4	1.4	1.5
86,0°	0.7	0.5	0.5	0.5	0.5	0.5	0.5	0.5	0.5	0.5	0.5	0.5	0.7	0.7	0.7	0.7	0.9
87,0°	0.3	0.3	0.3	0.3	0.3	0.3	0.3	0.3	0.3	0.3	0.3	0.3	0.3	0.5	0.5	0.5	0.7
88,0°	0.3	0.3	0.3	0.2	0.2	0.2	0.2	0.2	0.3	0.3	0.3	0.3	0.3	0.3	0.5	0.5	0.5
89,0°	0.3	0.3	0.2	0.2	0.2	0.2	0.2	0.2	0.3	0.3	0.3	0.3	0.3	0.3	0.5	0.5	0.5
90,0°	0.0	0.0	0.0	0.0	0.0	0.0	0.0	0.0	0.0	0.0	0.0	0.0	0.0	0.0	0.0	0.0	0.0

Lichttechnischer Prüfbefund

Familie Streetlight 21 mini LED	Bestell-Nr.: 5XE2G43S08HB EAN: 4058352725870	LP-Nummer 59111_280
--	---	--------------------------------------

siteco

C- Ebenen	212,5°	215,0°	217,5°	220,0°	222,5°	225,0°	227,5°	230,0°	232,5°	235,0°	237,5°	240,0°	242,5°	245,0°	247,5°	250,0°	252,5°
γ	Lichtstärke in cd/klm																
74,0°	19.3	20.3	20.8	21.0	20.6	21.0	21.6	23.0	23.7	25.1	27.6	31.7	36.1	39.9	41.6	44.5	47.4
75,0°	17.2	18.4	18.9	18.9	18.6	19.3	19.8	21.0	21.5	22.8	25.2	28.8	32.5	35.8	36.8	39.0	40.0
76,0°	15.0	16.4	16.7	16.7	16.4	17.0	17.6	18.6	18.9	20.1	22.0	25.2	28.3	30.7	31.4	33.2	33.2
77,0°	13.3	14.5	14.8	14.8	14.5	15.0	15.3	16.2	16.2	17.2	19.1	21.3	23.9	24.9	26.2	28.1	27.8
78,0°	11.4	12.6	12.6	12.8	12.3	12.8	13.0	13.6	13.3	14.5	15.5	17.7	18.7	20.1	21.0	23.3	22.3
79,0°	9.7	10.6	10.7	10.6	10.2	10.4	10.6	11.1	10.7	11.4	12.3	13.8	14.7	15.5	17.4	18.4	17.4
80,0°	8.2	9.0	9.0	8.7	8.4	8.4	8.4	8.5	8.4	8.9	9.4	10.4	11.4	12.4	14.1	14.5	13.8
81,0°	6.5	7.0	7.0	6.6	6.3	6.3	6.3	6.5	6.3	6.6	7.2	8.0	8.9	9.5	10.2	10.7	9.9
82,0°	5.1	5.3	5.1	4.9	4.8	4.8	4.8	4.8	4.8	5.1	5.5	6.1	6.6	7.2	7.3	7.5	6.8
83,0°	3.7	3.7	3.6	3.6	3.4	3.6	3.6	3.6	3.6	3.7	4.1	4.4	4.8	5.3	5.1	5.1	4.8
84,0°	2.4	2.4	2.2	2.4	2.4	2.4	2.4	2.6	2.6	2.7	2.9	3.1	3.1	3.2	3.2	3.4	3.2
85,0°	1.5	1.5	1.5	1.5	1.5	1.7	1.7	1.9	1.9	1.9	2.0	2.2	2.2	2.4	2.2	2.4	2.4
86,0°	0.9	1.0	1.0	1.0	1.0	1.2	1.2	1.4	1.4	1.4	1.4	1.5	1.5	1.7	1.7	1.7	1.7
87,0°	0.7	0.7	0.7	0.9	0.9	0.9	0.9	1.0	1.0	1.0	1.2	1.2	1.2	1.2	1.2	1.4	1.4
88,0°	0.7	0.7	0.7	0.7	0.9	0.9	0.9	0.9	1.0	1.0	1.0	1.0	1.0	1.2	1.2	1.2	1.2
89,0°	0.7	0.7	0.7	0.7	0.9	0.9	0.9	0.9	0.9	0.9	0.9	1.0	1.0	1.0	1.0	1.0	1.0
90,0°	0.0	0.0	0.0	0.0	0.0	0.0	0.0	0.0	0.0	0.0	0.0	0.0	0.0	0.0	0.0	0.0	0.0

Lichttechnischer Prüfbefund

Familie Streetlight 21 mini LED	Bestell-Nr.: 5XE2G43S08HB EAN: 4058352725870	LP-Nummer 59111_280
--	---	--------------------------------------

siteco

C- Ebenen	255,0°	257,5°	260,0°	262,5°	265,0°	267,5°	270,0°	272,5°	275,0°	277,5°	280,0°	282,5°	285,0°	287,5°	290,0°	292,5°	295,0°
γ	Lichtstärke in cd/klm																
74,0°	52.7	58.3	71.7	89.1	120.5	153.0	187.4	205.2	227.0	245.6	272.8	273.7	265.2	237.4	198.2	138.5	95.3
75,0°	43.3	46.7	56.2	71.6	97.6	127.1	158.1	174.3	187.1	206.2	221.2	217.8	210.5	188.1	158.0	110.8	77.2
76,0°	34.9	35.8	42.4	51.6	70.7	93.0	119.1	130.0	140.8	152.7	169.2	166.1	163.1	142.6	118.1	79.9	57.4
77,0°	27.6	27.8	31.5	37.1	50.6	65.9	87.4	93.4	103.4	110.6	123.0	126.8	125.3	112.0	89.6	61.3	45.2
78,0°	21.8	19.4	21.8	22.8	30.8	38.5	55.6	57.6	65.3	70.4	82.6	82.6	91.9	79.9	68.5	44.8	34.9
79,0°	15.5	13.3	13.0	12.8	14.0	16.0	23.0	25.2	26.9	32.4	40.9	46.0	56.6	54.2	46.4	33.2	25.6
80,0°	11.6	9.7	9.4	8.7	8.9	9.9	12.1	12.3	15.2	19.1	25.2	28.5	34.3	36.3	30.5	23.3	18.9
81,0°	8.4	7.0	6.5	6.1	6.0	5.8	7.0	6.5	9.2	10.6	14.0	16.9	19.8	20.8	20.1	15.8	13.5
82,0°	6.1	5.3	4.9	4.4	4.4	4.1	4.4	4.3	5.8	6.3	8.4	9.5	11.1	11.8	11.8	10.6	9.4
83,0°	4.4	4.1	3.9	3.6	3.4	3.2	2.6	3.1	3.7	4.4	5.3	6.1	7.0	7.0	7.2	6.6	6.3
84,0°	3.2	3.1	2.9	2.7	2.6	2.6	1.9	2.4	2.6	3.1	3.2	3.7	4.1	4.1	3.9	3.7	3.7
85,0°	2.4	2.4	2.2	2.0	2.0	2.0	1.5	1.9	2.0	2.0	2.2	2.2	2.6	2.4	2.6	2.4	2.4
86,0°	1.7	1.7	1.7	1.5	1.5	1.5	1.4	1.4	1.5	1.4	1.5	1.4	1.5	1.5	1.5	1.4	1.5
87,0°	1.4	1.4	1.4	1.4	1.4	1.4	1.2	1.2	1.2	1.2	1.2	1.0	1.0	1.0	1.0	1.0	1.0
88,0°	1.2	1.2	1.2	1.2	1.2	1.2	1.2	1.2	1.2	1.0	1.0	1.0	1.0	1.0	0.9	0.9	0.9
89,0°	1.2	1.0	1.2	1.2	1.2	1.2	1.0	1.0	1.0	1.0	1.0	0.9	0.9	0.9	0.9	0.7	0.7
90,0°	0.0	0.0	0.0	0.0	0.0	0.0	0.0	0.0	0.0	0.0	0.0	0.0	0.0	0.0	0.0	0.0	0.0

Lichttechnischer Prüfbefund

Familie Streetlight 21 mini LED	Bestell-Nr.: 5XE2G43S08HB EAN: 4058352725870	LP-Nummer 59111_280
		siteco

C- Ebenen	297,5°	300,0°	302,5°	305,0°	307,5°	310,0°	312,5°	315,0°	317,5°	320,0°	322,5°	325,0°	327,5°	330,0°	332,5°	335,0°	337,5°
γ	Lichtstärke in cd/klm																
74,0°	68.7	61.3	57.8	47.0	39.7	36.0	31.4	28.5	25.7	22.8	20.6	19.9	19.3	17.9	17.0	17.0	16.4
75,0°	57.1	51.8	45.3	34.1	29.3	27.6	26.6	24.7	22.2	19.9	18.2	17.9	17.2	15.8	14.8	14.8	14.3
76,0°	44.0	39.9	31.9	27.8	24.7	23.3	22.5	20.8	18.7	17.4	16.0	15.7	15.0	14.0	12.8	12.8	12.3
77,0°	34.6	29.3	25.4	23.0	20.6	19.9	19.1	17.6	16.2	15.3	14.1	13.8	13.1	12.3	11.1	10.9	10.6
78,0°	26.8	23.7	20.1	18.6	16.7	16.7	15.7	14.7	14.0	13.6	12.3	12.1	11.4	10.6	9.4	9.2	8.9
79,0°	20.4	17.9	15.8	14.7	13.5	13.3	12.8	12.1	11.9	11.6	10.7	10.4	9.9	9.0	8.0	7.7	7.3
80,0°	15.7	13.8	12.3	11.4	10.7	10.6	10.4	9.9	10.2	9.7	9.2	9.0	8.4	7.5	6.6	6.5	6.1
81,0°	11.4	10.2	9.0	8.5	8.0	8.0	7.8	7.7	8.0	7.8	7.5	7.3	7.0	6.1	5.5	5.3	4.9
82,0°	8.2	7.5	6.6	6.3	6.0	6.0	6.0	5.8	6.0	6.1	6.0	5.8	5.6	4.9	4.4	4.3	3.9
83,0°	5.6	5.3	4.8	4.6	4.4	4.4	4.3	4.3	4.3	4.4	4.4	4.4	4.1	3.7	3.4	3.2	3.1
84,0°	3.6	3.4	3.2	3.1	2.9	2.9	2.9	2.9	2.9	3.1	2.9	2.9	2.7	2.6	2.4	2.2	2.0
85,0°	2.2	2.2	2.0	2.0	1.9	1.9	1.9	1.9	1.9	1.9	1.9	1.9	1.7	1.7	1.5	1.5	1.4
86,0°	1.4	1.4	1.2	1.4	1.2	1.2	1.2	1.2	1.0	1.2	1.0	1.0	0.9	1.0	0.9	0.9	0.9
87,0°	0.9	0.9	0.9	0.9	0.7	0.7	0.7	0.7	0.7	0.7	0.7	0.7	0.5	0.5	0.5	0.5	0.5
88,0°	0.9	0.7	0.7	0.7	0.7	0.5	0.5	0.5	0.5	0.5	0.5	0.5	0.3	0.5	0.3	0.3	0.3
89,0°	0.7	0.7	0.5	0.5	0.5	0.5	0.5	0.5	0.5	0.5	0.5	0.5	0.3	0.3	0.3	0.3	0.3
90,0°	0.0	0.0	0.0	0.0	0.0	0.0	0.0	0.0	0.0	0.0	0.0	0.0	0.0	0.0	0.0	0.0	0.0

C- Ebenen	340,0°	342,5°	345,0°	347,5°	350,0°	352,5°	355,0°	357,5°	Phi-Zone	Summe Phi-Zone
γ	Lichtstärke in cd/klm								Lichtstrom in lm/klm	
74,0°	15.8	15.3	15.2	14.5	14.5	14.1	14.5	14.5	7.5	974.2
75,0°	13.8	13.3	13.1	12.6	12.4	12.3	12.6	12.6	6.3	980.5
76,0°	11.9	11.4	11.2	10.7	10.7	10.6	10.9	10.9	5.0	985.5
77,0°	10.2	9.9	9.7	9.4	9.4	9.2	9.5	9.5	3.9	989.3
78,0°	8.9	8.2	8.4	8.0	8.2	8.0	8.5	8.5	2.9	992.2
79,0°	7.2	7.0	7.0	6.8	7.0	7.2	7.5	7.7	2.1	994.3
80,0°	6.0	5.8	5.8	5.8	6.1	6.0	6.3	6.1	1.6	995.9
81,0°	4.8	4.6	4.6	4.6	4.6	4.6	4.8	4.6	1.3	997.2
82,0°	3.7	3.7	3.6	3.4	3.4	3.6	3.6	3.6	0.9	998.1
83,0°	2.9	2.7	2.7	2.6	2.6	2.6	2.6	2.6	0.7	998.8
84,0°	2.0	1.9	1.9	1.7	1.7	1.5	1.7	1.7	0.5	999.3
85,0°	1.4	1.2	1.2	1.2	1.2	1.0	1.0	1.0	0.3	999.6
86,0°	0.9	0.7	0.7	0.7	0.7	0.7	0.7	0.5	0.2	999.7
87,0°	0.5	0.3	0.5	0.3	0.3	0.3	0.3	0.3	0.1	999.9
88,0°	0.3	0.3	0.3	0.3	0.3	0.3	0.3	0.3	0.1	999.9
89,0°	0.3	0.3	0.3	0.3	0.2	0.2	0.2	0.2	0.1	1000.0
90,0°	0.0	0.0	0.0	0.0	0.0	0.0	0.0	0.0	0.0	1000.0

Lichttechnischer Prüfbefund

Familie Streetlight 21 mini LED	Bestell-Nr.: 5XE2G43S08HB EAN: 4058352725870	LP-Nummer 59111_280
Dimmstufen-Tabelle		Umgebungstemperatur: 25°C
siteco		

Lichtstrom [%]	Dimmstufe linear	Dimmstufe logarithmisch	Lichtstrom [lm]	Systemleistung [W] Lebensdauerbeginn	Systemleistung [W] Lebensdauerende	Systemleistung [W] Durchschnitt
100	254	254	8590	66.0	68.9	67.4
95	238	252	8160	61.7	64.5	63.1
90	223	249	7740	57.8	60.3	59.0
85	208	247	7305	53.8	56.3	55.0
80	193	244	6863	50.0	52.2	51.1
75	179	241	6433	46.4	48.4	47.4
70	165	238	5997	42.9	44.6	43.8
65	152	235	5583	39.6	41.2	40.4
60	139	232	5162	36.2	37.8	37.0
55	126	228	4729	33.0	34.4	33.7
50	113	224	4288	29.8	31.0	30.4
45	101	220	3872	26.8	27.9	27.4
40	89	216	3447	23.9	24.8	24.4
35	77	210	3013	20.9	21.8	21.4
30	65	204	2571	18.0	18.7	18.4
25	54	197	2160	15.3	15.8	15.6
20	42	188	1703	12.4	12.8	12.6
16	34	180	1393	10.5	10.8	10.6

Dimmstufen-Tabelle

Umgebungstemperatur: 5°C

Lichtstrom [%]	Dimmstufe linear	Dimmstufe logarithmisch	Lichtstrom [lm]	Systemleistung [W] Lebensdauerbeginn	Systemleistung [W] Lebensdauerende	Systemleistung [W] Durchschnitt
100	254	254	8820	66.8	69.7	68.2
95	238	252	8366	62.5	65.3	63.9
90	223	249	7926	58.6	61.1	59.8
85	209	247	7502	54.8	57.3	56.0
80	194	244	7041	50.9	53.2	52.0
75	181	242	6629	47.5	49.6	48.6
70	167	239	6181	43.9	45.8	44.8
65	153	235	5722	40.3	42.1	41.2
60	140	232	5288	37.0	38.6	37.8
55	127	229	4844	33.8	35.2	34.5
50	115	225	4427	30.7	32.0	31.4
45	102	221	3968	27.5	28.6	28.0
40	90	216	3535	24.4	25.4	24.9
35	78	211	3093	21.5	22.3	21.9
30	66	205	2644	18.5	19.2	18.8
25	54	197	2188	15.5	16.1	15.8
20	43	189	1762	12.8	13.3	13.0
16	34	180	1409	10.7	11.0	10.8

Lichttechnischer Prüfbefund

Familie Streetlight 21 mini LED	Bestell-Nr.: 5XE2G43S08HB EAN: 4058352725870	LP-Nummer 59111_280
Dimmstufen-Tabelle		Umgebungstemperatur: 15°C
siteco		

Lichtstrom [%]	Dimmstufe linear	Dimmstufe logarithmisch	Lichtstrom [lm]	Systemleistung [W] Lebensdauerbeginn	Systemleistung [W] Lebensdauerende	Systemleistung [W] Durchschnitt
100	254	254	8720	66.4	69.3	67.8
95	238	252	8277	62.1	64.9	63.5
90	223	249	7846	58.2	60.7	59.4
85	208	247	7401	54.2	56.6	55.4
80	194	244	6978	50.6	52.8	51.7
75	180	241	6541	46.9	49.1	48.0
70	166	238	6099	43.3	45.2	44.2
65	153	235	5677	40.0	41.8	40.9
60	139	232	5216	36.5	38.1	37.3
55	127	229	4811	33.5	34.9	34.2
50	114	225	4363	30.3	31.5	30.9
45	101	220	3908	27.0	28.1	27.6
40	89	216	3478	24.0	24.9	24.4
35	77	210	3039	21.1	21.9	21.5
30	66	205	2630	18.4	19.1	18.8
25	54	197	2177	15.4	15.9	15.6
20	43	189	1754	12.7	13.2	13.0
16	34	180	1404	10.6	10.9	10.8

Lichttechnischer Prüfbefund

Familie Streetlight 21 mini LED	Bestell-Nr.: 5XE2G43S08HB EAN: 4058352725870	LP-Nummer 59111_280
---	---	--------------------------------------

Lichtstrom-Tabelle	siteco
---------------------------	---------------

Temperatur °C	Lichtstrom lm	Systemleistung W
25.0	8590.0	66.0
5.0	8820.0	66.8
15.0	8720.0	66.4