


Lichttechnischer Prüfbefund

Familie
Silica® 21

Bestell-Nr.: 51MX12DC4AWB
EAN: 4058352907306

LP-Nummer
59266_170



Ausführung Einbauleuchte, Reflektor, schwarz, direkt strahlend, breit strahlend, UGR≤19 (L65≤1000cd/m²)

Bestückung LED 4000 K | CRI ≥ 80

Betriebsgerät EVG-DALI

Bemessungswerte
Nettolichtstrom = 10800 lm
Systemleistung = 64.7 W
Lichtausbeute = 166.9 lm/W

Seriendokumentation
02.08.2023

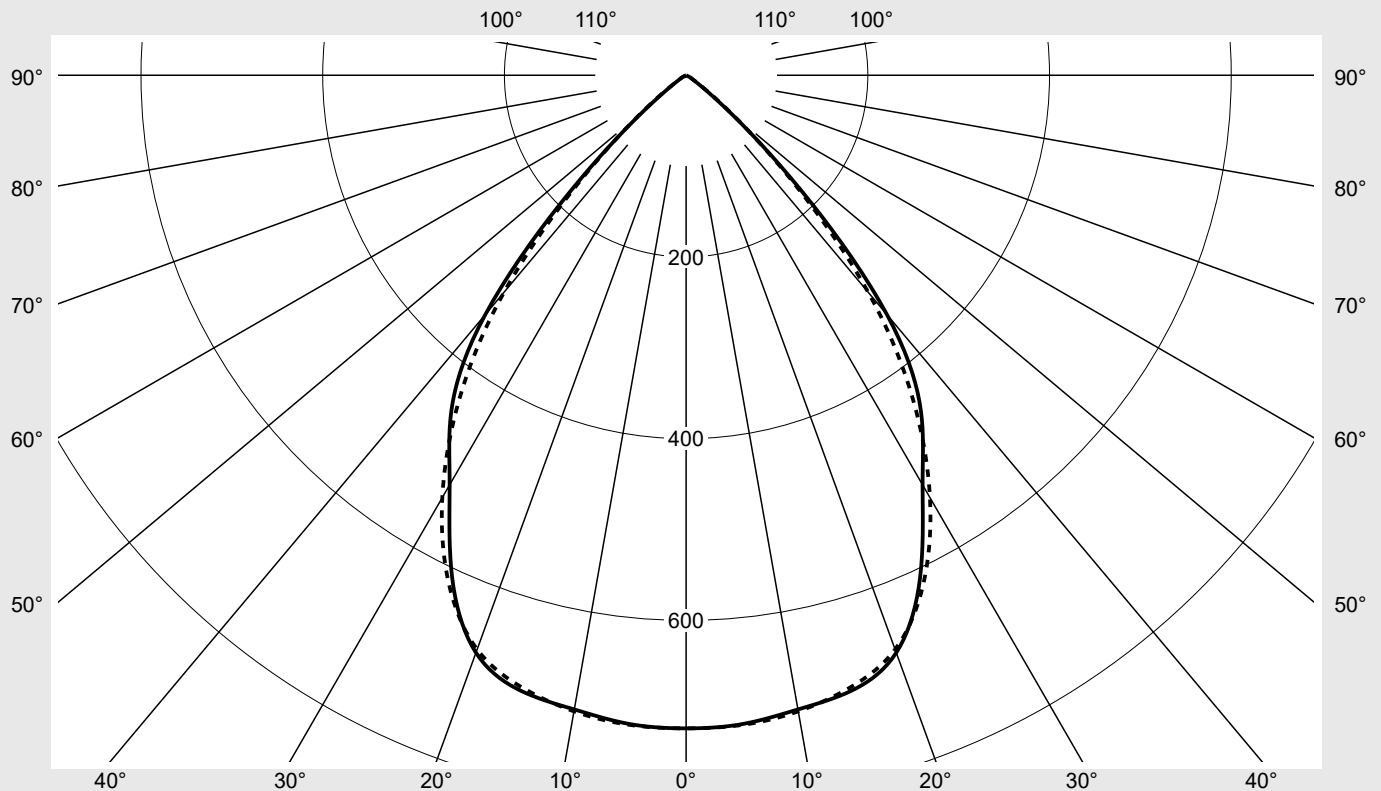
siteco

Lichtstärke in cd/klm

C180-0

C270-90

Imax: 719 cd/klm



Klassifizierungen

DIN 5040 A 6 0
CIE N1=86 N2=100 N3=100
N4=100 N5=100

Leuchtenbetriebswirkungsgrade

η_{LB} 100,0%
 ϕ_u 100,0%
 ϕ_o 0,0%

Messbedingungen

DIN EN 13032 und DIN 5032

Lichttechnischer Prüfbefund

Familie Silica® 21	Bestell-Nr.: 51MX12DC4AWB EAN: 4058352907306	LP-Nummer 59266_170
-------------------------------------	---	--------------------------------------

Wertetabelle Lichtstärkemessung	Maximale Lichtstärke	sITeco
--	-----------------------------	---------------

C- Ebenen	0° 180°	15°	30°	45°	60°	75°	90° 270°	Phi-Zone	Summe Phi-Zone
		165° 195° 345°	150° 210° 330°	135° 225° 315°	120° 240° 300°	105° 255° 285°			
Lichtstärke in cd/klm								Lichtstrom in lm/klm	
γ									
0°	718.8	718.8	718.8	718.8	718.8	718.8	718.8	4.3	4.3
5°	716.8	715.7	712.2	716.2	717.8	715.2	717.7	34.2	38.5
10°	708.8	709.0	703.3	708.6	709.9	707.6	710.9	67.4	105.9
15°	701.5	704.3	697.3	698.3	698.8	696.7	697.6	99.2	205.1
20°	676.3	682.5	681.1	681.0	677.6	673.2	672.5	127.2	332.2
25°	609.5	618.9	627.5	636.4	634.5	625.9	617.8	145.0	477.3
30°	520.6	528.9	533.1	542.9	550.7	541.7	536.8	147.4	624.6
35°	450.5	455.7	444.2	436.3	445.0	443.0	435.2	139.8	764.4
40°	343.9	350.9	343.2	332.9	329.4	321.5	312.0	117.8	882.2
45°	178.2	185.2	190.8	192.2	186.9	176.3	167.1	71.3	953.5
50°	59.7	64.4	73.8	78.7	75.2	68.1	63.7	29.5	983.0
55°	15.6	18.5	24.7	31.2	26.2	20.2	17.4	10.3	993.3
60°	6.1	6.8	9.1	12.2	9.8	7.7	7.0	4.1	997.4
65°	2.1	2.4	3.4	4.3	3.8	3.0	2.8	1.6	999.0
70°	1.4	1.4	1.0	1.0	1.2	1.5	1.5	0.7	999.7
75°	0.3	0.4	0.3	0.4	0.4	0.5	0.4	0.2	999.9
80°	0.0	0.0	0.1	0.1	0.1	0.2	0.2	0.1	999.9
85°	0.0	0.0	0.1	0.1	0.1	0.2	0.2	0.1	1000.0
90°	0.0	0.0	0.0	0.0	0.0	0.0	0.0	0.0	1000.0
95°	0.0	0.0	0.0	0.0	0.0	0.0	0.0	0.0	1000.0
100°	0.0	0.0	0.0	0.0	0.0	0.0	0.0	0.0	1000.0
105°	0.0	0.0	0.0	0.0	0.0	0.0	0.0	0.0	1000.0
110°	0.0	0.0	0.0	0.0	0.0	0.0	0.0	0.0	1000.0
115°	0.0	0.0	0.0	0.0	0.0	0.0	0.0	0.0	1000.0
120°	0.0	0.0	0.0	0.0	0.0	0.0	0.0	0.0	1000.0
125°	0.0	0.0	0.0	0.0	0.0	0.0	0.0	0.0	1000.0
130°	0.0	0.0	0.0	0.0	0.0	0.0	0.0	0.0	1000.0
135°	0.0	0.0	0.0	0.0	0.0	0.0	0.0	0.0	1000.0
140°	0.0	0.0	0.0	0.0	0.0	0.0	0.0	0.0	1000.0
145°	0.0	0.0	0.0	0.0	0.0	0.0	0.0	0.0	1000.0
150°	0.0	0.0	0.0	0.0	0.0	0.0	0.0	0.0	1000.0
155°	0.0	0.0	0.0	0.0	0.0	0.0	0.0	0.0	1000.0
160°	0.0	0.0	0.0	0.0	0.0	0.0	0.0	0.0	1000.0
165°	0.0	0.0	0.0	0.0	0.0	0.0	0.0	0.0	1000.0
170°	0.0	0.0	0.0	0.0	0.0	0.0	0.0	0.0	1000.0
175°	0.0	0.0	0.0	0.0	0.0	0.0	0.0	0.0	1000.0
180°	0.0	0.0	0.0	0.0	0.0	0.0	0.0	0.0	1000.0

Lichttechnischer Prüfbefund

Familie Silica® 21	Bestell-Nr.: 51MX12DC4AWB EAN: 4058352907306	LP-Nummer 59266_170
------------------------------	---	-------------------------------

UGR-Tabelle		Standardraum									
		Blickrichtung quer zur Leuchte (C0)					Blickrichtung längs zur Leuchte (C90)				
Raumabmessungen											
x	y										
2H	2H	19,0	20,3	19,4	20,6	21,0	18,9	20,2	19,2	20,5	20,8
	3H	18,9	20,0	19,3	20,4	20,7	18,7	19,9	19,1	20,2	20,6
	4H	18,8	19,9	19,2	20,2	20,6	18,7	19,7	19,1	20,1	20,4
	6H	18,8	19,7	19,2	20,1	20,5	18,6	19,5	19,0	19,9	20,3
	8H	18,8	19,6	19,2	20,0	20,4	18,6	19,4	19,1	19,8	20,2
	12H	18,8	19,5	19,2	19,9	20,3	18,6	19,4	19,0	19,7	20,2
4H	2H	18,9	19,9	19,3	20,2	20,6	18,7	19,7	19,1	20,1	20,4
	3H	18,7	19,5	19,1	19,9	20,4	18,5	19,4	19,0	19,8	20,2
	4H	18,6	19,4	19,1	19,8	20,2	18,4	19,2	18,9	19,6	20,0
	6H	18,5	19,2	19,0	19,6	20,1	18,4	19,0	18,8	19,4	19,9
	8H	18,5	19,1	19,0	19,5	20,0	18,3	18,9	18,8	19,3	19,8
	12H	18,5	19,0	19,0	19,4	19,9	18,3	18,8	18,8	19,2	19,7
8H	4H	18,5	19,1	19,0	19,5	20,0	18,3	18,9	18,8	19,3	19,8
	6H	18,4	18,8	18,9	19,3	19,8	18,2	18,7	18,7	19,2	19,7
	8H	18,3	18,7	18,8	19,2	19,8	18,2	18,6	18,7	19,1	19,6
	12H	18,3	18,6	18,8	19,1	19,7	18,1	18,5	18,7	19,0	19,5
12H	4H	18,5	19,0	19,0	19,4	19,9	18,3	18,8	18,8	19,2	19,7
	6H	18,4	18,7	18,9	19,2	19,8	18,2	18,6	18,7	19,1	19,6
	8H	18,3	18,6	18,8	19,1	19,7	18,1	18,5	18,7	19,0	19,5

Leuchtdichten-Tabelle Max. für $\gamma \geq 65^\circ$	Lichttechnische Abmessungen in mm: L = 2940 B = 49
--	--

C-Ebenen	γ	Leuchtdichte in cd/m ²						
		0° 180°	15° 165° 195° 345°	30° 150° 210° 330°	45° 135° 225° 315°	60° 120° 240° 300°	75° 105° 255° 285°	90° 270°
45°		18893.8	19639.4	20224.8	20378.7	19816.4	18686.5	17719.1
50°		6967.4	7515.8	8602.9	9174.9	8765.7	7944.9	7434.7
55°		2040.2	2416.2	3223.4	4082.0	3422.4	2643.9	2274.9
60°		914.5	1022.3	1370.7	1828.8	1475.1	1154.2	1044.6
65°		373.2	429.1	595.7	753.9	671.6	529.3	489.2
70°		297.0	310.2	229.3	215.0	259.3	333.6	336.2
75°		82.6	110.1	89.5	125.7	115.3	137.9	120.5
80°		20.7	20.7	30.7	46.2	61.7	71.7	82.0
85°		20.6	36.1	45.6	81.7	117.8	142.8	153.1

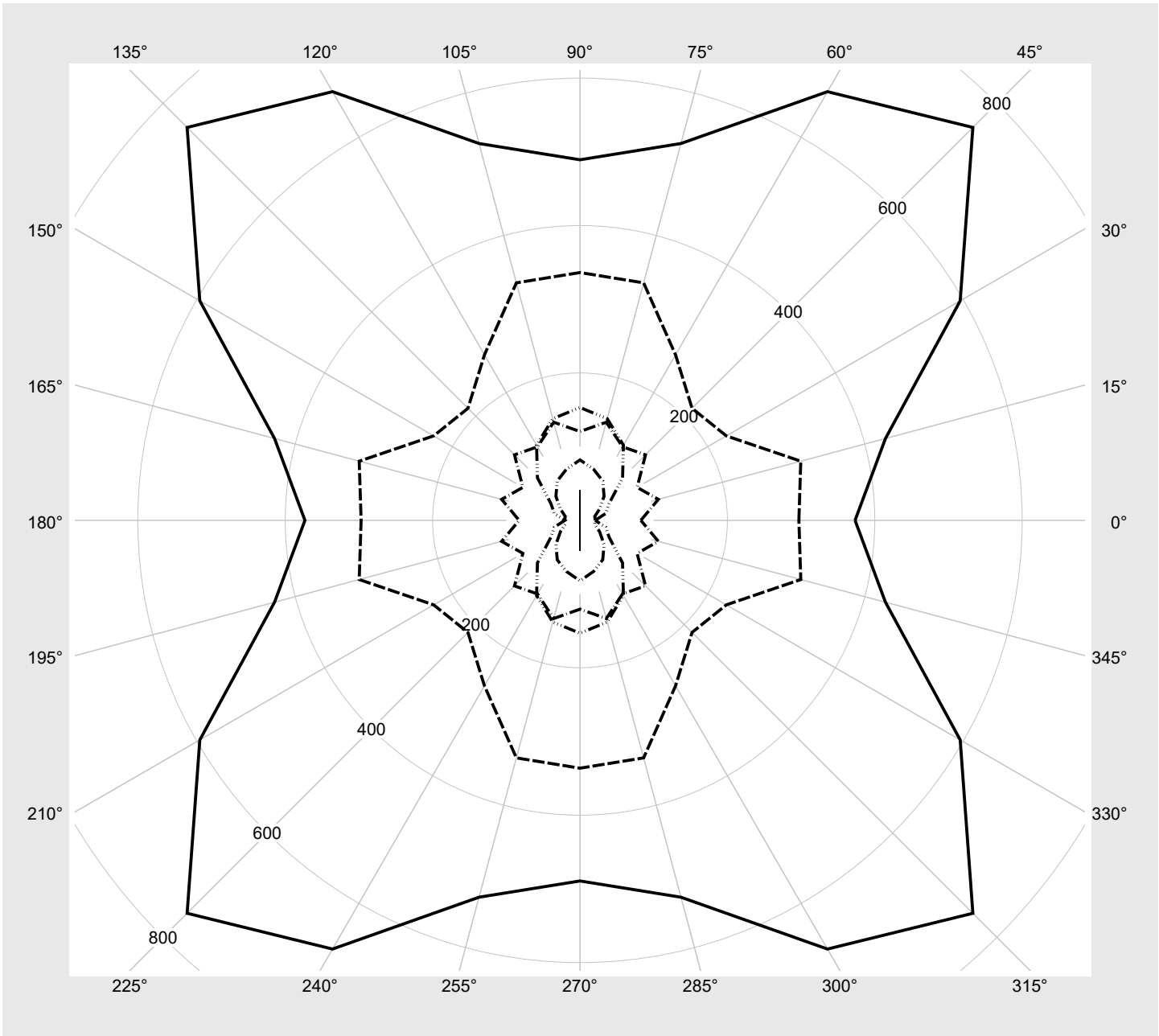
Lichttechnischer Prüfbefund

Familie Silica® 21	Bestell-Nr.: 51MX12DC4AWB EAN: 4058352907306	LP-Nummer 59266_170
-------------------------------------	---	--------------------------------------

Leuchtdichten in cd/m²

γ 65°	γ 70°	γ 75°	γ 80°	γ 85°
--------------	--------------	--------------	--------------	--------------

siteco



Lichttechnischer Prüfbefund

Familie Silica® 21	Bestell-Nr.: 51MX12DC4AWB EAN: 4058352907306	LP-Nummer 59266_170
------------------------------	---	--------------------------------------

Dimmstufen-Tabelle	Umgebungstemperatur: 25°C	sITeco
---------------------------	---------------------------	---------------

Lichtstrom [%]	Dimmstufe linear	Dimmstufe logarithmisch	Lichtstrom [lm]	Systemleistung [W]
100	254	254	10800	64.7
95	241	252	10278	61.5
90	227	250	9708	58.0
85	214	248	9179	54.9
80	201	245	8646	51.7
75	188	243	8110	48.5
70	175	240	7570	45.3
65	162	238	7026	42.2
60	149	234	6478	39.1
55	136	231	5925	35.9
50	124	228	5414	33.0
45	111	224	4857	29.8
40	99	219	4340	26.9
35	86	214	3777	23.9
30	74	209	3254	21.1
25	61	202	2685	18.0
20	49	194	2158	15.1
15	37	183	1625	12.1
10	25	169	1093	9.3
5	13	145	558	5.9
3	8	127	335	4.1