


Lichttechnischer Prüfbefund

Familie
Silica® 21

Bestell-Nr.: 51MX13DA44WB
EAN: 4058352907344

LP-Nummer
59330_254



Ausführung Einbauleuchte, homogen leuchtend, Prismenabdeckung, direkt strahlend, extrem breit strahlend, $UGR \leq 19$ ($L65 \leq 3000 \text{cd/m}^2$)

Bestückung LED 4000 K | CRI ≥ 80

Betriebsgerät EVG-DALI

Bemessungswerte Nettolichtstrom = 3280 lm
Systemleistung = 22.4 W
Lichtausbeute = 146.4 lm/W

Seriendokumentation
02.08.2023

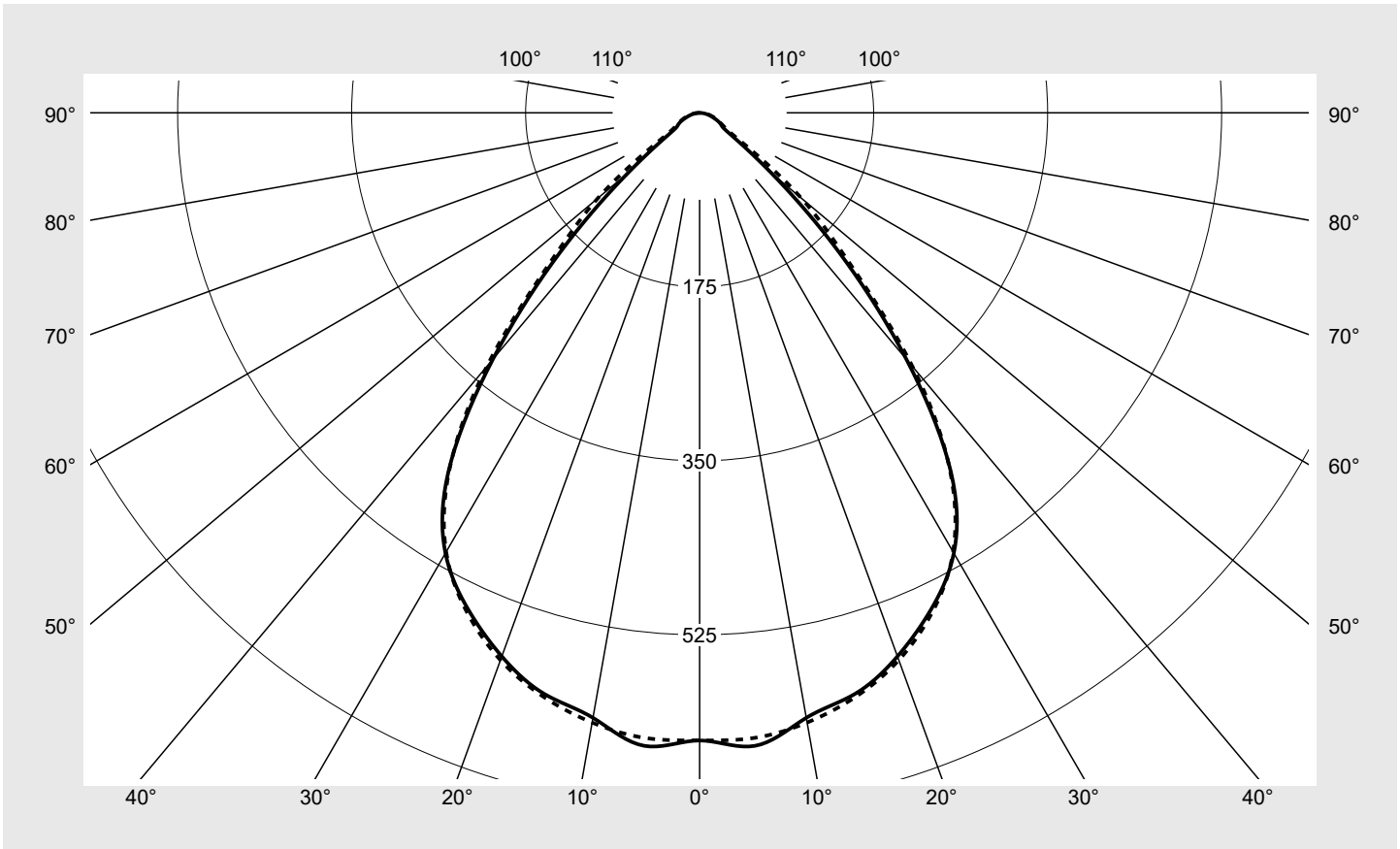
siteco

Lichtstärke in cd/klm

C180-0

C270-90

Imax: 642 cd/klm



Klassifizierungen

DIN 5040 A 6 0
CIE N1=78 N2=96 N3=99
N4=100 N5=100

Leuchtenbetriebswirkungsgrade

η_{LB} 100,0%
 ϕ_u 100,0%
 ϕ_o 0,0%

Messbedingungen

DIN EN 13032 und DIN 5032

Lichttechnischer Prüfbefund

Familie Silica® 21	Bestell-Nr.: 51MX13DA44WB EAN: 4058352907344	LP-Nummer 59330_254
Wertetabelle Lichtstärkemessung		Maximale Lichtstärke
		sITeco

C- Ebenen	0° 180°	15°	30°	45°	60°	75°	90° 270°	Phi-Zone	Summe Phi-Zone
		165° 195° 345°	150° 210° 330°	135° 225° 315°	120° 240° 300°	105° 255° 285°			
Lichtstärke in cd/klm								Lichtstrom in lm/klm	
γ									
0°	631.2	631.2	631.2	631.2	631.2	631.2	631.2	3.8	3.8
5°	639.0	636.9	635.8	640.8	642.0	634.8	631.1	30.5	34.2
10°	617.8	615.8	612.2	616.7	624.6	629.4	622.7	59.0	93.2
15°	604.8	603.1	597.6	597.0	601.6	607.9	607.8	85.4	178.7
20°	581.7	581.2	575.6	575.6	576.2	579.7	585.7	108.5	287.2
25°	550.9	551.4	546.3	545.8	546.2	547.0	553.9	127.0	414.1
30°	511.3	512.1	506.5	506.8	506.5	506.0	509.9	139.2	553.4
35°	440.5	440.8	437.0	438.8	441.2	438.6	439.0	138.1	691.5
40°	323.4	324.8	326.1	329.4	332.6	332.8	333.0	115.9	807.4
45°	198.4	199.0	200.7	203.5	206.3	209.2	212.1	79.1	886.5
50°	93.9	108.5	122.0	111.2	100.2	119.3	133.6	47.2	933.7
55°	37.7	51.0	48.2	55.0	41.5	57.5	53.4	22.4	956.1
60°	25.5	26.5	28.2	26.2	26.1	27.8	29.0	12.8	968.9
65°	21.0	20.8	21.7	21.1	22.1	22.0	22.3	10.7	979.6
70°	15.2	15.5	16.2	16.1	16.4	16.6	17.4	8.3	987.9
75°	10.6	11.0	12.1	11.5	11.8	12.4	12.4	6.2	994.1
80°	6.4	6.8	7.5	8.1	7.5	8.4	8.5	4.1	998.3
85°	2.4	2.5	2.6	3.2	3.5	4.1	4.3	1.7	1000.0
90°	0.0	0.0	0.0	0.0	0.0	0.0	0.0	0.0	1000.0
95°	0.0	0.0	0.0	0.0	0.0	0.0	0.0	0.0	1000.0
100°	0.0	0.0	0.0	0.0	0.0	0.0	0.0	0.0	1000.0
105°	0.0	0.0	0.0	0.0	0.0	0.0	0.0	0.0	1000.0
110°	0.0	0.0	0.0	0.0	0.0	0.0	0.0	0.0	1000.0
115°	0.0	0.0	0.0	0.0	0.0	0.0	0.0	0.0	1000.0
120°	0.0	0.0	0.0	0.0	0.0	0.0	0.0	0.0	1000.0
125°	0.0	0.0	0.0	0.0	0.0	0.0	0.0	0.0	1000.0
130°	0.0	0.0	0.0	0.0	0.0	0.0	0.0	0.0	1000.0
135°	0.0	0.0	0.0	0.0	0.0	0.0	0.0	0.0	1000.0
140°	0.0	0.0	0.0	0.0	0.0	0.0	0.0	0.0	1000.0
145°	0.0	0.0	0.0	0.0	0.0	0.0	0.0	0.0	1000.0
150°	0.0	0.0	0.0	0.0	0.0	0.0	0.0	0.0	1000.0
155°	0.0	0.0	0.0	0.0	0.0	0.0	0.0	0.0	1000.0
160°	0.0	0.0	0.0	0.0	0.0	0.0	0.0	0.0	1000.0
165°	0.0	0.0	0.0	0.0	0.0	0.0	0.0	0.0	1000.0
170°	0.0	0.0	0.0	0.0	0.0	0.0	0.0	0.0	1000.0
175°	0.0	0.0	0.0	0.0	0.0	0.0	0.0	0.0	1000.0
180°	0.0	0.0	0.0	0.0	0.0	0.0	0.0	0.0	1000.0

Lichttechnischer Prüfbefund

Familie Silica® 21	Bestell-Nr.: 51MX13DA44WB EAN: 4058352907344	LP-Nummer 59330_254
------------------------------	---	-------------------------------

UGR-Tabelle		Standardraum									
		Blickrichtung quer zur Leuchte (C0)					Blickrichtung längs zur Leuchte (C90)				
Raumabmessungen											
x	y										
2H	2H	18,4	19,8	18,8	20,1	20,4	18,6	20,0	19,0	20,3	20,6
	3H	18,5	19,7	18,9	20,0	20,4	18,7	19,9	19,1	20,3	20,6
	4H	18,5	19,7	18,9	20,0	20,4	18,8	19,9	19,2	20,3	20,6
	6H	18,6	19,6	19,0	19,9	20,3	18,9	19,9	19,3	20,2	20,6
	8H	18,6	19,5	19,1	19,9	20,3	19,0	19,9	19,4	20,2	20,6
	12H	18,6	19,5	19,1	19,9	20,3	19,0	19,8	19,4	20,2	20,6
4H	2H	18,4	19,5	18,8	19,8	20,2	18,6	19,7	19,0	20,0	20,4
	3H	18,5	19,4	18,9	19,8	20,2	18,7	19,7	19,2	20,0	20,5
	4H	18,6	19,4	19,0	19,8	20,3	18,8	19,7	19,3	20,1	20,5
	6H	18,7	19,4	19,1	19,8	20,3	19,0	19,7	19,4	20,1	20,6
	8H	18,7	19,3	19,2	19,8	20,3	19,0	19,7	19,5	20,1	20,6
	12H	18,7	19,3	19,2	19,7	20,2	19,1	19,7	19,6	20,1	20,6
8H	4H	18,6	19,2	19,1	19,7	20,2	18,8	19,5	19,3	19,9	20,4
	6H	18,7	19,2	19,2	19,7	20,2	19,0	19,5	19,5	20,0	20,5
	8H	18,8	19,2	19,3	19,7	20,2	19,1	19,6	19,6	20,1	20,6
	12H	18,8	19,2	19,3	19,7	20,2	19,2	19,6	19,7	20,1	20,6
12H	4H	18,6	19,1	19,1	19,6	20,1	18,8	19,4	19,3	19,8	20,3
	6H	18,7	19,2	19,3	19,7	20,2	19,0	19,5	19,5	20,0	20,5
	8H	18,8	19,2	19,3	19,7	20,2	19,1	19,5	19,7	20,0	20,6

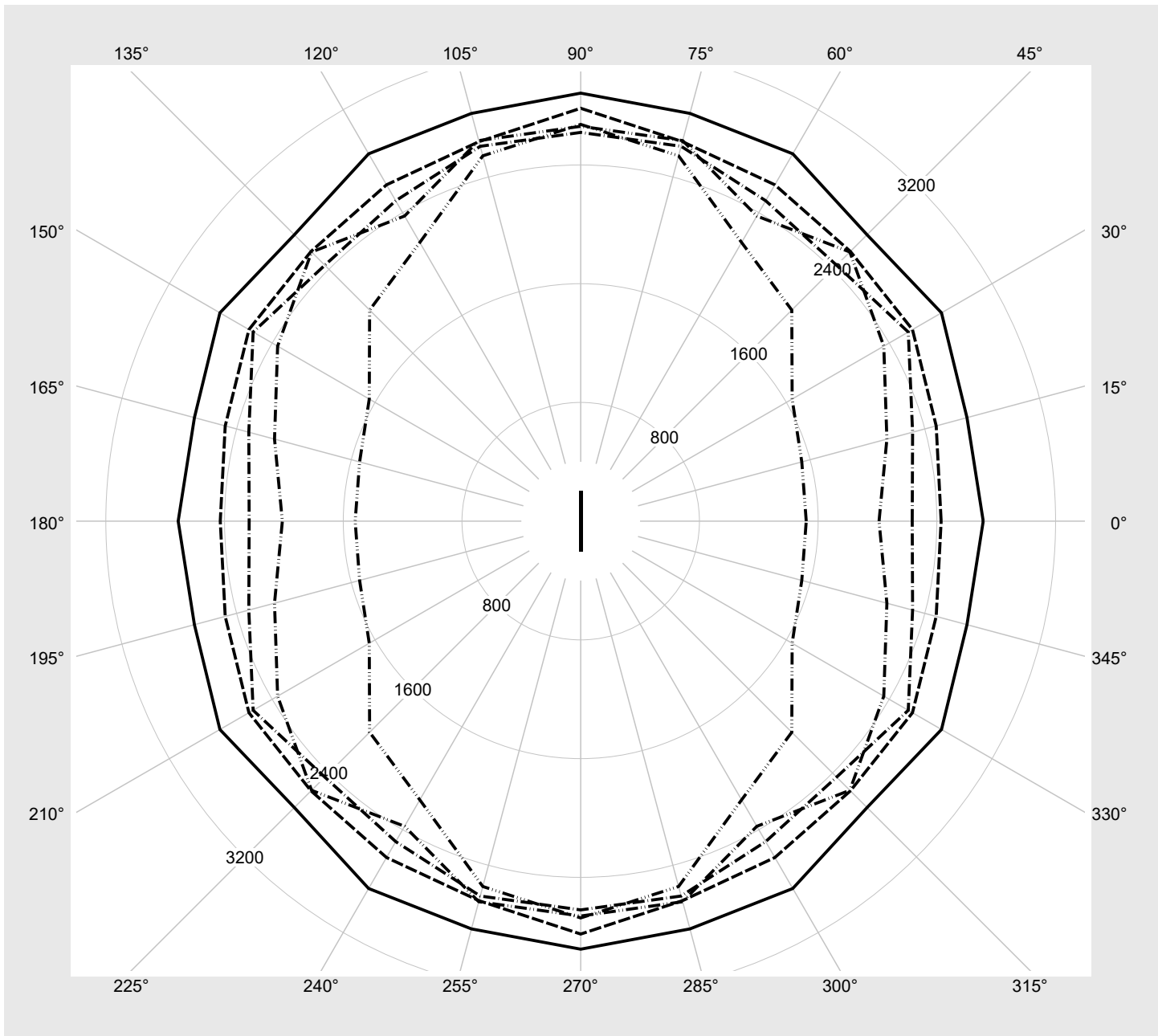
Leuchtdichten-Tabelle Max. für $\gamma \geq 65^\circ$	Lichttechnische Abmessungen in mm: L = 1200 B = 50
--	--

C-Ebenen	γ	Leuchtdichte in cd/m ²						
		0° 180°	15° 165° 195° 345°	30° 150° 210° 330°	45° 135° 225° 315°	60° 120° 240° 300°	75° 105° 255° 285°	90° 270°
45°		15337.1	15386.8	15516.8	15733.4	15947.7	16176.3	16396.2
50°		7985.6	9225.1	10377.4	9461.0	8525.0	10144.7	11360.6
55°		3593.5	4859.8	4595.5	5239.5	3952.2	5476.5	5093.4
60°		2786.7	2901.2	3078.1	2859.1	2851.3	3042.2	3168.5
65°		2712.4	2694.8	2807.3	2728.9	2858.0	2844.2	2883.9
70°		2428.8	2480.0	2581.5	2570.0	2616.8	2647.5	2781.9
75°		2234.0	2315.3	2548.7	2438.7	2493.0	2614.9	2619.3
80°		2010.4	2136.0	2358.3	2564.8	2374.0	2654.5	2660.5
85°		1519.8	1542.4	1645.2	2011.5	2168.3	2548.4	2673.3

Lichttechnischer Prüfbefund

Familie Silica® 21	Bestell-Nr.: 51MX13DA44WB EAN: 4058352907344	LP-Nummer 59330_254
-------------------------------------	---	--------------------------------------

Leuchtdichten in cd/m² γ 65° γ 70° γ 75° γ 80° γ 85° **siteco**



Lichttechnischer Prüfbefund

Familie Silica® 21	Bestell-Nr.: 51MX13DA44WB EAN: 4058352907344	LP-Nummer 59330_254
-------------------------------------	---	--------------------------------------

Dimmstufen-Tabelle	Umgebungstemperatur: 25°C	sITeco
---------------------------	---------------------------	---------------

Lichtstrom [%]	Dimmstufe linear	Dimmstufe logarithmisch	Lichtstrom [lm]	Systemleistung [W]
100	254	254	3280	22.4
95	241	252	3120	21.3
90	227	250	2947	20.1
85	214	248	2786	18.9
80	201	245	2623	17.7
75	188	243	2459	16.6
70	175	240	2295	15.4
65	162	238	2128	14.4
60	149	234	1962	13.2
55	137	231	1808	12.2
50	124	228	1639	11.0
45	111	224	1470	10.0
40	99	219	1313	8.9
35	86	214	1142	7.9
30	74	209	984	6.9
25	62	202	825	6.0
20	49	194	651	4.8
15	37	183	490	3.9
10	25	169	329	2.9
5	13	145	168	1.8
3	9	132	114	1.2