


Lichttechnischer Prüfbefund

Familie
Silica® 21

Bestell-Nr.: 51MX13DC3AWB
EAN: 4058352907405

LP-Nummer
59330_259



Ausführung Einbauleuchte, homogen leuchtend, Prismenabdeckung, direkt strahlend, extrem breit strahlend, $UGR \leq 19$ ($L65 \leq 3000 \text{cd/m}^2$)

Bestückung LED 3000 K | CRI ≥ 80

Betriebsgerät EVG-DALI

Bemessungswerte Nettolichtstrom = 8200 lm
Systemleistung = 62.2 W
Lichtausbeute = 131.8 lm/W

Seriendokumentation
02.08.2023

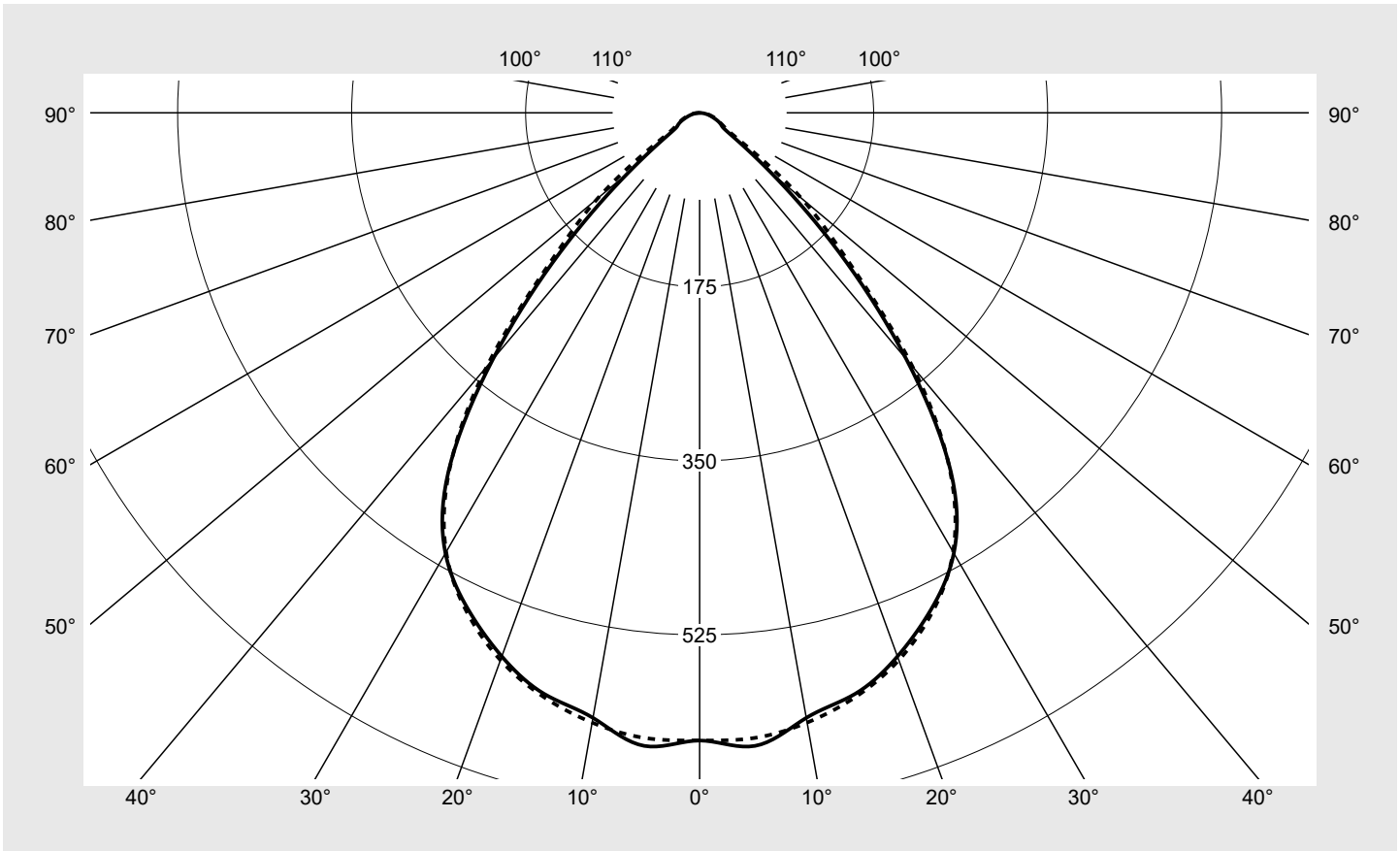
siteco

Lichtstärke in cd/klm

C180-0

C270-90

Imax: 642 cd/klm



Klassifizierungen

DIN 5040 A 6 0
CIE N1=78 N2=96 N3=99
N4=100 N5=100

Leuchtenbetriebswirkungsgrade

η_{LB} 100,0%
 ϕ_u 100,0%
 ϕ_o 0,0%

Messbedingungen

DIN EN 13032 und DIN 5032

Lichttechnischer Prüfbefund

Familie Silica® 21	Bestell-Nr.: 51MX13DC3AWB EAN: 4058352907405	LP-Nummer 59330_259
-------------------------------------	---	--------------------------------------

Wertetabelle Lichtstärkemessung	Maximale Lichtstärke	sITeco
--	-----------------------------	---------------

C- Ebenen	0° 180°	15°	30°	45°	60°	75°	90° 270°	Phi-Zone	Summe Phi-Zone
		165° 195° 345°	150° 210° 330°	135° 225° 315°	120° 240° 300°	105° 255° 285°			
Lichtstärke in cd/klm									
Lichtstrom in lm/klm									
γ									
0°	631.2	631.2	631.2	631.2	631.2	631.2	631.2	3.8	3.8
5°	639.0	636.9	635.8	640.8	642.0	634.8	631.1	30.5	34.2
10°	617.8	615.8	612.2	616.7	624.6	629.4	622.7	59.0	93.2
15°	604.8	603.1	597.6	597.0	601.6	607.9	607.8	85.4	178.7
20°	581.7	581.2	575.6	575.6	576.2	579.7	585.7	108.5	287.2
25°	550.9	551.4	546.3	545.8	546.2	547.0	553.9	127.0	414.1
30°	511.3	512.1	506.5	506.8	506.5	506.0	509.9	139.2	553.4
35°	440.5	440.8	437.0	438.8	441.2	438.6	439.0	138.1	691.5
40°	323.4	324.8	326.1	329.4	332.6	332.8	333.0	115.9	807.4
45°	198.4	199.0	200.7	203.5	206.3	209.2	212.1	79.1	886.5
50°	93.9	108.5	122.0	111.2	100.2	119.3	133.6	47.2	933.7
55°	37.7	51.0	48.2	55.0	41.5	57.5	53.4	22.4	956.1
60°	25.5	26.5	28.2	26.2	26.1	27.8	29.0	12.8	968.9
65°	21.0	20.8	21.7	21.1	22.1	22.0	22.3	10.7	979.6
70°	15.2	15.5	16.2	16.1	16.4	16.6	17.4	8.3	987.9
75°	10.6	11.0	12.1	11.5	11.8	12.4	12.4	6.2	994.1
80°	6.4	6.8	7.5	8.1	7.5	8.4	8.5	4.1	998.3
85°	2.4	2.5	2.6	3.2	3.5	4.1	4.3	1.7	1000.0
90°	0.0	0.0	0.0	0.0	0.0	0.0	0.0	0.0	1000.0
95°	0.0	0.0	0.0	0.0	0.0	0.0	0.0	0.0	1000.0
100°	0.0	0.0	0.0	0.0	0.0	0.0	0.0	0.0	1000.0
105°	0.0	0.0	0.0	0.0	0.0	0.0	0.0	0.0	1000.0
110°	0.0	0.0	0.0	0.0	0.0	0.0	0.0	0.0	1000.0
115°	0.0	0.0	0.0	0.0	0.0	0.0	0.0	0.0	1000.0
120°	0.0	0.0	0.0	0.0	0.0	0.0	0.0	0.0	1000.0
125°	0.0	0.0	0.0	0.0	0.0	0.0	0.0	0.0	1000.0
130°	0.0	0.0	0.0	0.0	0.0	0.0	0.0	0.0	1000.0
135°	0.0	0.0	0.0	0.0	0.0	0.0	0.0	0.0	1000.0
140°	0.0	0.0	0.0	0.0	0.0	0.0	0.0	0.0	1000.0
145°	0.0	0.0	0.0	0.0	0.0	0.0	0.0	0.0	1000.0
150°	0.0	0.0	0.0	0.0	0.0	0.0	0.0	0.0	1000.0
155°	0.0	0.0	0.0	0.0	0.0	0.0	0.0	0.0	1000.0
160°	0.0	0.0	0.0	0.0	0.0	0.0	0.0	0.0	1000.0
165°	0.0	0.0	0.0	0.0	0.0	0.0	0.0	0.0	1000.0
170°	0.0	0.0	0.0	0.0	0.0	0.0	0.0	0.0	1000.0
175°	0.0	0.0	0.0	0.0	0.0	0.0	0.0	0.0	1000.0
180°	0.0	0.0	0.0	0.0	0.0	0.0	0.0	0.0	1000.0

Lichttechnischer Prüfbefund

Familie Silica® 21	Bestell-Nr.: 51MX13DC3AWB EAN: 4058352907405	LP-Nummer 59330_259
------------------------------	---	-------------------------------

UGR-Tabelle		Standardraum									
		Blickrichtung quer zur Leuchte (C0)					Blickrichtung längs zur Leuchte (C90)				
Raumabmessungen											
x	y										
2H	2H	18,4	19,8	18,8	20,1	20,4	18,6	20,0	19,0	20,3	20,6
	3H	18,5	19,7	18,9	20,0	20,4	18,7	19,9	19,1	20,3	20,6
	4H	18,5	19,7	18,9	20,0	20,4	18,8	19,9	19,2	20,3	20,6
	6H	18,6	19,6	19,0	19,9	20,3	18,9	19,9	19,3	20,2	20,6
	8H	18,6	19,5	19,1	19,9	20,3	19,0	19,9	19,4	20,2	20,6
	12H	18,6	19,5	19,1	19,9	20,3	19,0	19,8	19,4	20,2	20,6
4H	2H	18,4	19,5	18,8	19,8	20,2	18,6	19,7	19,0	20,0	20,4
	3H	18,5	19,4	18,9	19,8	20,2	18,7	19,7	19,2	20,0	20,5
	4H	18,6	19,4	19,0	19,8	20,3	18,8	19,7	19,3	20,1	20,5
	6H	18,7	19,4	19,1	19,8	20,3	19,0	19,7	19,4	20,1	20,6
	8H	18,7	19,3	19,2	19,8	20,3	19,0	19,7	19,5	20,1	20,6
	12H	18,7	19,3	19,2	19,7	20,2	19,1	19,7	19,6	20,1	20,6
8H	4H	18,6	19,2	19,1	19,7	20,2	18,8	19,5	19,3	19,9	20,4
	6H	18,7	19,2	19,2	19,7	20,2	19,0	19,5	19,5	20,0	20,5
	8H	18,8	19,2	19,3	19,7	20,2	19,1	19,6	19,6	20,1	20,6
	12H	18,8	19,2	19,3	19,7	20,2	19,2	19,6	19,7	20,1	20,6
12H	4H	18,6	19,1	19,1	19,6	20,1	18,8	19,4	19,3	19,8	20,3
	6H	18,7	19,2	19,3	19,7	20,2	19,0	19,5	19,5	20,0	20,5
	8H	18,8	19,2	19,3	19,7	20,2	19,1	19,5	19,7	20,0	20,6

Leuchtdichten-Tabelle Max. für $\gamma \geq 65^\circ$

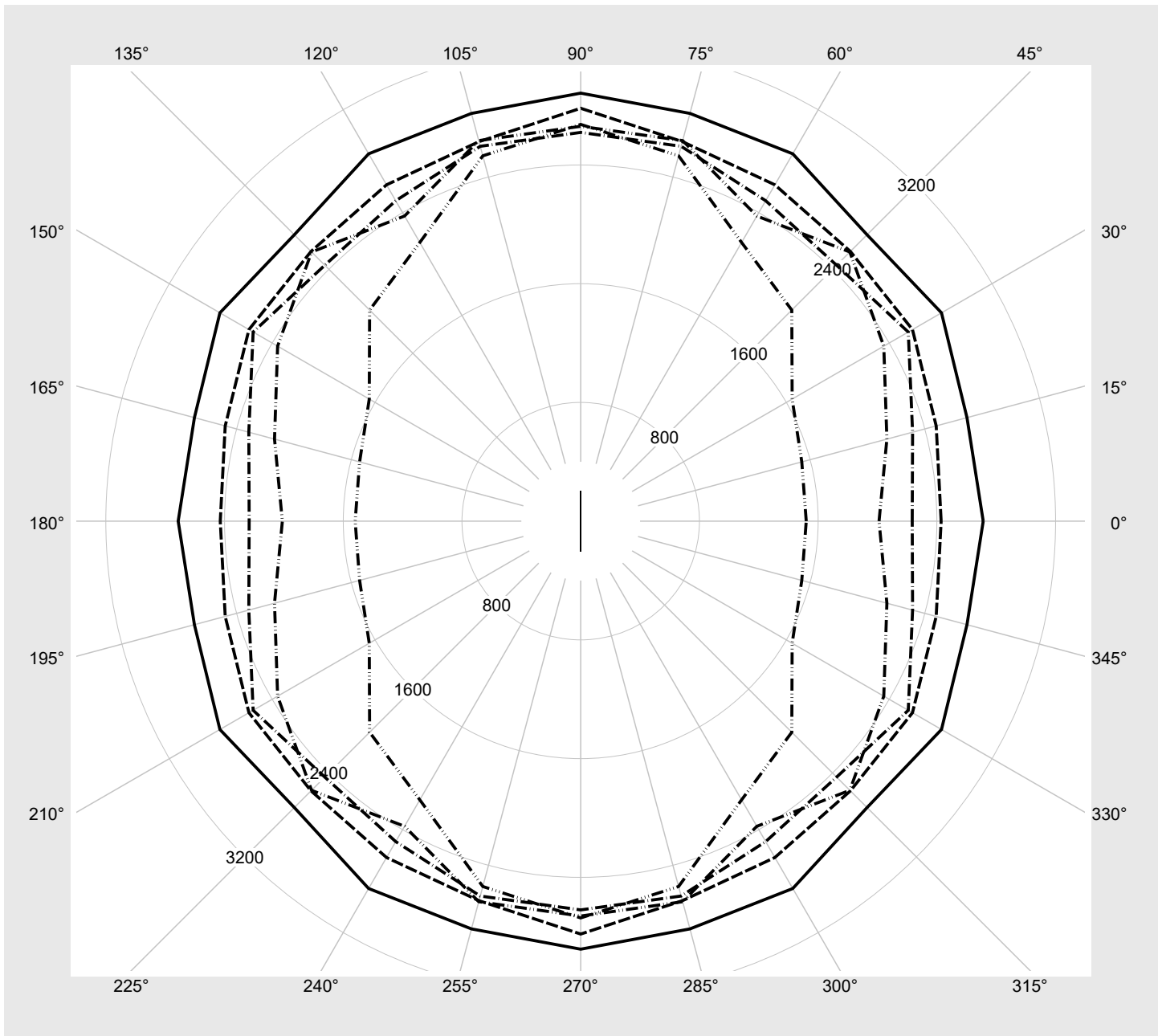
Lichttechnische Abmessungen in mm: L = 3000, B = 50

C-Ebenen	γ	Leuchtdichte in cd/m ²						
		0° 180°	15° 165° 195° 345°	30° 150° 210° 330°	45° 135° 225° 315°	60° 120° 240° 300°	75° 105° 255° 285°	90° 270°
45°		15337.1	15386.8	15516.8	15733.4	15947.7	16176.3	16396.2
50°		7985.6	9225.1	10377.4	9461.0	8525.0	10144.7	11360.6
55°		3593.5	4859.8	4595.5	5239.5	3952.2	5476.5	5093.4
60°		2786.7	2901.2	3078.1	2859.1	2851.3	3042.2	3168.5
65°		2712.4	2694.8	2807.3	2728.9	2858.0	2844.2	2883.9
70°		2428.8	2480.0	2581.5	2570.0	2616.8	2647.5	2781.9
75°		2234.0	2315.3	2548.7	2438.7	2493.0	2614.9	2619.3
80°		2010.4	2136.0	2358.3	2564.8	2374.0	2654.5	2660.5
85°		1519.8	1542.4	1645.2	2011.5	2168.3	2548.4	2673.3

Lichttechnischer Prüfbefund

Familie Silica® 21	Bestell-Nr.: 51MX13DC3AWB EAN: 4058352907405	LP-Nummer 59330_259
-------------------------------------	---	--------------------------------------

Leuchtdichten in cd/m² γ 65° γ 70° γ 75° γ 80° γ 85° **siteco**



Lichttechnischer Prüfbefund

Familie Silica® 21	Bestell-Nr.: 51MX13DC3AWB EAN: 4058352907405	LP-Nummer 59330_259
------------------------------	---	--------------------------------------

Dimmstufen-Tabelle	Umgebungstemperatur: 25°C	sITeco
---------------------------	---------------------------	---------------

Lichtstrom [%]	Dimmstufe linear	Dimmstufe logarithmisch	Lichtstrom [lm]	Systemleistung [W]
100	254	254	8200	62.2
95	241	252	7800	59.0
90	227	250	7370	55.8
85	214	248	6968	52.6
80	201	245	6564	49.6
75	188	243	6157	46.5
70	175	240	5746	43.5
65	162	238	5333	40.4
60	149	234	4915	37.4
55	136	231	4497	34.4
50	124	228	4109	31.4
45	111	224	3686	28.4
40	99	219	3294	25.7
35	86	214	2866	22.6
30	74	209	2469	19.9
25	61	202	2038	17.0
20	49	194	1636	14.2
15	37	183	1232	11.4
10	25	169	828	8.8
5	13	145	423	6.0
2	6	117	185	4.3