


Lichttechnischer Prüfbefund

Familie
Silica® 21

Bestell-Nr.: 51MX13DC4AWB
EAN: 4058352907429

LP-Nummer
59330_258



Ausführung Einbauleuchte, homogen leuchtend, Prismenabdeckung, direkt strahlend, extrem breit strahlend, $UGR \leq 19$ ($L65 \leq 3000 \text{ cd/m}^2$)

Bestückung LED 4000 K | CRI ≥ 80

Betriebsgerät EVG-DALI

Bemessungswerte Nettolichtstrom = 8200 lm
Systemleistung = 58.2 W
Lichtausbeute = 140.9 lm/W

Seriendokumentation
02.08.2023

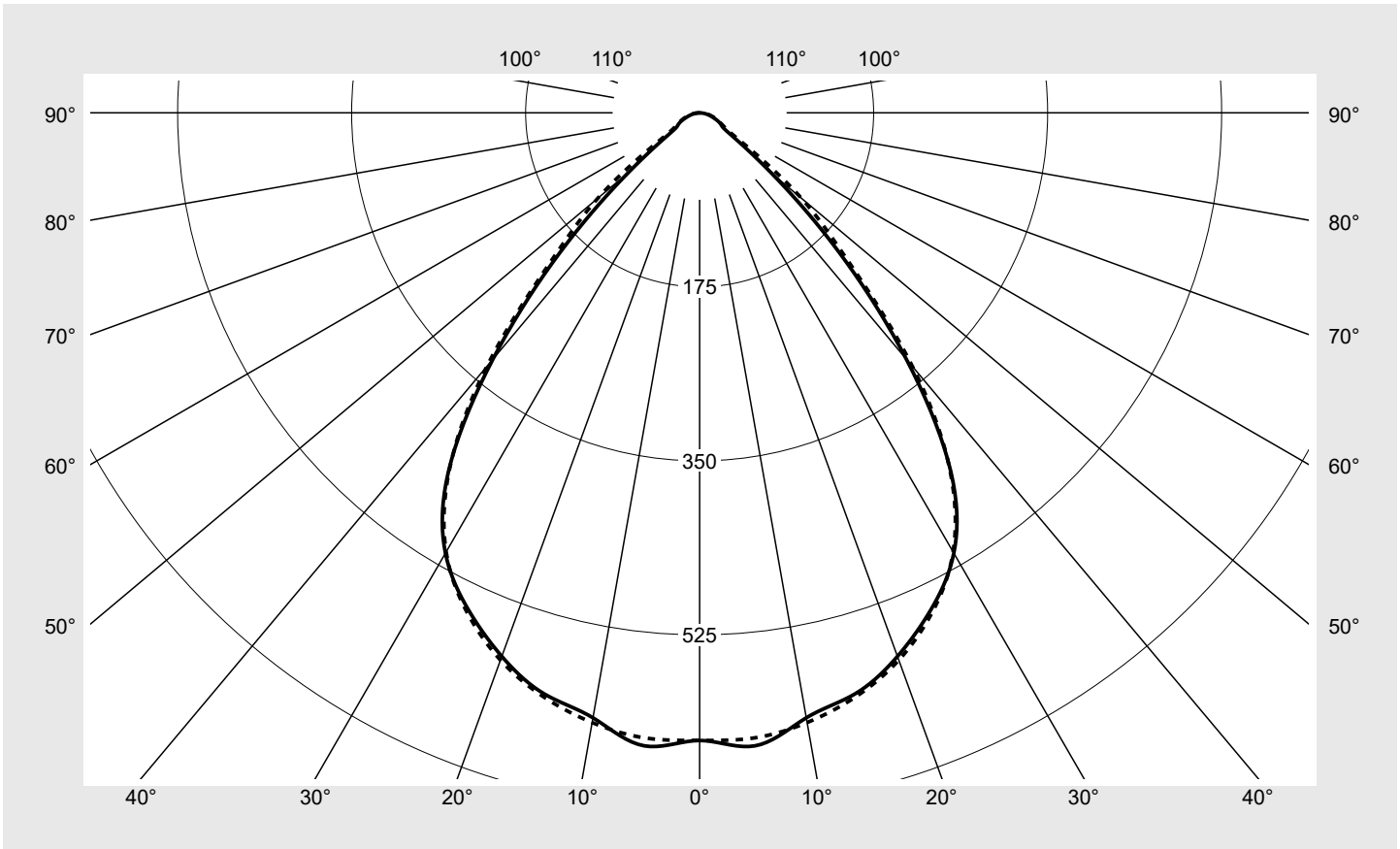
siteco

Lichtstärke in cd/klm

C180-0

C270-90

Imax: 642 cd/klm



Klassifizierungen

DIN 5040 A 6 0
CIE N1=78 N2=96 N3=99
N4=100 N5=100

Leuchtenbetriebswirkungsgrade

η_{LB} 100,0%
 ϕ_u 100,0%
 ϕ_o 0,0%

Messbedingungen

DIN EN 13032 und DIN 5032

Lichttechnischer Prüfbefund

Familie Silica® 21	Bestell-Nr.: 51MX13DC4AWB EAN: 4058352907429	LP-Nummer 59330_258
Wertetabelle Lichtstärkemessung		Maximale Lichtstärke
		siteco

C- Ebenen	0° 180°	15°	30°	45°	60°	75°	90° 270°	Phi-Zone	Summe Phi-Zone
		165° 195° 345°	150° 210° 330°	135° 225° 315°	120° 240° 300°	105° 255° 285°			
Lichtstärke in cd/klm								Lichtstrom in lm/klm	
γ									
0°	631.2	631.2	631.2	631.2	631.2	631.2	631.2	3.8	3.8
5°	639.0	636.9	635.8	640.8	642.0	634.8	631.1	30.5	34.2
10°	617.8	615.8	612.2	616.7	624.6	629.4	622.7	59.0	93.2
15°	604.8	603.1	597.6	597.0	601.6	607.9	607.8	85.4	178.7
20°	581.7	581.2	575.6	575.6	576.2	579.7	585.7	108.5	287.2
25°	550.9	551.4	546.3	545.8	546.2	547.0	553.9	127.0	414.1
30°	511.3	512.1	506.5	506.8	506.5	506.0	509.9	139.2	553.4
35°	440.5	440.8	437.0	438.8	441.2	438.6	439.0	138.1	691.5
40°	323.4	324.8	326.1	329.4	332.6	332.8	333.0	115.9	807.4
45°	198.4	199.0	200.7	203.5	206.3	209.2	212.1	79.1	886.5
50°	93.9	108.5	122.0	111.2	100.2	119.3	133.6	47.2	933.7
55°	37.7	51.0	48.2	55.0	41.5	57.5	53.4	22.4	956.1
60°	25.5	26.5	28.2	26.2	26.1	27.8	29.0	12.8	968.9
65°	21.0	20.8	21.7	21.1	22.1	22.0	22.3	10.7	979.6
70°	15.2	15.5	16.2	16.1	16.4	16.6	17.4	8.3	987.9
75°	10.6	11.0	12.1	11.5	11.8	12.4	12.4	6.2	994.1
80°	6.4	6.8	7.5	8.1	7.5	8.4	8.5	4.1	998.3
85°	2.4	2.5	2.6	3.2	3.5	4.1	4.3	1.7	1000.0
90°	0.0	0.0	0.0	0.0	0.0	0.0	0.0	0.0	1000.0
95°	0.0	0.0	0.0	0.0	0.0	0.0	0.0	0.0	1000.0
100°	0.0	0.0	0.0	0.0	0.0	0.0	0.0	0.0	1000.0
105°	0.0	0.0	0.0	0.0	0.0	0.0	0.0	0.0	1000.0
110°	0.0	0.0	0.0	0.0	0.0	0.0	0.0	0.0	1000.0
115°	0.0	0.0	0.0	0.0	0.0	0.0	0.0	0.0	1000.0
120°	0.0	0.0	0.0	0.0	0.0	0.0	0.0	0.0	1000.0
125°	0.0	0.0	0.0	0.0	0.0	0.0	0.0	0.0	1000.0
130°	0.0	0.0	0.0	0.0	0.0	0.0	0.0	0.0	1000.0
135°	0.0	0.0	0.0	0.0	0.0	0.0	0.0	0.0	1000.0
140°	0.0	0.0	0.0	0.0	0.0	0.0	0.0	0.0	1000.0
145°	0.0	0.0	0.0	0.0	0.0	0.0	0.0	0.0	1000.0
150°	0.0	0.0	0.0	0.0	0.0	0.0	0.0	0.0	1000.0
155°	0.0	0.0	0.0	0.0	0.0	0.0	0.0	0.0	1000.0
160°	0.0	0.0	0.0	0.0	0.0	0.0	0.0	0.0	1000.0
165°	0.0	0.0	0.0	0.0	0.0	0.0	0.0	0.0	1000.0
170°	0.0	0.0	0.0	0.0	0.0	0.0	0.0	0.0	1000.0
175°	0.0	0.0	0.0	0.0	0.0	0.0	0.0	0.0	1000.0
180°	0.0	0.0	0.0	0.0	0.0	0.0	0.0	0.0	1000.0

Lichttechnischer Prüfbefund

Familie Silica® 21	Bestell-Nr.: 51MX13DC4AWB EAN: 4058352907429	LP-Nummer 59330_258
------------------------------	---	-------------------------------

UGR-Tabelle		Standardraum									
		Blickrichtung quer zur Leuchte (C0)					Blickrichtung längs zur Leuchte (C90)				
Raumabmessungen											
x	y										
2H	2H	18,4	19,8	18,8	20,1	20,4	18,6	20,0	19,0	20,3	20,6
	3H	18,5	19,7	18,9	20,0	20,4	18,7	19,9	19,1	20,3	20,6
	4H	18,5	19,7	18,9	20,0	20,4	18,8	19,9	19,2	20,3	20,6
	6H	18,6	19,6	19,0	19,9	20,3	18,9	19,9	19,3	20,2	20,6
	8H	18,6	19,5	19,1	19,9	20,3	19,0	19,9	19,4	20,2	20,6
	12H	18,6	19,5	19,1	19,9	20,3	19,0	19,8	19,4	20,2	20,6
4H	2H	18,4	19,5	18,8	19,8	20,2	18,6	19,7	19,0	20,0	20,4
	3H	18,5	19,4	18,9	19,8	20,2	18,7	19,7	19,2	20,0	20,5
	4H	18,6	19,4	19,0	19,8	20,3	18,8	19,7	19,3	20,1	20,5
	6H	18,7	19,4	19,1	19,8	20,3	19,0	19,7	19,4	20,1	20,6
	8H	18,7	19,3	19,2	19,8	20,3	19,0	19,7	19,5	20,1	20,6
	12H	18,7	19,3	19,2	19,7	20,2	19,1	19,7	19,6	20,1	20,6
8H	4H	18,6	19,2	19,1	19,7	20,2	18,8	19,5	19,3	19,9	20,4
	6H	18,7	19,2	19,2	19,7	20,2	19,0	19,5	19,5	20,0	20,5
	8H	18,8	19,2	19,3	19,7	20,2	19,1	19,6	19,6	20,1	20,6
	12H	18,8	19,2	19,3	19,7	20,2	19,2	19,6	19,7	20,1	20,6
12H	4H	18,6	19,1	19,1	19,6	20,1	18,8	19,4	19,3	19,8	20,3
	6H	18,7	19,2	19,3	19,7	20,2	19,0	19,5	19,5	20,0	20,5
	8H	18,8	19,2	19,3	19,7	20,2	19,1	19,5	19,7	20,0	20,6

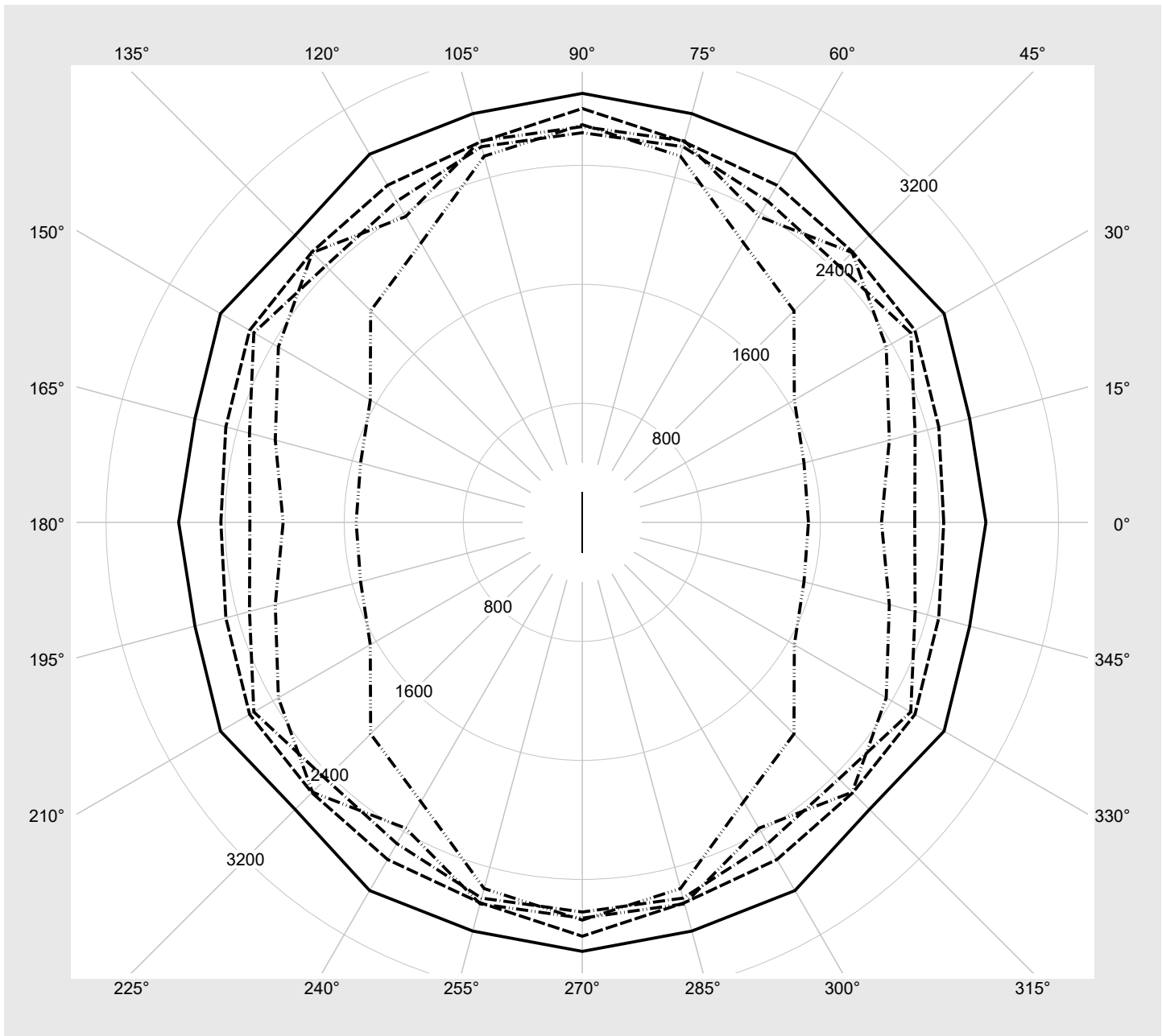
Leuchtdichten-Tabelle Max. für $\gamma \geq 65^\circ$	Lichttechnische Abmessungen in mm: L = 3000 B = 50
--	--

C-Ebenen	γ	Leuchtdichte in cd/m ²						
		0° 180°	15° 165° 195° 345°	30° 150° 210° 330°	45° 135° 225° 315°	60° 120° 240° 300°	75° 105° 255° 285°	90° 270°
45°		15337.1	15386.8	15516.8	15733.4	15947.7	16176.3	16396.2
50°		7985.6	9225.1	10377.4	9461.0	8525.0	10144.7	11360.6
55°		3593.5	4859.8	4595.5	5239.5	3952.2	5476.5	5093.4
60°		2786.7	2901.2	3078.1	2859.1	2851.3	3042.2	3168.5
65°		2712.4	2694.8	2807.3	2728.9	2858.0	2844.2	2883.9
70°		2428.8	2480.0	2581.5	2570.0	2616.8	2647.5	2781.9
75°		2234.0	2315.3	2548.7	2438.7	2493.0	2614.9	2619.3
80°		2010.4	2136.0	2358.3	2564.8	2374.0	2654.5	2660.5
85°		1519.8	1542.4	1645.2	2011.5	2168.3	2548.4	2673.3

Lichttechnischer Prüfbefund

Familie Silica® 21	Bestell-Nr.: 51MX13DC4AWB EAN: 4058352907429	LP-Nummer 59330_258
-------------------------------------	---	--------------------------------------

Leuchtdichten in cd/m² γ 65° γ 70° γ 75° γ 80° γ 85° **siteco**



Lichttechnischer Prüfbefund

Familie Silica® 21	Bestell-Nr.: 51MX13DC4AWB EAN: 4058352907429	LP-Nummer 59330_258
------------------------------	---	--------------------------------------

Dimmstufen-Tabelle	Umgebungstemperatur: 25°C	sITeco
---------------------------	---------------------------	---------------

Lichtstrom [%]	Dimmstufe linear	Dimmstufe logarithmisch	Lichtstrom [lm]	Systemleistung [W]
100	254	254	8200	58.2
95	241	252	7800	55.4
90	227	250	7368	52.3
85	214	248	6963	49.4
80	201	245	6556	46.5
75	188	243	6146	43.7
70	175	240	5734	40.8
65	162	238	5318	38.1
60	150	235	4933	35.4
55	137	231	4515	32.4
50	124	228	4094	29.6
45	112	224	3704	27.0
40	99	219	3279	24.2
35	87	215	2885	21.6
30	74	209	2457	18.9
25	62	202	2060	16.3
20	49	194	1625	13.5
15	37	183	1224	10.9
10	25	169	822	8.5
5	13	145	419	5.8
2	6	117	183	4.2