


Lichttechnischer Prüfbefund

Familie
Silica® 21

Bestell-Nr.: 51MX22DA34WB
EAN: 4058352896112

LP-Nummer
59266_149



Ausführung Anbauleuchte, Reflektor, schwarz, direkt strahlend, breit strahlend, UGR≤19 (L65≤1000cd/m²)

Bestückung LED 3000 K | CRI ≥ 80

Betriebsgerät EVG-DALI

Bemessungswerte Nettolichtstrom = 4320 lm
Systemleistung = 27.4 W
Lichtausbeute = 157.7 lm/W

Seriendokumentation
02.08.2023

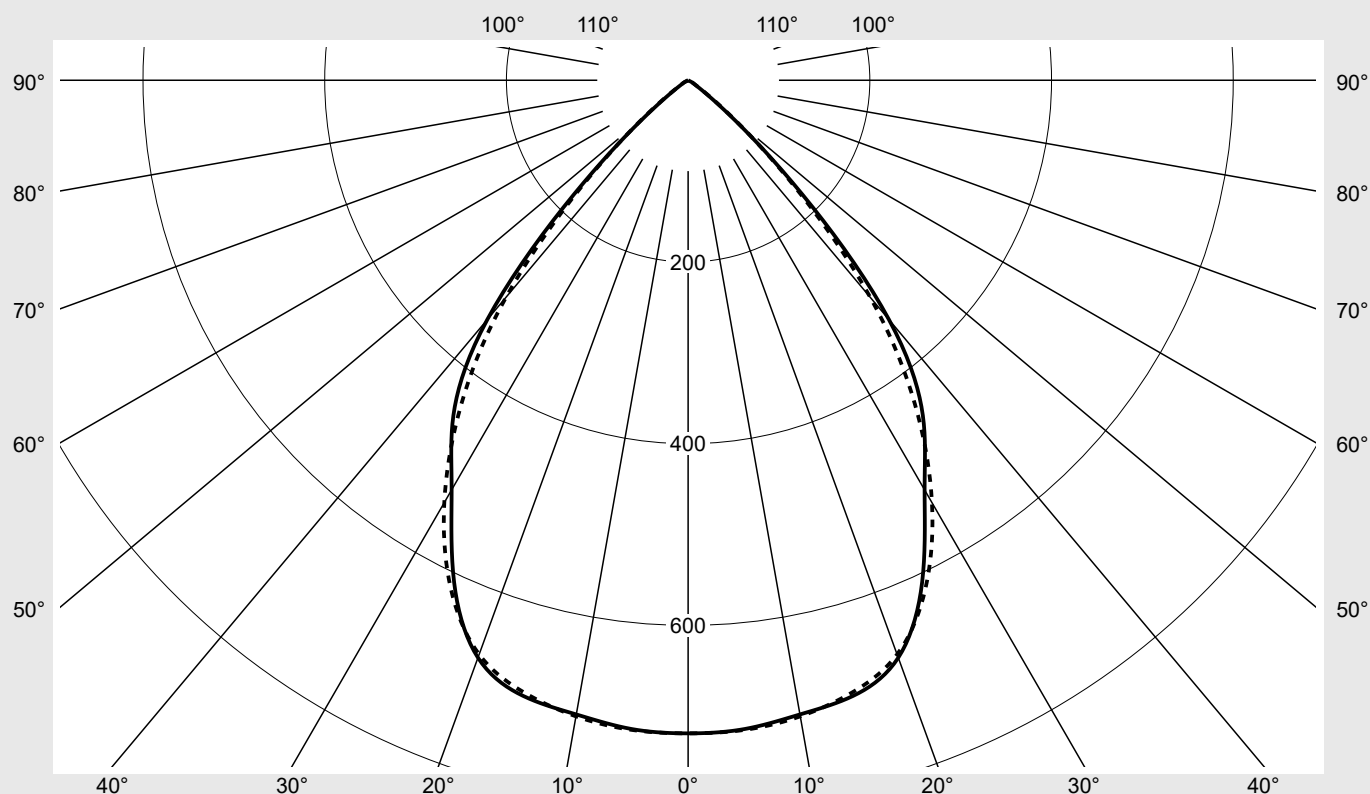
siteco

Lichtstärke in cd/klm

C180-0

C270-90

Imax: 719 cd/klm



Klassifizierungen

DIN 5040 A 6 0
CIE N1=86 N2=100 N3=100
N4=100 N5=100

Leuchtenbetriebswirkungsgrade

η_{LB} 100,0%
 ϕ_u 100,0%
 ϕ_o 0,0%

Messbedingungen

DIN EN 13032 und DIN 5032

Lichttechnischer Prüfbefund

Familie Silica® 21	Bestell-Nr.: 51MX22DA34WB EAN: 4058352896112	LP-Nummer 59266_149
Wertetabelle Lichtstärkemessung		Maximale Lichtstärke
		sITeco

C- Ebenen	0° 180°	15°	30°	45°	60°	75°	90° 270°	Phi-Zone	Summe Phi-Zone
		165° 195° 345°	150° 210° 330°	135° 225° 315°	120° 240° 300°	105° 255° 285°			
Lichtstärke in cd/klm								Lichtstrom in lm/klm	
γ									
0°	718.8	718.8	718.8	718.8	718.8	718.8	718.8	4.3	4.3
5°	716.8	715.7	712.2	716.2	717.8	715.2	717.7	34.2	38.5
10°	708.8	709.0	703.3	708.6	709.9	707.6	710.9	67.4	105.9
15°	701.5	704.3	697.3	698.3	698.8	696.7	697.6	99.2	205.1
20°	676.3	682.5	681.1	681.0	677.6	673.2	672.5	127.2	332.2
25°	609.5	618.9	627.5	636.4	634.5	625.9	617.8	145.0	477.3
30°	520.6	528.9	533.1	542.9	550.7	541.7	536.8	147.4	624.6
35°	450.5	455.7	444.2	436.3	445.0	443.0	435.2	139.8	764.4
40°	343.9	350.9	343.2	332.9	329.4	321.5	312.0	117.8	882.2
45°	178.2	185.2	190.8	192.2	186.9	176.3	167.1	71.3	953.5
50°	59.7	64.4	73.8	78.7	75.2	68.1	63.7	29.5	983.0
55°	15.6	18.5	24.7	31.2	26.2	20.2	17.4	10.3	993.3
60°	6.1	6.8	9.1	12.2	9.8	7.7	7.0	4.1	997.4
65°	2.1	2.4	3.4	4.3	3.8	3.0	2.8	1.6	999.0
70°	1.4	1.4	1.0	1.0	1.2	1.5	1.5	0.7	999.7
75°	0.3	0.4	0.3	0.4	0.4	0.5	0.4	0.2	999.9
80°	0.0	0.0	0.1	0.1	0.1	0.2	0.2	0.1	999.9
85°	0.0	0.0	0.1	0.1	0.1	0.2	0.2	0.1	1000.0
90°	0.0	0.0	0.0	0.0	0.0	0.0	0.0	0.0	1000.0
95°	0.0	0.0	0.0	0.0	0.0	0.0	0.0	0.0	1000.0
100°	0.0	0.0	0.0	0.0	0.0	0.0	0.0	0.0	1000.0
105°	0.0	0.0	0.0	0.0	0.0	0.0	0.0	0.0	1000.0
110°	0.0	0.0	0.0	0.0	0.0	0.0	0.0	0.0	1000.0
115°	0.0	0.0	0.0	0.0	0.0	0.0	0.0	0.0	1000.0
120°	0.0	0.0	0.0	0.0	0.0	0.0	0.0	0.0	1000.0
125°	0.0	0.0	0.0	0.0	0.0	0.0	0.0	0.0	1000.0
130°	0.0	0.0	0.0	0.0	0.0	0.0	0.0	0.0	1000.0
135°	0.0	0.0	0.0	0.0	0.0	0.0	0.0	0.0	1000.0
140°	0.0	0.0	0.0	0.0	0.0	0.0	0.0	0.0	1000.0
145°	0.0	0.0	0.0	0.0	0.0	0.0	0.0	0.0	1000.0
150°	0.0	0.0	0.0	0.0	0.0	0.0	0.0	0.0	1000.0
155°	0.0	0.0	0.0	0.0	0.0	0.0	0.0	0.0	1000.0
160°	0.0	0.0	0.0	0.0	0.0	0.0	0.0	0.0	1000.0
165°	0.0	0.0	0.0	0.0	0.0	0.0	0.0	0.0	1000.0
170°	0.0	0.0	0.0	0.0	0.0	0.0	0.0	0.0	1000.0
175°	0.0	0.0	0.0	0.0	0.0	0.0	0.0	0.0	1000.0
180°	0.0	0.0	0.0	0.0	0.0	0.0	0.0	0.0	1000.0

Lichttechnischer Prüfbefund

Familie Silica® 21	Bestell-Nr.: 51MX22DA34WB EAN: 4058352896112	LP-Nummer 59266_149
------------------------------	---	-------------------------------

UGR-Tabelle		Standardraum									
		Blickrichtung quer zur Leuchte (C0)					Blickrichtung längs zur Leuchte (C90)				
Raumabmessungen											
x	y										
2H	2H	19,0	20,3	19,4	20,6	21,0	18,9	20,2	19,2	20,5	20,8
	3H	18,9	20,0	19,3	20,4	20,7	18,7	19,9	19,1	20,2	20,6
	4H	18,8	19,9	19,2	20,2	20,6	18,7	19,7	19,1	20,1	20,4
	6H	18,8	19,7	19,2	20,1	20,5	18,6	19,5	19,0	19,9	20,3
	8H	18,8	19,6	19,2	20,0	20,4	18,6	19,4	19,1	19,8	20,2
	12H	18,8	19,5	19,2	19,9	20,3	18,6	19,4	19,0	19,7	20,2
4H	2H	18,9	19,9	19,3	20,2	20,6	18,7	19,7	19,1	20,1	20,4
	3H	18,7	19,5	19,1	19,9	20,4	18,5	19,4	19,0	19,8	20,2
	4H	18,6	19,4	19,1	19,8	20,2	18,4	19,2	18,9	19,6	20,0
	6H	18,5	19,2	19,0	19,6	20,1	18,4	19,0	18,8	19,4	19,9
	8H	18,5	19,1	19,0	19,5	20,0	18,3	18,9	18,8	19,3	19,8
	12H	18,5	19,0	19,0	19,4	19,9	18,3	18,8	18,8	19,2	19,7
8H	4H	18,5	19,1	19,0	19,5	20,0	18,3	18,9	18,8	19,3	19,8
	6H	18,4	18,8	18,9	19,3	19,8	18,2	18,7	18,7	19,2	19,7
	8H	18,3	18,7	18,8	19,2	19,8	18,2	18,6	18,7	19,1	19,6
	12H	18,3	18,6	18,8	19,1	19,7	18,1	18,5	18,7	19,0	19,5
12H	4H	18,5	19,0	19,0	19,4	19,9	18,3	18,8	18,8	19,2	19,7
	6H	18,4	18,7	18,9	19,2	19,8	18,2	18,6	18,7	19,1	19,6
	8H	18,3	18,6	18,8	19,1	19,7	18,1	18,5	18,7	19,0	19,5

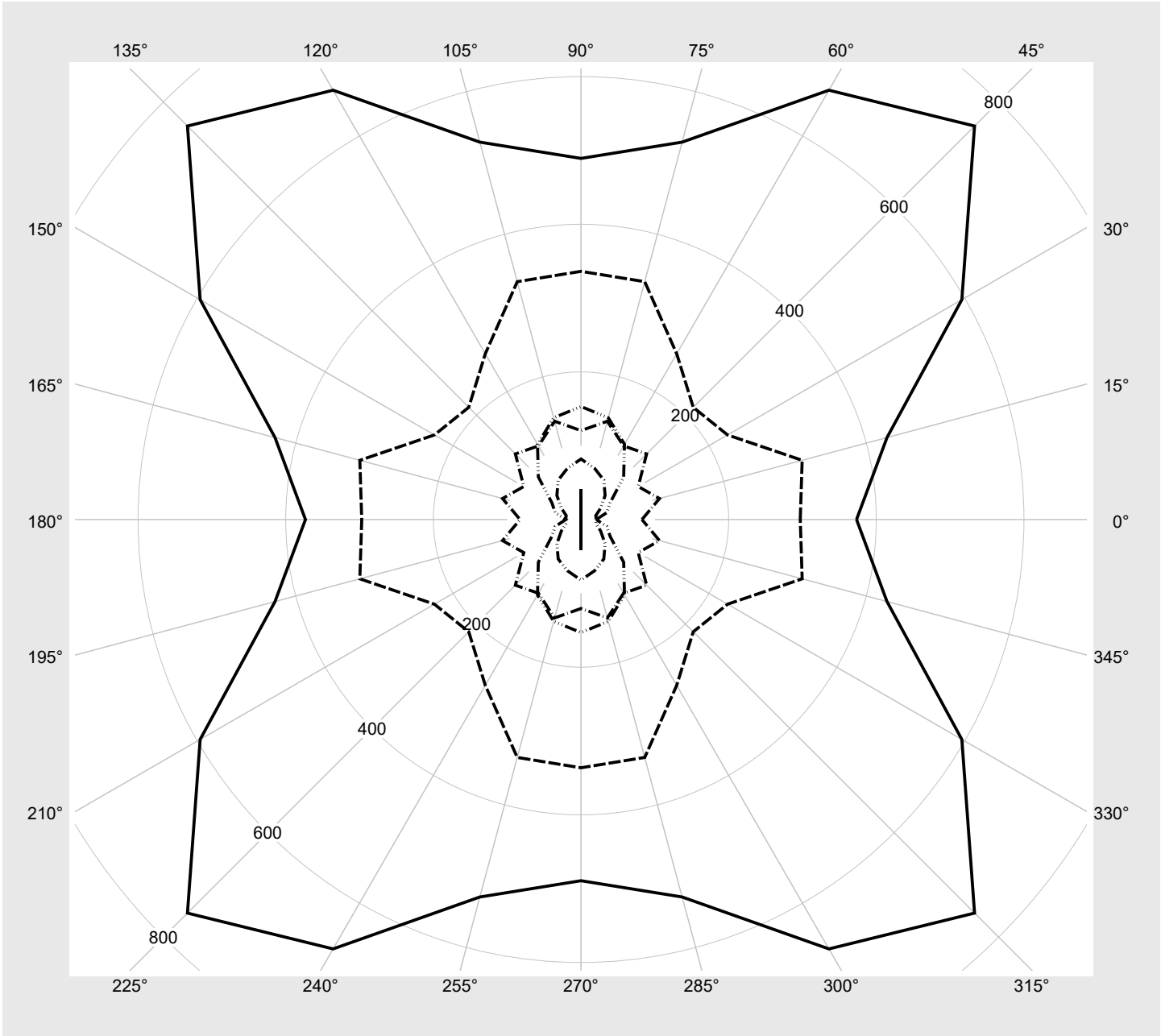
Leuchtdichten-Tabelle	Max. für $\gamma \geq 65^\circ$	Lichttechnische Abmessungen in mm:	L = 1176 B = 49
------------------------------	---------------------------------	------------------------------------	--------------------

C-Ebenen	γ	Leuchtdichte in cd/m ²							
		0° 180°	15° 165° 195° 345°	30° 150° 210° 330°	45° 135° 225° 315°	60° 120° 240° 300°	75° 105° 255° 285°	90° 270°	
45°		18893.8	19639.4	20224.8	20378.7	19816.4	18686.5	17719.1	
50°		6967.4	7515.8	8602.9	9174.9	8765.7	7944.9	7434.7	
55°		2040.2	2416.2	3223.4	4082.0	3422.4	2643.9	2274.9	
60°		914.5	1022.3	1370.7	1828.8	1475.1	1154.2	1044.6	
65°		373.2	429.1	595.7	753.9	671.6	529.3	489.2	
70°		297.0	310.2	229.3	215.0	259.3	333.6	336.2	
75°		82.6	110.1	89.5	125.7	115.3	137.9	120.5	
80°		20.7	20.7	30.7	46.2	61.7	71.7	82.0	
85°		20.6	36.1	45.6	81.7	117.8	142.8	153.1	

Lichttechnischer Prüfbefund

Familie Silica® 21	Bestell-Nr.: 51MX22DA34WB EAN: 4058352896112	LP-Nummer 59266_149
-------------------------------------	---	--------------------------------------

Leuchtdichten in cd/m² γ 65° γ 70° γ 75° γ 80° γ 85° **siteco**



Lichttechnischer Prüfbefund

Familie Silica® 21	Bestell-Nr.: 51MX22DA34WB EAN: 4058352896112	LP-Nummer 59266_149
------------------------------	---	--------------------------------------

Dimmstufen-Tabelle	Umgebungstemperatur: 25°C	sITeco
---------------------------	---------------------------	---------------

Lichtstrom [%]	Dimmstufe linear	Dimmstufe logarithmisch	Lichtstrom [lm]	Systemleistung [W]
100	254	254	4320	27.4
95	240	252	4098	25.9
90	227	250	3889	24.5
85	214	248	3678	23.0
80	200	245	3449	21.5
75	187	243	3236	20.1
70	174	240	3021	18.7
65	161	237	2805	17.2
60	148	234	2585	15.9
55	136	231	2382	14.6
50	123	227	2160	13.3
45	110	223	1937	11.9
40	98	219	1730	10.6
35	86	214	1521	9.4
30	73	208	1293	8.1
25	61	202	1083	6.9
20	49	194	870	5.8
15	37	183	655	4.5
10	24	168	423	3.3
5	12	142	207	1.9
3	8	127	135	1.3