


Lichttechnischer Prüfbefund

Familie
Silica® 21 Floor

Bestell-Nr.: 51MX52DA3ZM00891XX
EAN: 4069025333674

LP-Nummer
59266_333



Ausführung Stehleuchte, Reflektor, schwarz, indirekt-/ direkt strahlend, breit strahlend, $UGR \leq 19$ ($L65 \leq 1000 \text{ cd/m}^2$), mit Präsenz- und Tageslichtsensor

Bestückung LED 3000 K | CRI ≥ 80

Betriebsgerät EVG-DALI

Einstellung indiv. Einstellung: nur Direktanteil in Betrieb

Bemessungswerte Nettolichtstrom = 4320 lm
Systemleistung = 29.1 W
Lichtausbeute = 148.5 lm/W

Seriendokumentation
09.04.2025

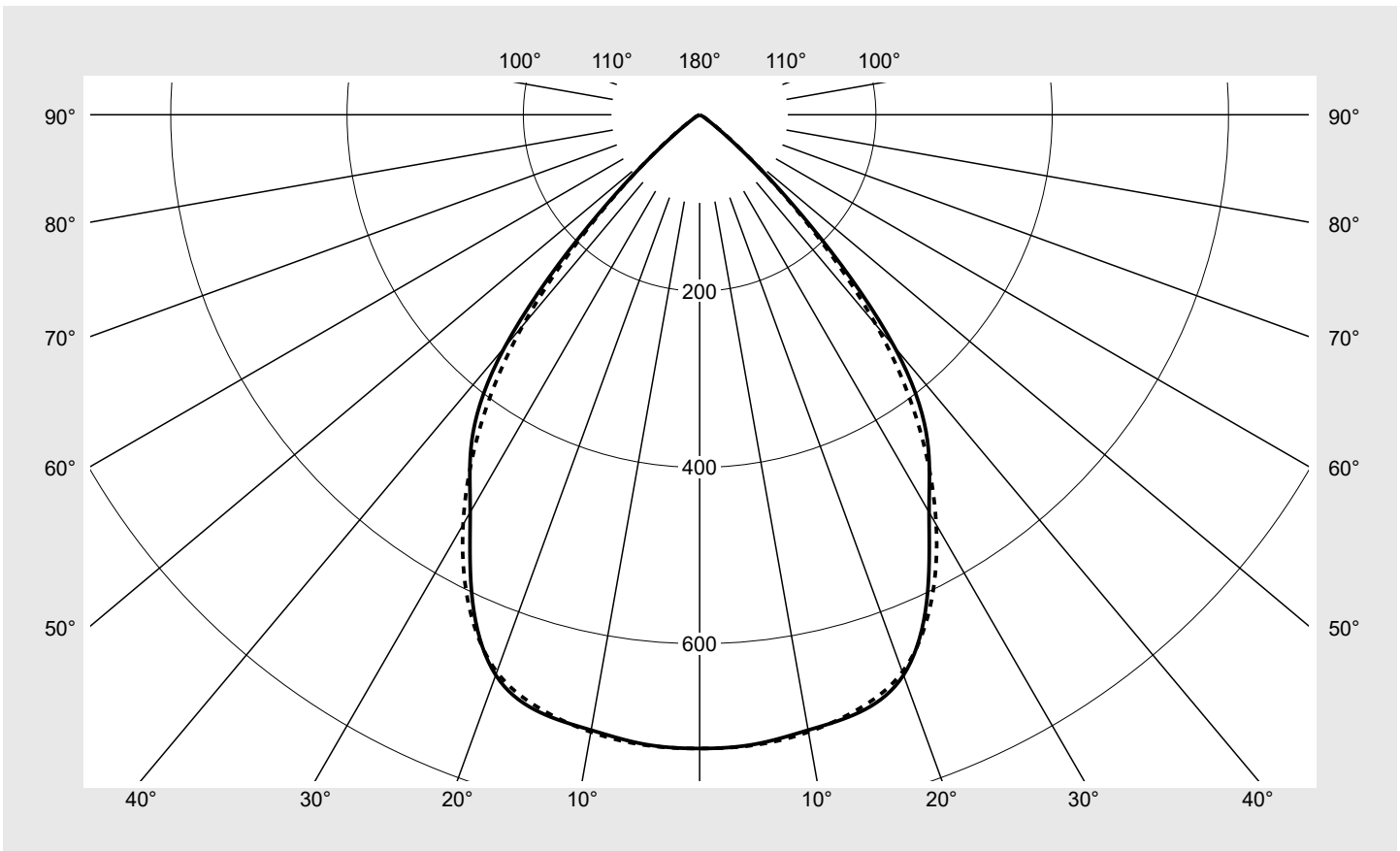
siteco

Lichtstärke in cd/klm

C180-0

C270-90

Imax: 719 cd/klm



Klassifizierungen

DIN 5040 A 6 0
CIE N1=86 N2=100 N3=100
N4=100 N5=100

Leuchtenbetriebswirkungsgrade

η_{LB} 100,0%
 ϕ_u 100,0%
 ϕ_o 0,0%

Messbedingungen

DIN EN 13032 und DIN 5032

Lichttechnischer Prüfbefund

Familie Silica® 21 Floor	Bestell-Nr.: 51MX52DA3ZM00891XX EAN: 4069025333674	LP-Nummer 59266_333
---	---	--------------------------------------

sITeco

Wertetabelle Lichtstärkemessung	Maximale Lichtstärke
--	-----------------------------

C- Ebenen	0° 180°	15°	30°	45°	60°	75°	90° 270°	Phi-Zone	Summe Phi-Zone
		165° 195° 345°	150° 210° 330°	135° 225° 315°	120° 240° 300°	105° 255° 285°			
γ									
Lichtstärke in cd/klm									
Lichtstrom in lm/klm									
0°	718.8	718.8	718.8	718.8	718.8	718.8	718.8	4.3	4.3
5°	716.8	715.7	712.2	716.2	717.8	715.2	717.7	34.2	38.5
10°	708.8	709.0	703.3	708.6	709.9	707.6	710.9	67.4	105.9
15°	701.5	704.3	697.3	698.3	698.8	696.7	697.6	99.2	205.1
20°	676.3	682.5	681.1	681.0	677.6	673.2	672.5	127.2	332.2
25°	609.5	618.9	627.5	636.4	634.5	625.9	617.8	145.0	477.3
30°	520.6	528.9	533.1	542.9	550.7	541.7	536.8	147.4	624.6
35°	450.5	455.7	444.2	436.3	445.0	443.0	435.2	139.8	764.4
40°	343.9	350.9	343.2	332.9	329.4	321.5	312.0	117.8	882.2
45°	178.2	185.2	190.8	192.2	186.9	176.3	167.1	71.3	953.5
50°	59.7	64.4	73.8	78.7	75.2	68.1	63.7	29.5	983.0
55°	15.6	18.5	24.7	31.2	26.2	20.2	17.4	10.3	993.3
60°	6.1	6.8	9.1	12.2	9.8	7.7	7.0	4.1	997.4
65°	2.1	2.4	3.4	4.3	3.8	3.0	2.8	1.6	999.0
70°	1.4	1.4	1.0	1.0	1.2	1.5	1.5	0.7	999.7
75°	0.3	0.4	0.3	0.4	0.4	0.5	0.4	0.2	999.9
80°	0.0	0.0	0.1	0.1	0.1	0.2	0.2	0.1	999.9
85°	0.0	0.0	0.1	0.1	0.1	0.2	0.2	0.1	1000.0
90°	0.0	0.0	0.0	0.0	0.0	0.0	0.0	0.0	1000.0
95°	0.0	0.0	0.0	0.0	0.0	0.0	0.0	0.0	1000.0
100°	0.0	0.0	0.0	0.0	0.0	0.0	0.0	0.0	1000.0
105°	0.0	0.0	0.0	0.0	0.0	0.0	0.0	0.0	1000.0
110°	0.0	0.0	0.0	0.0	0.0	0.0	0.0	0.0	1000.0
115°	0.0	0.0	0.0	0.0	0.0	0.0	0.0	0.0	1000.0
120°	0.0	0.0	0.0	0.0	0.0	0.0	0.0	0.0	1000.0
125°	0.0	0.0	0.0	0.0	0.0	0.0	0.0	0.0	1000.0
130°	0.0	0.0	0.0	0.0	0.0	0.0	0.0	0.0	1000.0
135°	0.0	0.0	0.0	0.0	0.0	0.0	0.0	0.0	1000.0
140°	0.0	0.0	0.0	0.0	0.0	0.0	0.0	0.0	1000.0
145°	0.0	0.0	0.0	0.0	0.0	0.0	0.0	0.0	1000.0
150°	0.0	0.0	0.0	0.0	0.0	0.0	0.0	0.0	1000.0
155°	0.0	0.0	0.0	0.0	0.0	0.0	0.0	0.0	1000.0
160°	0.0	0.0	0.0	0.0	0.0	0.0	0.0	0.0	1000.0
165°	0.0	0.0	0.0	0.0	0.0	0.0	0.0	0.0	1000.0
170°	0.0	0.0	0.0	0.0	0.0	0.0	0.0	0.0	1000.0
175°	0.0	0.0	0.0	0.0	0.0	0.0	0.0	0.0	1000.0
180°	0.0	0.0	0.0	0.0	0.0	0.0	0.0	0.0	1000.0

Lichttechnischer Prüfbefund

Familie Silica® 21 Floor	Bestell-Nr.: 51MX52DA3ZM00891XX EAN: 4069025333674	LP-Nummer 59266_333
------------------------------------	---	-------------------------------

UGR-Tabelle		Standardraum									
		Blickrichtung quer zur Leuchte (C0)					Blickrichtung längs zur Leuchte (C90)				
Raumabmessungen											
x	y										
2H	2H	19,0	20,3	19,4	20,6	21,0	18,9	20,2	19,2	20,5	20,8
	3H	18,9	20,0	19,3	20,4	20,7	18,7	19,9	19,1	20,2	20,6
	4H	18,8	19,9	19,2	20,2	20,6	18,7	19,7	19,1	20,1	20,4
	6H	18,8	19,7	19,2	20,1	20,5	18,6	19,5	19,0	19,9	20,3
	8H	18,8	19,6	19,2	20,0	20,4	18,6	19,4	19,1	19,8	20,2
	12H	18,8	19,5	19,2	19,9	20,3	18,6	19,4	19,0	19,7	20,2
4H	2H	18,9	19,9	19,3	20,2	20,6	18,7	19,7	19,1	20,1	20,4
	3H	18,7	19,5	19,1	19,9	20,4	18,5	19,4	19,0	19,8	20,2
	4H	18,6	19,4	19,1	19,8	20,2	18,4	19,2	18,9	19,6	20,0
	6H	18,5	19,2	19,0	19,6	20,1	18,4	19,0	18,8	19,4	19,9
	8H	18,5	19,1	19,0	19,5	20,0	18,3	18,9	18,8	19,3	19,8
	12H	18,5	19,0	19,0	19,4	19,9	18,3	18,8	18,8	19,2	19,7
8H	4H	18,5	19,1	19,0	19,5	20,0	18,3	18,9	18,8	19,3	19,8
	6H	18,4	18,8	18,9	19,3	19,8	18,2	18,7	18,7	19,2	19,7
	8H	18,3	18,7	18,8	19,2	19,8	18,2	18,6	18,7	19,1	19,6
	12H	18,3	18,6	18,8	19,1	19,7	18,1	18,5	18,7	19,0	19,5
12H	4H	18,5	19,0	19,0	19,4	19,9	18,3	18,8	18,8	19,2	19,7
	6H	18,4	18,7	18,9	19,2	19,8	18,2	18,6	18,7	19,1	19,6
	8H	18,3	18,6	18,8	19,1	19,7	18,1	18,5	18,7	19,0	19,5

Leuchtdichten-Tabelle Max. für $\gamma \geq 65^\circ$	Lichttechnische Abmessungen in mm: L = 1176 B = 49
--	--

C- Ebenen	γ	Leuchtdichte in cd/m ²						
		0° 180°	15° 165° 195° 345°	30° 150° 210° 330°	45° 135° 225° 315°	60° 120° 240° 300°	75° 105° 255° 285°	90° 270°
45°		18893.8	19639.4	20224.8	20378.7	19816.4	18686.5	17719.1
50°		6967.4	7515.8	8602.9	9174.9	8765.7	7944.9	7434.7
55°		2040.2	2416.2	3223.4	4082.0	3422.4	2643.9	2274.9
60°		914.5	1022.3	1370.7	1828.8	1475.1	1154.2	1044.6
65°		373.2	429.1	595.7	753.9	671.6	529.3	489.2
70°		297.0	310.2	229.3	215.0	259.3	333.6	336.2
75°		82.6	110.1	89.5	125.7	115.3	137.9	120.5
80°		20.7	20.7	30.7	46.2	61.7	71.7	82.0
85°		20.6	36.1	45.6	81.7	117.8	142.8	153.1

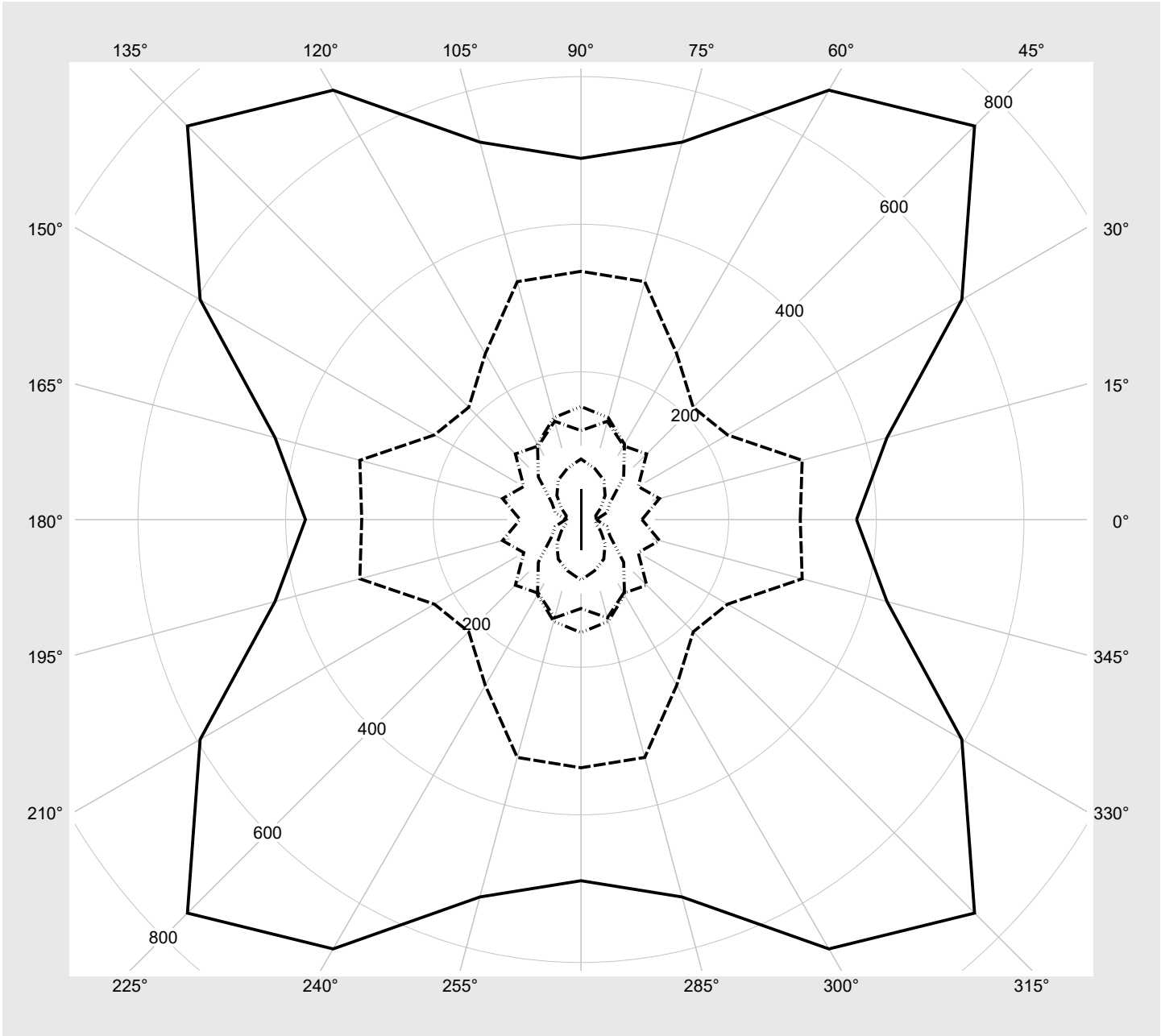
Lichttechnischer Prüfbefund

Familie Silica® 21 Floor	Bestell-Nr.: 51MX52DA3ZM00891XX EAN: 4069025333674	LP-Nummer 59266_333
---	---	--------------------------------------

Leuchtdichten in cd/m²

γ 65°	γ 70°	γ 75°	γ 80°	γ 85°
--------------	--------------	--------------	--------------	--------------

siteco



Lichttechnischer Prüfbefund

Familie Silica® 21 Floor	Bestell-Nr.: 51MX52DA3ZM00891XX EAN: 4069025333674	LP-Nummer 59266_333
---	---	--------------------------------------

Dimmstufen-Tabelle	Umgebungstemperatur: 25°C	sITeco
---------------------------	---------------------------	---------------

Lichtstrom [%]	Dimmstufe linear	Dimmstufe logarithmisch	Lichtstrom [lm]	Systemleistung [W]
100	254	254	4320	29.1
95	241	252	4112	27.6
90	227	250	3885	26.0
85	214	248	3674	24.5
80	201	245	3462	23.1
75	188	243	3247	21.5
70	175	240	3030	20.0
65	162	238	2814	18.6
60	149	234	2596	17.1
55	136	231	2376	15.7
50	123	227	2153	14.2
45	111	224	1948	12.9
40	98	219	1723	11.5
35	86	214	1515	10.2
30	73	208	1288	8.8
25	61	202	1077	7.6
20	49	194	866	6.3
15	37	183	653	5.1
10	25	169	440	3.8
5	13	145	225	2.6
1	3	91	45	1.3