


Lichttechnischer Prüfbefund

Familie
Licross® Protected

Bestell-Nr.: 51TS12DN66XA
EAN: 4058352243459

LP-Nummer
58522_29



Ausführung Prismenabdeckung, satiniert, breit strahlend
Bestückung LED 6500 K | CRI ≥ 80
Betriebsgerät EVG-DALI
Bemessungswerte Nettolichtstrom = 6090 lm
Systemleistung = 53.8 W
Lichtausbeute = 113.2 lm/W

Seriendokumentation
12.12.2019

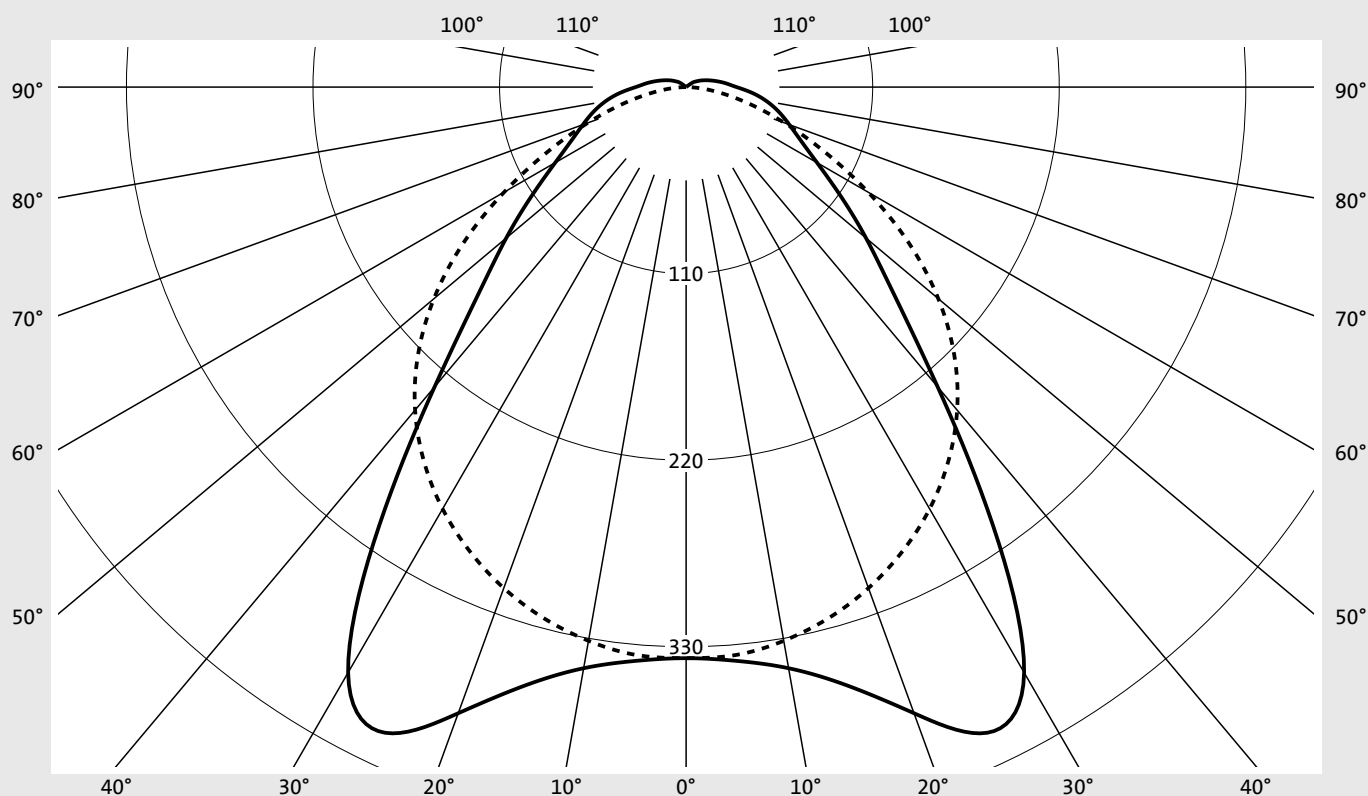
siteco

Lichtstärke in cd/klm

C180-0

C270-90

Imax: 420 cd/klm



Klassifizierungen

DIN 5040 A 4 1
CIE N1=54 N2=82 N3=95
N4=97 N5=100

Leuchtenbetriebswirkungsgrade

η_{LB} 100,0%
 ϕ_u 96,8%
 ϕ_o 3,2%

Messbedingungen

DIN EN 13032 und DIN 5032

Lichttechnischer Prüfbefund

Familie Licross® Protected	Bestell-Nr.: 51TS12DN66XA EAN: 4058352243459	LP-Nummer 58522_29
Wertetabelle Lichtstärkemessung		Maximale Lichtstärke
		sITeco

C- Ebenen	0° 180°	15°	30°	45°	60°	75°	90° 270°	Phi-Zone	Summe Phi-Zone
		165° 195° 345°	150° 210° 330°	135° 225° 315°	120° 240° 300°	105° 255° 285°			
γ	Lichtstärke in cd/klm							Lichtstrom in lm/klm	
0°	336.7	336.7	336.7	336.7	336.7	336.7	336.7	2.0	2.0
5°	339.6	338.6	335.9	336.3	336.9	336.0	336.1	16.1	18.1
10°	347.9	347.0	341.3	338.0	335.2	332.1	331.5	32.3	50.4
15°	365.1	363.4	352.6	343.0	333.9	326.3	324.2	48.8	99.2
20°	392.9	389.6	370.2	350.5	332.5	318.7	314.4	66.1	165.3
25°	420.1	417.2	393.2	361.7	330.8	309.3	301.9	83.9	249.2
30°	398.6	403.0	395.6	369.9	329.0	297.6	287.2	97.7	346.8
35°	315.4	327.2	346.9	353.5	322.7	283.2	269.5	100.9	447.7
40°	230.7	242.3	270.7	302.4	300.6	265.5	248.6	95.2	542.9
45°	173.9	182.1	205.6	239.8	258.3	240.0	223.6	85.6	628.5
50°	138.5	144.5	161.6	188.3	208.7	204.6	194.1	75.2	703.7
55°	110.6	115.5	130.2	150.3	164.6	163.9	160.4	64.4	768.0
60°	89.1	92.4	103.6	120.9	128.5	124.9	123.9	53.5	821.6
65°	74.6	76.3	82.5	95.4	99.4	91.8	89.8	43.7	865.3
70°	64.8	65.1	66.4	73.4	75.2	65.0	61.7	35.1	900.3
75°	56.7	56.1	54.1	55.3	54.0	43.4	39.3	27.4	927.8
80°	48.3	47.2	43.9	40.6	36.4	26.8	21.9	20.7	948.5
85°	39.1	38.0	34.5	29.4	22.9	14.4	9.1	14.9	963.3
90°	29.8	28.8	25.7	20.2	13.1	5.8	0.8	9.9	973.3
95°	24.0	23.5	21.4	16.6	9.9	3.5	0.7	7.9	981.2
100°	19.2	18.8	17.3	13.3	7.4	1.9	0.6	6.2	987.4
105°	15.1	14.8	13.6	10.2	5.0	0.8	0.6	4.6	992.0
110°	11.8	11.3	10.2	7.3	2.9	0.6	0.6	3.3	995.3
115°	9.0	8.5	7.3	4.7	1.4	0.7	0.7	2.3	997.6
120°	6.6	6.1	4.9	2.7	0.8	0.7	0.7	1.5	999.1
125°	4.4	4.0	2.9	1.3	0.7	0.8	0.8	0.9	1000.0
130°	0.0	0.0	0.0	0.0	0.0	0.0	0.0	0.0	1000.0
135°	0.0	0.0	0.0	0.0	0.0	0.0	0.0	0.0	1000.0
140°	0.0	0.0	0.0	0.0	0.0	0.0	0.0	0.0	1000.0
145°	0.0	0.0	0.0	0.0	0.0	0.0	0.0	0.0	1000.0
150°	0.0	0.0	0.0	0.0	0.0	0.0	0.0	0.0	1000.0
155°	0.0	0.0	0.0	0.0	0.0	0.0	0.0	0.0	1000.0
160°	0.0	0.0	0.0	0.0	0.0	0.0	0.0	0.0	1000.0
165°	0.0	0.0	0.0	0.0	0.0	0.0	0.0	0.0	1000.0
170°	0.0	0.0	0.0	0.0	0.0	0.0	0.0	0.0	1000.0
175°	0.0	0.0	0.0	0.0	0.0	0.0	0.0	0.0	1000.0
180°	0.0	0.0	0.0	0.0	0.0	0.0	0.0	0.0	1000.0

Lichttechnischer Prüfbefund

Familie Licross® Protected	Bestell-Nr.: 51TS12DN66XA EAN: 4058352243459	LP-Nummer 58522_29
--------------------------------------	---------------------------------------------------------------	------------------------------

siteco

UGR-Tabelle		Standardraum									
Raumabmessungen		Blickrichtung quer zur Leuchte (C0)					Blickrichtung längs zur Leuchte (C90)				
x	y										
2H	2H	19,4	21,1	19,8	21,4	21,7	21,3	23,0	21,7	23,3	23,6
	3H	20,6	22,1	21,0	22,4	22,8	22,3	23,8	22,7	24,1	24,5
	4H	21,3	22,7	21,7	23,0	23,4	22,7	24,1	23,1	24,4	24,8
	6H	22,1	23,3	22,5	23,7	24,1	22,9	24,2	23,4	24,6	25,0
	8H	22,5	23,7	22,9	24,1	24,5	23,1	24,2	23,5	24,6	25,0
	12H	22,9	24,0	23,3	24,4	24,8	23,1	24,2	23,5	24,6	25,0
4H	2H	20,3	21,7	20,7	22,0	22,4	21,8	23,2	22,2	23,5	23,9
	3H	21,6	22,8	22,1	23,2	23,6	23,0	24,2	23,5	24,6	25,0
	4H	22,5	23,5	22,9	23,9	24,4	23,5	24,6	24,0	25,0	25,4
	6H	23,4	24,3	23,8	24,7	25,2	23,9	24,8	24,4	25,3	25,7
	8H	23,8	24,7	24,3	25,1	25,6	24,0	24,9	24,5	25,3	25,8
	12H	24,3	25,1	24,8	25,5	26,0	24,1	24,9	24,6	25,3	25,8
8H	4H	22,9	23,7	23,3	24,2	24,6	23,8	24,7	24,3	25,1	25,6
	6H	23,9	24,7	24,4	25,1	25,6	24,3	25,1	24,8	25,5	26,0
	8H	24,5	25,2	25,0	25,7	26,2	24,5	25,2	25,0	25,7	26,2
	12H	25,2	25,7	25,7	26,2	26,8	24,7	25,3	25,2	25,8	26,3
12H	4H	22,9	23,7	23,4	24,2	24,6	23,9	24,6	24,4	25,1	25,6
	6H	24,1	24,7	24,6	25,2	25,7	24,5	25,1	25,0	25,6	26,1
	8H	24,7	25,3	25,2	25,8	26,3	24,7	25,3	25,2	25,8	26,3

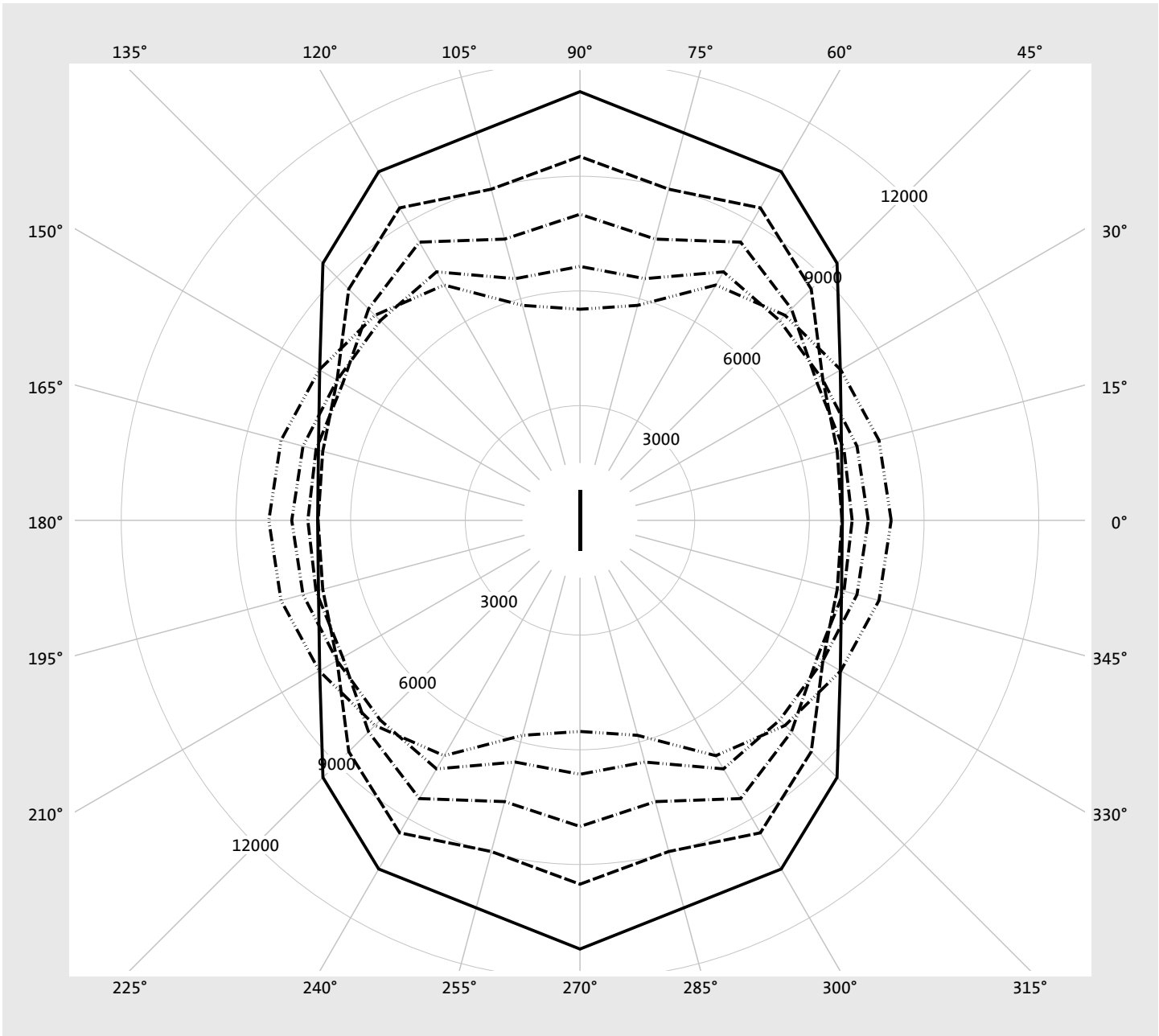
Leuchtdichten-Tabelle	Max. für $\gamma \geq 65^\circ$	Lichttechnische Abmessungen in mm:	L = 1480 B = 78	H(C0) = 13 H(C90) = 0	H(C180) = 13 H(C270) = 0
------------------------------	---------------------------------------------------	-------------------------------------------	----------------------------------	----------------------------------------	-------------------------------------------

C-Ebenen	γ	Leuchtdichte in cd/m ²							
		0° 180°	15° 165° 195° 345°	30° 150° 210° 330°	45° 135° 225° 315°	60° 120° 240° 300°	75° 105° 255° 285°	90° 270°	
45°		11118.8	11702.7	13403.4	16004.1	17785.2	17163.5	16683.3	
50°		9481.7	9948.0	11317.4	13552.0	15580.1	15974.3	15932.0	
55°		8213.8	8636.4	9931.3	11832.7	13531.2	14199.7	14750.0	
60°		7297.5	7624.1	8744.5	10591.1	11848.1	12260.4	13077.0	
65°		6863.3	7082.8	7862.9	9509.9	10530.2	10492.5	11212.6	
70°		6851.1	6966.8	7337.5	8554.9	9436.9	8966.9	9516.4	
75°		7119.6	7149.2	7166.4	7822.0	8403.0	7616.0	8006.6	
80°		7540.5	7501.3	7337.2	7388.2	7505.9	6545.0	6642.0	
85°		8140.3	8096.1	7875.4	7585.5	7107.6	5821.2	5521.5	

Lichttechnischer Prüfbefund

Familie Licross® Protected	Bestell-Nr.: 51TS12DN66XA EAN: 4058352243459	LP-Nummer 58522_29
---------------------------------------------	---------------------------------------------------------------	-------------------------------------

Leuchtdichten in cd/m² γ 65° γ 70° γ 75° γ 80° γ 85° **siteco**



Lichttechnischer Prüfbefund

Familie Licross® Protected	Bestell-Nr.: 51TS12DN66XA EAN: 4058352243459	LP-Nummer 58522_29
--------------------------------------	---------------------------------------------------------------	-------------------------------------

Dimmstufen-Tabelle	Umgebungstemperatur: 25°C	siteco
---------------------------	---------------------------	---------------

Lichtstrom [%]	Dimmstufe linear	Dimmstufe logarithmisch	Lichtstrom [lm]	Systemleistung [W]
100	254	254	6090	53.8
95	238	251	5783	50.2
90	223	249	5478	47.0
85	209	246	5174	43.8
80	195	244	4870	40.8
75	181	241	4565	37.8
70	168	238	4261	35.0
65	154	235	3957	32.3
60	141	232	3652	29.6
55	129	229	3348	27.1
50	116	225	3044	24.5
45	104	221	2739	22.0
40	92	217	2435	19.7
35	80	212	2130	17.3
30	68	207	1826	15.0
25	56	201	1522	12.8
20	45	195	1217	10.6
15	34	187	913	8.6
10	22	177	609	6.5
5	11	162	304	4.4