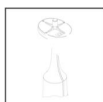


## Lichttechnischer Prüfbefund

Familie  
**PILZLEUCHTE LED**



Bestell-Nr.: **5XA5233AB14H + 5XA54000XBS**  
EAN: **4058352436042 + 4050737971445**

LP-Nummer  
**59054\_2**

**Ausführung** Mastaufsatz- oder Montage am Wandausleger, Abschirmung hausseitig  
**Optik** asymmetrisch, breit strahlend (ST1.2a)  
**Abdeckung** Abdeckung klar, PMMA  
**Bestückung** LED 2200 K | CRI ≥ 70  
**Betriebsgerät** EVG Plus  
**Bemessungswerte** Nettolichtstrom = 1540 lm  
Systemleistung = 14.8 W  
Lichtausbeute = 104.1 lm/W

Seriendokumentation  
**03.09.2020**

siteco

Lichtstärke in cd/klm

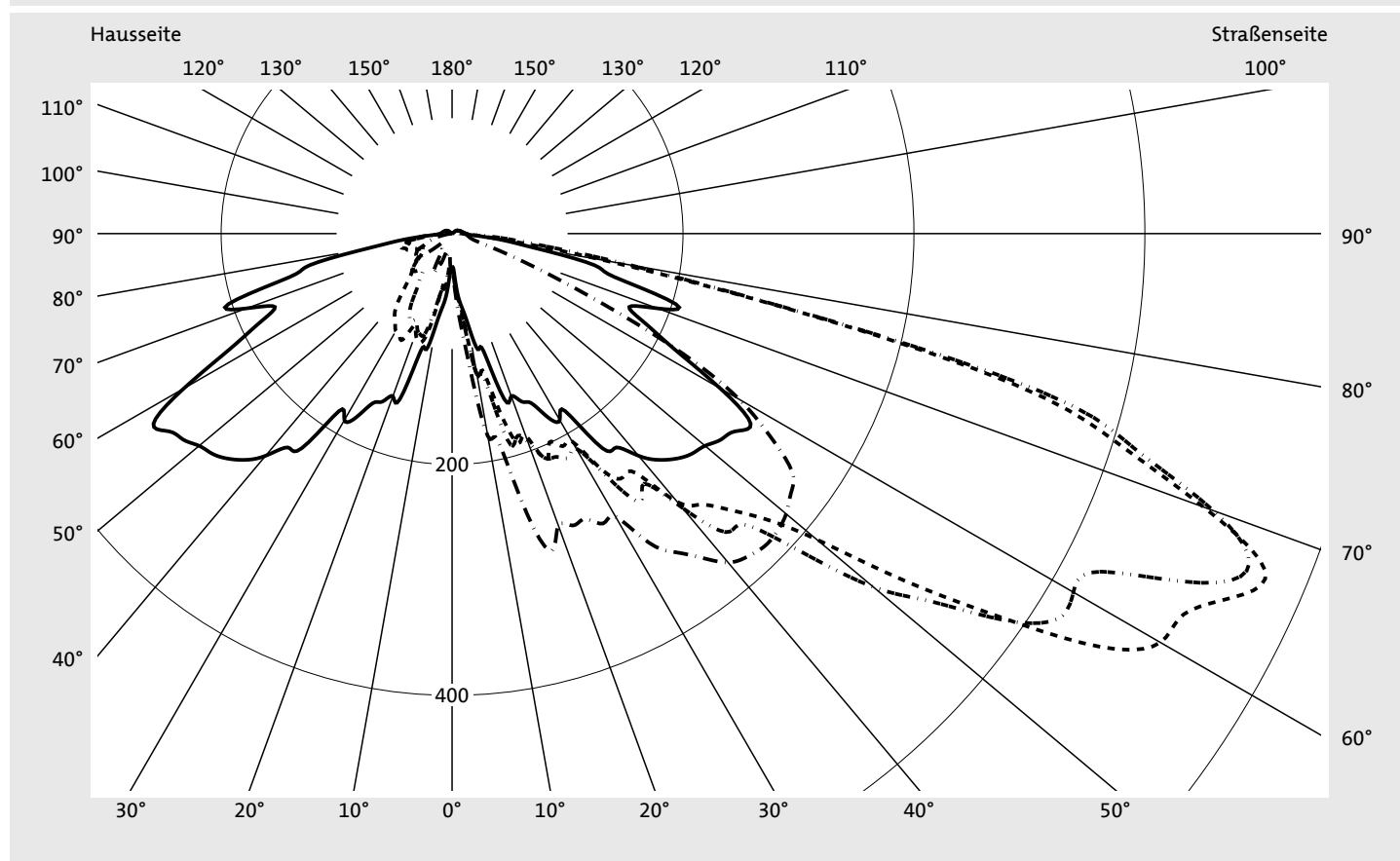
**C180-0**

C205-25

C210-30

C270-90

**Imax: 762 cd/klm**



**Leuchtenbetriebswirkungsgrade**

Eta 100.0%  
Eta 0° - 90° 97.4%  
Eta 90° - 180° 2.6%

**Lichtstärkeklasse nach EN13201-2**

Klasse: G1  
Imax 70° 701.8  
Imax 80° 155.9  
Imax 90° 12.0  
Imax >90° 11.5  
Imax >95° 9.4

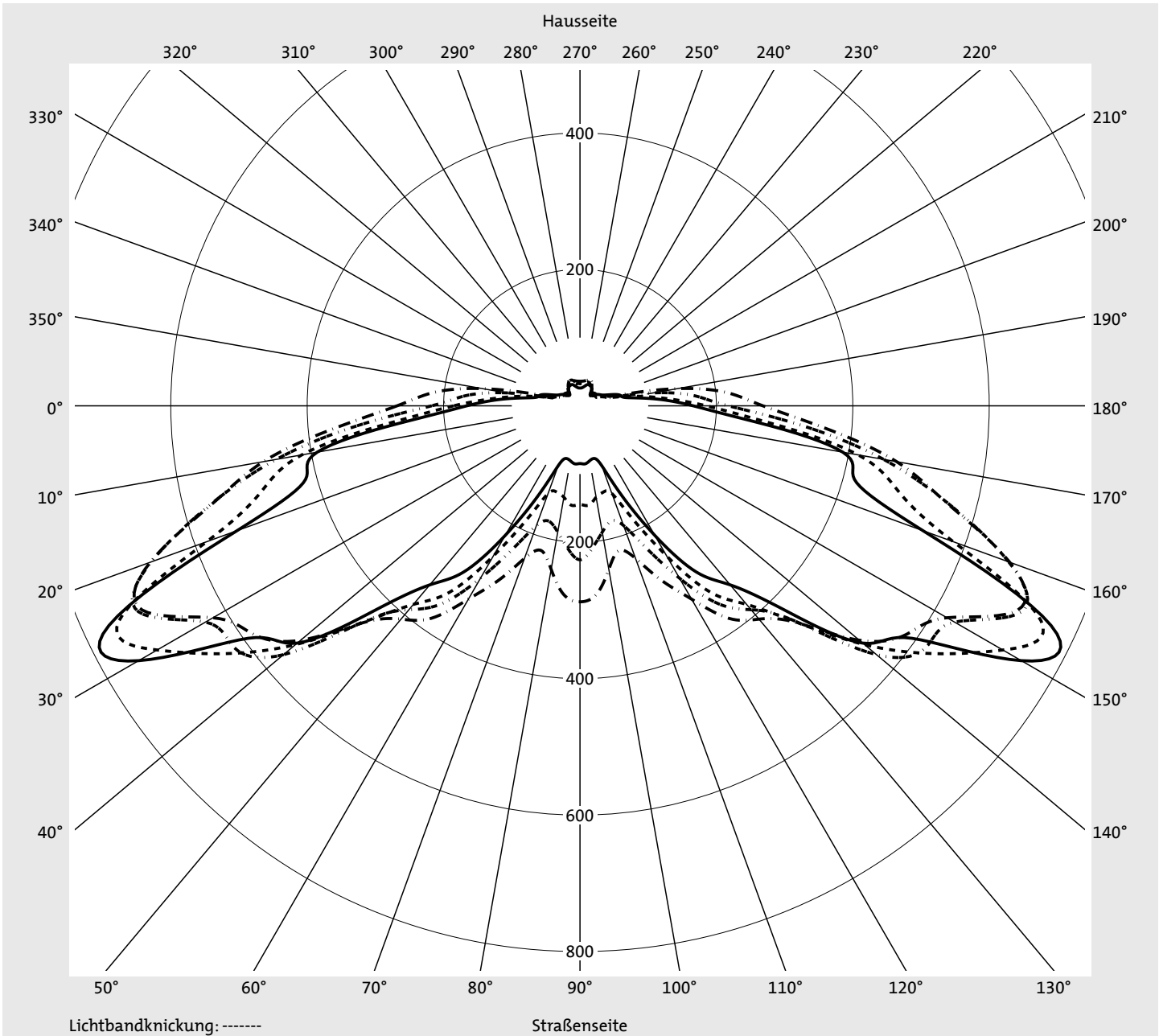
**Messbedingungen**

DIN EN 13032 und DIN 5032

**Lichttechnischer Prüfbefund**

<b>Familie</b> <b>PILZLEUCHTE LED</b>	<b>Bestell-Nr.: 5XA5233AB14H + 5XA54000XBS</b> <b>EAN: 4058352436042 + 4050737971445</b>	<b>LP-Nummer</b> <b>59054_2</b>
--	---	------------------------------------

**Kegelmantelkurven in cd/klm**      **KMK 67.5°**      **KMK 65°**      **KMK 62.5°**      **KMK 60°**      **siteco**



## Lichttechnischer Prüfbefund

<b>Familie</b> <b>PILZLEUCHTE LED</b>	<b>Bestell-Nr.: 5XA5233AB14H + 5XA54000XBS</b> <b>EAN: 4058352436042 + 4050737971445</b>	<b>LP-Nummer</b> <b>59054_2</b>
<b>Wertetabelle Lichtstärkemessung</b>		<b>Maximale Lichtstärke</b>
		<b>siteco</b>

C- Ebenen	0° 180°	5° 175°	10° 170°	15° 165°	20° 160°	25° 155°	30° 150°	35° 145°	40° 140°	45° 135°	50° 130°	55° 125°	60° 120°
γ	Lichtstärke in cd/klm												
0,0°	30.1	30.1	30.1	30.1	30.1	30.1	30.1	30.1	30.1	30.1	30.1	30.1	30.1
2,5°	31.3	30.8	32.9	35.5	37.9	39.7	40.2	40.2	39.4	39.2	39.7	40.0	40.0
5,0°	50.9	51.5	58.5	60.1	61.6	56.7	55.1	53.0	52.0	54.3	58.2	61.9	61.6
7,5°	64.2	69.7	71.0	69.5	66.3	72.3	78.4	86.2	89.3	95.1	95.3	96.4	94.8
10,0°	80.2	86.7	92.7	100.0	114.4	124.8	123.8	115.2	111.8	118.3	123.8	134.5	140.0
12,5°	102.6	104.5	115.4	120.4	116.7	121.4	127.2	134.0	144.2	157.8	170.8	172.6	180.5
15,0°	105.5	124.1	166.6	173.2	150.2	159.3	184.7	205.8	217.0	200.1	198.0	195.9	204.2
17,5°	150.4	130.8	153.6	172.9	173.4	190.4	185.2	187.3	196.4	199.8	210.2	212.6	222.3
20,0°	149.9	178.1	189.1	187.3	191.4	186.2	191.7	193.0	193.0	205.0	208.2	216.3	214.2
22,5°	157.5	174.2	182.0	192.7	200.6	212.1	210.5	207.4	196.9	193.0	206.6	223.0	233.0
25,0°	161.9	168.5	186.7	196.4	193.3	199.5	213.4	217.6	207.9	200.1	203.5	217.3	241.6
27,5°	179.2	178.9	189.1	216.5	205.8	207.6	218.6	240.3	246.8	240.8	239.8	241.1	262.0
30,0°	186.5	225.1	215.7	216.8	213.9	207.9	214.9	223.6	246.3	262.7	261.2	258.6	277.4
32,5°	182.3	194.3	192.7	210.8	224.4	243.7	249.2	263.8	272.4	295.4	309.8	310.3	307.9
35,0°	227.0	242.4	237.7	243.9	242.4	257.8	283.4	291.7	294.6	304.5	332.5	346.8	332.0
37,5°	233.5	251.5	256.5	264.3	266.4	261.4	273.2	316.8	335.9	332.7	346.3	374.3	369.3
40,0°	251.3	251.0	255.7	269.8	295.4	303.5	309.8	333.3	351.5	377.4	369.3	382.9	395.7
42,5°	265.9	259.3	278.9	283.1	309.0	318.4	350.8	365.9	365.4	397.8	403.5	394.1	409.0
45,0°	275.5	277.6	313.7	318.4	335.9	338.0	356.2	401.2	408.2	409.3	423.9	419.4	421.3
47,5°	282.1	289.9	357.0	373.7	393.3	365.1	404.8	426.5	436.4	427.5	438.3	440.9	428.3
50,0°	286.0	295.7	408.0	404.0	470.6	412.1	476.4	484.2	437.5	428.6	448.2	444.8	423.1
52,5°	293.3	306.6	422.3	410.3	515.3	493.9	523.7	537.2	465.4	432.5	453.1	453.4	423.9
55,0°	298.8	327.8	411.9	457.3	560.5	578.8	583.7	562.8	502.8	445.8	454.2	445.6	401.7
57,5°	306.6	363.3	445.8	511.1	637.3	666.5	621.3	564.4	524.7	452.6	434.1	418.1	370.6
60,0°	268.2	356.2	471.4	559.7	670.4	708.3	621.3	584.3	534.6	449.5	408.2	380.3	327.3
62,5°	217.6	325.2	452.1	561.8	668.9	714.3	634.1	618.5	567.5	446.6	390.2	354.4	291.7
65,0°	185.4	275.5	414.2	483.2	582.4	745.9	715.9	633.4	544.6	448.4	380.0	333.8	254.4
67,5°	166.1	251.8	391.2	416.6	535.2	762.1	747.2	594.2	541.2	422.6	342.7	297.5	219.4
70,0°	189.4	283.6	418.1	442.2	495.7	692.6	701.8	574.1	488.4	388.4	319.9	264.0	178.6
72,5°	203.2	322.0	415.0	440.3	492.1	604.9	620.0	502.0	384.7	322.0	258.8	215.7	143.6
75,0°	146.0	292.8	367.5	379.0	446.9	503.3	526.8	370.6	266.4	211.3	208.7	188.3	124.6
77,5°	126.1	205.0	232.4	271.9	299.3	289.9	294.9	206.6	164.3	149.7	152.0	147.0	106.3
80,0°	75.5	88.5	101.6	139.5	142.1	135.8	155.9	145.5	115.7	82.0	63.7	69.0	46.5
82,5°	46.2	49.4	51.2	71.0	76.8	56.9	77.3	99.0	78.9	48.8	34.5	24.3	17.0
85,0°	21.9	23.5	23.2	25.3	20.6	26.6	42.6	49.6	30.3	23.8	15.9	15.1	14.1
87,5°	11.8	12.0	12.3	12.5	12.8	13.1	13.6	13.3	13.3	13.1	13.1	13.1	12.8
90,0°	10.4	11.0	11.0	11.5	11.5	11.8	12.0	12.0	12.0	12.0	12.0	11.5	11.0
92,5°	9.4	9.9	10.2	10.4	10.4	11.0	11.2	11.5	11.5	11.0	10.4	10.4	10.4
95,0°	8.9	9.1	9.4	9.9	9.9	9.9	9.9	9.9	9.9	9.9	9.9	9.9	9.7
97,5°	8.6	8.6	8.9	9.1	9.1	9.1	9.4	9.4	9.4	9.4	9.4	9.4	9.1
100,0°	8.1	8.4	8.4	8.6	8.6	8.6	8.9	8.6	8.6	8.9	8.9	8.6	8.6
102,5°	7.8	8.1	8.1	8.1	8.1	8.1	8.4	8.4	8.4	8.4	8.4	8.4	8.4
105,0°	7.3	7.6	7.6	7.8	7.8	7.8	7.8	7.8	7.8	7.8	7.8	7.8	7.8
107,5°	6.8	7.1	7.3	7.3	7.3	7.3	7.3	7.3	7.3	7.3	7.3	7.3	7.3
110,0°	6.8	6.8	6.8	6.8	7.1	7.1	7.1	7.1	7.3	7.3	7.3	7.3	7.3
112,5°	6.3	6.3	6.5	6.5	6.5	6.5	6.8	6.8	6.8	6.8	6.8	6.8	6.8

## Lichttechnischer Prüfbefund

<b>Familie</b> <b>PILZLEUCHTE LED</b>	<b>Bestell-Nr.: 5XA5233AB14H + 5XA54000XBS</b> <b>EAN: 4058352436042 + 4050737971445</b>	<b>LP-Nummer</b> <b>59054_2</b>
<b>Wertetabelle Lichtstärkemessung</b>		<b>Maximale Lichtstärke</b>
		<b>siteco</b>

C- Ebenen	65° 115°	70° 110°	75° 105°	80° 100°	85° 95°	90°	185° 355°	190° 350°	195° 345°	200° 340°	205° 335°	210° 330°	215° 325°
γ	Lichtstärke in cd/klm												
0,0°	30.1	30.1	30.1	30.1	30.1	30.1	30.1	30.1	30.1	30.1	30.1	30.1	30.1
2,5°	40.2	41.5	43.4	44.1	44.9	44.9	29.3	28.7	28.5	28.2	28.5	28.5	27.9
5,0°	65.8	70.3	71.6	70.0	71.3	73.7	47.3	40.0	36.0	35.8	29.8	27.9	29.3
7,5°	99.5	106.0	107.3	110.7	112.3	116.0	50.7	50.1	54.8	53.5	52.5	44.4	38.7
10,0°	151.7	157.8	168.7	176.6	182.0	178.1	80.2	62.2	51.7	48.6	46.0	48.6	50.7
12,5°	182.3	178.1	184.7	186.7	188.6	183.9	97.7	97.4	95.3	90.4	73.4	65.0	45.2
15,0°	203.7	213.9	225.7	237.9	247.3	252.3	90.9	85.1	85.1	100.6	95.6	89.1	74.7
17,5°	226.4	242.9	257.8	275.8	287.6	287.8	121.2	133.7	112.3	107.1	97.7	91.7	99.8
20,0°	224.4	237.9	256.5	264.0	267.7	269.0	132.9	124.3	108.4	100.0	91.9	88.0	81.0
22,5°	241.3	245.8	259.3	268.2	273.2	273.7	149.4	145.2	128.5	108.9	86.4	81.0	63.2
25,0°	252.0	259.3	273.2	277.4	274.2	272.7	135.3	126.9	133.7	124.3	101.3	84.1	59.3
27,5°	271.4	272.9	275.0	281.8	284.4	283.1	161.7	129.8	124.1	112.8	98.7	79.7	58.0
30,0°	299.0	305.1	297.0	296.2	291.0	283.1	183.6	157.5	135.8	113.1	97.4	71.0	47.8
32,5°	329.3	325.9	307.9	310.3	317.6	317.6	161.7	147.3	130.3	106.6	91.7	56.9	36.6
35,0°	341.9	350.8	337.4	330.9	335.1	336.9	204.2	160.6	131.6	112.0	86.7	49.1	33.2
37,5°	364.3	367.2	344.5	340.6	350.5	353.6	221.5	171.1	138.4	121.7	79.4	42.0	38.1
40,0°	375.8	373.5	347.4	351.0	364.1	371.9	224.9	178.6	148.1	124.3	67.6	41.0	37.9
42,5°	393.6	370.3	352.3	357.6	369.8	379.2	245.5	183.9	155.9	118.1	57.5	43.1	40.0
45,0°	408.0	367.7	356.8	366.7	377.4	382.9	272.9	198.2	156.2	107.3	50.4	46.2	42.3
47,5°	413.2	363.6	357.3	369.3	379.8	381.8	279.2	199.3	158.8	89.1	47.0	45.7	41.5
50,0°	402.2	356.5	351.5	360.2	374.3	377.7	277.9	196.7	154.4	66.3	44.4	42.8	37.3
52,5°	377.4	338.0	339.5	349.2	367.0	369.8	278.9	200.1	150.2	52.0	40.0	37.9	33.4
55,0°	342.4	311.3	309.5	324.4	351.8	359.4	280.5	193.5	132.2	40.7	35.8	33.2	30.0
57,5°	313.2	274.8	269.3	290.7	319.7	326.5	269.5	170.3	94.0	42.3	32.4	30.6	27.4
60,0°	282.1	237.9	219.6	243.4	277.4	287.3	217.8	145.5	62.7	41.5	30.6	27.7	26.1
62,5°	230.1	186.7	175.2	188.0	209.2	225.7	169.0	109.4	48.3	37.6	29.0	26.6	25.6
65,0°	183.1	136.9	131.1	136.1	146.3	144.7	125.4	81.2	47.8	38.1	31.6	29.5	26.9
67,5°	145.5	93.5	79.9	81.7	85.4	84.6	113.4	69.5	60.6	47.8	37.3	32.9	29.5
70,0°	119.4	74.4	47.5	43.9	42.8	45.4	120.7	76.0	69.2	48.1	41.3	35.8	32.1
72,5°	85.1	61.9	31.9	24.0	23.0	23.5	115.2	78.6	66.9	44.1	42.6	35.5	33.4
75,0°	67.6	31.1	23.0	18.5	17.8	17.8	69.7	65.6	57.2	44.4	45.7	37.3	35.0
77,5°	46.0	21.7	17.5	15.9	15.9	15.7	64.8	52.5	47.3	43.4	40.5	38.7	37.1
80,0°	18.0	15.4	14.9	14.6	14.6	14.6	52.2	48.8	47.0	43.4	37.6	39.4	30.3
82,5°	14.9	13.8	13.6	13.6	13.6	13.6	37.1	38.7	40.5	37.6	35.5	26.9	17.0
85,0°	13.8	13.3	12.8	12.8	13.1	13.1	20.1	24.0	30.3	34.0	23.5	17.5	14.1
87,5°	12.0	11.8	11.8	12.0	12.0	12.0	12.0	12.5	12.0	9.4	8.9	8.4	7.3
90,0°	11.0	11.0	11.2	11.2	11.2	11.0	10.2	9.4	8.9	8.4	7.8	7.3	6.8
92,5°	10.4	10.4	10.4	10.4	10.4	10.4	9.1	8.9	8.4	7.8	7.3	6.8	6.3
95,0°	9.7	9.7	9.7	9.7	9.7	9.9	8.6	8.4	7.8	7.6	7.1	6.8	6.3
97,5°	9.1	8.9	8.9	8.9	8.9	8.9	8.4	7.8	7.6	7.3	6.8	6.3	6.3
100,0°	8.6	8.4	8.4	8.4	8.4	8.4	7.8	7.6	7.3	6.8	6.8	6.3	6.0
102,5°	8.1	8.1	8.4	8.4	8.1	8.4	7.6	7.3	7.1	6.8	6.3	6.0	5.7
105,0°	7.8	7.8	7.8	7.8	7.8	7.8	7.3	6.8	6.8	6.3	6.0	5.7	5.5
107,5°	7.6	7.3	7.3	7.3	7.3	7.3	6.8	6.5	6.3	6.0	5.7	5.2	5.2
110,0°	7.3	7.3	7.3	7.3	7.3	6.3	6.3	6.3	6.0	5.7	5.2	5.2	5.0
112,5°	6.8	6.8	6.8	6.8	6.8	5.7	6.3	5.7	5.7	5.2	5.2	4.7	4.7

## Lichttechnischer Prüfbefund

<b>Familie</b> <b>PILZLEUCHTE LED</b>	<b>Bestell-Nr.: 5XA5233AB14H + 5XA54000XBS</b> <b>EAN: 4058352436042 + 4050737971445</b>	<b>LP-Nummer</b> <b>59054_2</b>
<b>Wertetabelle Lichtstärkemessung</b>		<b>Maximale Lichtstärke</b>
		<b>sitEco</b>

C- Ebenen	220° 320°	225° 315°	230° 310°	235° 305°	240° 300°	245° 295°	250° 290°	255° 285°	260° 280°	265° 275°	270°	Phi-Zone	Summe Phi-Zone
γ	Lichtstärke in cd/klm											Lichtstrom in lm/klm	
0,0°	30.1	30.1	30.1	30.1	30.1	30.1	30.1	30.1	30.1	30.1	30.1	0.0	0.0
2,5°	27.7	27.9	28.5	28.2	27.7	27.7	27.7	29.0	29.8	29.8	29.8	0.4	0.5
5,0°	30.8	30.8	31.1	29.5	27.4	25.6	23.5	22.2	21.4	20.9	20.9	1.1	1.5
7,5°	32.6	37.6	39.7	37.3	35.5	31.3	25.6	21.7	19.3	18.3	18.3	2.3	3.8
10,0°	50.1	42.0	47.8	58.2	49.1	32.9	24.8	21.2	19.1	17.5	16.7	4.2	8.0
12,5°	44.9	47.5	51.5	54.6	42.0	27.4	20.4	17.5	17.8	18.3	17.8	6.1	14.1
15,0°	64.5	47.5	52.2	56.7	57.7	38.9	29.5	20.1	18.8	19.6	19.3	9.0	23.1
17,5°	86.4	68.4	55.9	45.4	29.0	30.6	37.3	31.6	23.8	19.1	16.2	11.5	34.6
20,0°	58.2	46.8	42.8	42.0	37.3	36.3	32.6	24.6	24.0	28.5	27.2	13.0	47.6
22,5°	45.4	35.0	32.6	30.8	31.3	30.0	29.8	25.6	28.2	30.8	28.2	14.9	62.5
25,0°	35.0	27.4	25.1	24.0	24.0	24.6	27.4	27.9	31.6	40.2	38.1	16.6	79.1
27,5°	37.1	27.9	23.2	20.6	20.4	19.8	25.9	28.5	24.6	29.0	29.8	19.1	98.2
30,0°	32.9	27.4	22.2	21.2	19.3	18.8	20.1	20.6	16.7	18.5	17.8	21.6	119.8
32,5°	31.6	27.9	23.0	21.2	19.3	17.2	17.5	17.5	14.4	15.9	15.7	24.3	144.1
35,0°	29.8	26.6	24.6	20.9	18.8	17.0	16.5	15.9	13.6	14.1	14.1	28.3	172.4
37,5°	32.1	26.4	22.2	20.1	19.3	17.0	15.7	14.9	13.3	13.3	13.6	31.7	204.2
40,0°	33.2	29.0	22.5	19.6	17.8	16.2	15.4	14.9	13.6	13.3	13.1	35.1	239.2
42,5°	34.7	27.9	23.2	21.7	17.8	16.2	14.9	14.4	13.1	12.8	13.1	38.5	277.7
45,0°	35.8	28.2	23.0	20.1	18.5	17.5	15.7	14.4	13.1	12.3	12.5	42.2	320.0
47,5°	35.0	28.5	23.2	23.2	22.7	21.2	18.3	15.9	13.8	12.3	12.0	46.1	366.1
50,0°	31.9	26.1	23.0	26.4	29.5	27.9	26.4	23.8	20.6	19.1	18.8	49.8	415.9
52,5°	28.5	24.6	24.0	30.3	34.7	35.3	34.0	32.4	31.1	29.0	28.2	53.1	469.1
55,0°	26.1	23.8	24.6	31.6	37.6	39.2	39.4	36.8	36.0	36.8	36.0	55.8	524.9
57,5°	24.6	23.2	24.3	31.1	36.6	40.0	41.8	39.7	38.1	37.1	36.6	57.6	582.5
60,0°	23.2	21.7	23.5	30.0	35.5	39.7	40.7	38.9	37.1	36.3	36.0	57.0	639.4
62,5°	22.7	21.4	24.6	29.5	34.7	38.7	40.0	38.4	35.0	35.0	34.5	54.9	694.3
65,0°	24.6	23.5	25.9	28.7	32.6	35.3	36.8	35.5	32.6	32.9	32.4	51.8	746.2
67,5°	28.5	26.9	27.2	30.0	32.4	33.2	33.2	30.6	27.9	26.4	26.1	48.7	794.8
70,0°	33.4	30.6	30.0	30.3	29.8	28.2	27.2	26.1	25.3	24.8	24.0	46.6	841.4
72,5°	34.5	32.6	30.6	31.1	27.7	22.5	21.4	20.6	20.4	19.8	19.8	42.5	883.9
75,0°	34.5	36.0	32.6	29.8	20.6	17.5	17.0	16.5	16.7	16.2	16.2	35.3	919.2
77,5°	34.5	27.4	14.9	13.3	12.5	11.5	11.0	11.0	11.8	11.2	12.0	24.2	943.4
80,0°	19.6	11.0	9.1	9.4	8.6	8.4	7.8	8.1	7.6	6.3	6.8	13.8	957.2
82,5°	13.6	10.4	7.8	7.1	6.5	6.3	6.3	5.7	4.7	4.2	4.2	8.4	965.6
85,0°	11.0	8.4	6.8	6.0	5.5	5.2	4.7	4.2	4.2	3.7	3.7	4.8	970.4
87,5°	6.8	6.3	5.7	5.2	5.0	4.7	4.2	3.7	3.7	3.7	3.7	2.7	973.1
90,0°	6.3	5.7	5.2	5.0	4.7	4.2	3.7	3.7	3.1	3.1	3.1	2.4	975.5
92,5°	6.0	5.5	5.2	4.7	4.2	4.2	3.7	3.4	3.1	3.1	3.1	2.2	977.8
95,0°	5.7	5.2	5.2	4.7	4.2	4.2	3.7	3.4	3.1	3.1	3.1	2.1	979.9
97,5°	5.7	5.2	5.0	4.7	4.2	3.9	3.7	3.1	3.1	3.1	3.1	2.0	981.8
100,0°	5.7	5.2	5.0	4.7	4.2	3.9	3.7	3.4	3.1	3.1	3.1	1.9	983.7
102,5°	5.5	5.2	4.7	4.7	4.2	3.7	3.7	3.1	3.1	3.1	3.1	1.8	985.5
105,0°	5.2	5.0	4.7	4.2	4.2	3.7	3.7	3.1	3.1	3.1	3.1	1.7	987.2
107,5°	4.7	4.7	4.4	4.2	4.2	3.7	3.7	3.1	3.1	3.1	2.6	1.6	988.8
110,0°	4.7	4.7	4.2	4.2	3.7	3.7	3.4	3.1	3.1	2.9	2.6	1.5	990.3
112,5°	4.4	4.2	4.2	3.9	3.7	3.4	3.1	3.1	2.9	2.6	2.1	1.4	991.7

## Lichttechnischer Prüfbefund

<b>Familie</b> <b>PILZLEUCHTE LED</b>	<b>Bestell-Nr.: 5XA5233AB14H + 5XA54000XBS</b> <b>EAN: 4058352436042 + 4050737971445</b>	<b>LP-Nummer</b> <b>59054_2</b>
<b>Wertetabelle Lichtstärkemessung</b>		<b>Maximale Lichtstärke</b>
		<b>siteco</b>

C- Ebenen	0° 180°	5° 175°	10° 170°	15° 165°	20° 160°	25° 155°	30° 150°	35° 145°	40° 140°	45° 135°	50° 130°	55° 125°	60° 120°
γ	Lichtstärke in cd/klm												
115,0°	5.7	6.3	6.3	6.3	6.3	6.3	6.3	6.3	6.3	6.3	6.8	6.8	6.8
117,5°	5.7	5.7	5.7	5.7	5.7	5.7	6.0	6.3	6.3	6.3	6.3	6.3	6.3
120,0°	5.2	5.2	5.5	5.5	5.7	5.7	5.7	5.7	5.7	5.7	5.7	6.3	6.3
122,5°	4.7	5.0	5.2	5.2	5.2	5.2	5.2	5.2	5.5	5.7	5.7	5.7	5.7
125,0°	4.2	4.7	4.7	4.7	4.7	4.7	4.7	4.7	4.7	5.2	5.2	5.2	5.2
127,5°	3.7	3.7	3.7	3.7	3.9	3.9	4.2	4.2	4.2	4.2	4.2	4.2	4.2
130,0°	2.9	2.9	3.1	3.1	3.1	3.1	3.1	3.1	3.1	3.1	3.1	3.1	3.1
132,5°	2.1	2.1	2.1	2.1	2.1	2.1	2.1	2.1	2.1	2.1	2.1	2.1	2.1
135,0°	2.1	2.1	2.1	2.1	1.8	2.1	1.8	1.8	1.8	1.8	1.6	1.6	1.6
137,5°	1.6	1.6	1.6	1.6	1.6	1.6	1.6	1.6	1.6	1.6	1.6	1.6	1.6
140,0°	1.6	1.6	1.6	1.6	1.3	1.3	1.0	1.0	1.3	1.0	1.0	1.0	1.0
142,5°	1.0	1.0	1.0	1.0	1.0	1.0	1.0	1.0	1.0	1.0	1.0	1.0	1.0
145,0°	1.0	1.0	1.0	1.0	1.0	1.0	1.0	1.0	1.0	1.0	0.8	0.5	0.5
147,5°	0.0	0.0	0.0	0.0	0.0	0.0	0.0	0.0	0.0	0.0	0.0	0.0	0.0
150,0°	0.0	0.0	0.0	0.0	0.0	0.0	0.0	0.0	0.0	0.0	0.0	0.0	0.0
152,5°	0.0	0.0	0.0	0.0	0.0	0.0	0.0	0.0	0.0	0.0	0.0	0.0	0.0
155,0°	0.0	0.0	0.0	0.0	0.0	0.0	0.0	0.0	0.0	0.0	0.0	0.0	0.0
157,5°	0.0	0.0	0.0	0.0	0.0	0.0	0.0	0.0	0.0	0.0	0.0	0.0	0.0
160,0°	0.0	0.0	0.0	0.0	0.0	0.0	0.0	0.0	0.0	0.0	0.0	0.0	0.0
162,5°	0.0	0.0	0.0	0.0	0.0	0.0	0.0	0.0	0.0	0.0	0.0	0.0	0.0
165,0°	0.0	0.0	0.0	0.0	0.0	0.0	0.0	0.0	0.0	0.0	0.0	0.0	0.0
167,5°	0.0	0.0	0.0	0.0	0.0	0.0	0.0	0.0	0.0	0.0	0.0	0.0	0.0
170,0°	0.0	0.0	0.0	0.0	0.0	0.0	0.0	0.0	0.0	0.0	0.0	0.0	0.0
172,5°	0.0	0.0	0.0	0.0	0.0	0.0	0.0	0.0	0.0	0.0	0.0	0.0	0.0
175,0°	0.0	0.0	0.0	0.0	0.0	0.0	0.0	0.0	0.0	0.0	0.0	0.0	0.0
177,5°	0.0	0.0	0.0	0.0	0.0	0.0	0.0	0.0	0.0	0.0	0.0	0.0	0.0
180,0°	0.0	0.0	0.0	0.0	0.0	0.0	0.0	0.0	0.0	0.0	0.0	0.0	0.0

## Lichttechnischer Prüfbefund

<b>Familie</b> <b>PILZLEUCHTE LED</b>	<b>Bestell-Nr.: 5XA5233AB14H + 5XA54000XBS</b> <b>EAN: 4058352436042 + 4050737971445</b>	<b>LP-Nummer</b> <b>59054_2</b>
<b>Wertetabelle Lichtstärkemessung</b>		<b>Maximale Lichtstärke</b>
		<b>siteco</b>

C- Ebenen	65° 115°	70° 110°	75° 105°	80° 100°	85° 95°	90°	185° 355°	190° 350°	195° 345°	200° 340°	205° 335°	210° 330°	215° 325°
γ	Lichtstärke in cd/klm												
115,0°	6.8	6.8	6.8	6.8	6.0	3.1	5.7	5.7	5.2	5.2	4.7	4.7	4.4
117,5°	6.3	6.3	6.3	6.3	5.2	2.6	5.2	5.2	5.0	4.7	4.7	4.2	4.2
120,0°	6.3	6.3	6.3	6.3	4.7	2.1	5.2	4.7	4.7	4.7	4.2	4.2	4.2
122,5°	5.7	5.7	5.7	5.7	3.7	1.6	4.7	4.7	4.2	4.2	4.2	3.9	3.7
125,0°	5.2	5.2	5.2	5.2	3.4	1.6	4.2	4.2	4.2	3.7	3.7	3.7	3.7
127,5°	4.2	4.2	4.2	4.2	2.6	1.6	3.7	3.7	3.7	3.1	3.1	3.1	3.1
130,0°	3.1	3.1	3.1	3.1	2.1	1.0	2.9	2.6	2.6	2.6	2.6	2.6	2.6
132,5°	2.1	2.1	2.1	2.1	1.6	1.0	2.1	2.1	2.1	2.1	2.1	2.1	2.1
135,0°	1.8	1.6	1.6	1.6	1.0	1.0	2.1	2.1	1.8	2.1	1.8	1.6	1.8
137,5°	1.6	1.6	1.6	1.3	1.0	0.5	1.6	1.6	1.6	1.6	1.6	1.6	1.6
140,0°	1.0	1.0	1.0	1.0	0.5	0.5	1.6	1.6	1.6	1.6	1.6	1.6	1.6
142,5°	1.0	1.0	1.0	0.5	0.5	0.5	1.3	1.0	1.6	1.3	1.6	1.3	1.6
145,0°	0.5	0.5	0.5	0.5	0.5	0.5	1.0	1.0	1.0	1.0	1.0	1.0	1.0
147,5°	0.0	0.0	0.0	0.0	0.0	0.0	0.0	0.0	0.0	0.0	0.0	0.0	0.0
150,0°	0.0	0.0	0.0	0.0	0.0	0.0	0.0	0.0	0.0	0.0	0.0	0.0	0.0
152,5°	0.0	0.0	0.0	0.0	0.0	0.0	0.0	0.0	0.0	0.0	0.0	0.0	0.0
155,0°	0.0	0.0	0.0	0.0	0.0	0.0	0.0	0.0	0.0	0.0	0.0	0.0	0.0
157,5°	0.0	0.0	0.0	0.0	0.0	0.0	0.0	0.0	0.0	0.0	0.0	0.0	0.0
160,0°	0.0	0.0	0.0	0.0	0.0	0.0	0.0	0.0	0.0	0.0	0.0	0.0	0.0
162,5°	0.0	0.0	0.0	0.0	0.0	0.0	0.0	0.0	0.0	0.0	0.0	0.0	0.0
165,0°	0.0	0.0	0.0	0.0	0.0	0.0	0.0	0.0	0.0	0.0	0.0	0.0	0.0
167,5°	0.0	0.0	0.0	0.0	0.0	0.0	0.0	0.0	0.0	0.0	0.0	0.0	0.0
170,0°	0.0	0.0	0.0	0.0	0.0	0.0	0.0	0.0	0.0	0.0	0.0	0.0	0.0
172,5°	0.0	0.0	0.0	0.0	0.0	0.0	0.0	0.0	0.0	0.0	0.0	0.0	0.0
175,0°	0.0	0.0	0.0	0.0	0.0	0.0	0.0	0.0	0.0	0.0	0.0	0.0	0.0
177,5°	0.0	0.0	0.0	0.0	0.0	0.0	0.0	0.0	0.0	0.0	0.0	0.0	0.0
180,0°	0.0	0.0	0.0	0.0	0.0	0.0	0.0	0.0	0.0	0.0	0.0	0.0	0.0

## Lichttechnischer Prüfbefund

<b>Familie</b> <b>PILZLEUCHTE LED</b>	<b>Bestell-Nr.: 5XA5233AB14H + 5XA54000XBS</b> <b>EAN: 4058352436042 + 4050737971445</b>	<b>LP-Nummer</b> <b>59054_2</b>
--	---	------------------------------------

<b>Wertetabelle Lichtstärkemessung</b>	<b>Maximale Lichtstärke</b>	<b>siteco</b>
--	-----------------------------	---------------

C- Ebenen	220° 320°	225° 315°	230° 310°	235° 305°	240° 300°	245° 295°	250° 290°	255° 285°	260° 280°	265° 275°	270°	Phi-Zone	Summe Phi-Zone
γ	Lichtstärke in cd/klm											Lichtstrom in lm/klm	
115,0°	4.2	4.2	3.9	3.7	3.7	3.4	3.1	3.1	2.6	2.4	1.6	1.3	993.0
117,5°	4.2	3.7	3.7	3.7	3.1	3.1	3.1	2.9	2.6	2.1	1.6	1.2	994.1
120,0°	3.7	3.7	3.7	3.1	3.1	3.1	2.6	2.6	2.6	2.1	1.6	1.1	995.3
122,5°	3.7	3.4	3.1	3.1	3.1	2.9	2.6	2.6	2.6	2.1	1.6	1.0	996.3
125,0°	3.4	3.1	3.1	3.1	2.6	2.6	2.6	2.6	2.1	1.8	1.6	0.9	997.2
127,5°	3.1	2.6	2.6	2.6	2.6	2.4	2.1	2.1	2.1	1.6	1.6	0.7	997.9
130,0°	2.6	2.1	2.1	2.1	2.1	2.1	2.1	1.6	1.6	1.6	1.6	0.6	998.4
132,5°	2.1	2.1	2.1	2.1	1.8	1.6	1.6	1.6	1.6	1.6	1.6	0.4	998.8
135,0°	1.8	1.8	1.6	1.6	1.6	1.6	1.6	1.6	1.6	1.6	1.6	0.3	999.2
137,5°	1.6	1.6	1.6	1.6	1.6	1.6	1.6	1.6	1.6	1.0	1.0	0.3	999.4
140,0°	1.6	1.6	1.6	1.6	1.6	1.6	1.3	1.0	1.0	1.0	1.0	0.2	999.7
142,5°	1.6	1.3	1.0	1.0	1.0	1.0	1.0	1.0	1.0	1.0	1.0	0.2	999.9
145,0°	1.0	1.0	1.0	1.0	1.0	1.0	1.0	1.0	1.0	1.0	1.0	0.1	1000.0
147,5°	0.0	0.0	0.0	0.0	0.0	0.0	0.0	0.0	0.0	0.0	0.0	0.0	1000.0
150,0°	0.0	0.0	0.0	0.0	0.0	0.0	0.0	0.0	0.0	0.0	0.0	0.0	1000.0
152,5°	0.0	0.0	0.0	0.0	0.0	0.0	0.0	0.0	0.0	0.0	0.0	0.0	1000.0
155,0°	0.0	0.0	0.0	0.0	0.0	0.0	0.0	0.0	0.0	0.0	0.0	0.0	1000.0
157,5°	0.0	0.0	0.0	0.0	0.0	0.0	0.0	0.0	0.0	0.0	0.0	0.0	1000.0
160,0°	0.0	0.0	0.0	0.0	0.0	0.0	0.0	0.0	0.0	0.0	0.0	0.0	1000.0
162,5°	0.0	0.0	0.0	0.0	0.0	0.0	0.0	0.0	0.0	0.0	0.0	0.0	1000.0
165,0°	0.0	0.0	0.0	0.0	0.0	0.0	0.0	0.0	0.0	0.0	0.0	0.0	1000.0
167,5°	0.0	0.0	0.0	0.0	0.0	0.0	0.0	0.0	0.0	0.0	0.0	0.0	1000.0
170,0°	0.0	0.0	0.0	0.0	0.0	0.0	0.0	0.0	0.0	0.0	0.0	0.0	1000.0
172,5°	0.0	0.0	0.0	0.0	0.0	0.0	0.0	0.0	0.0	0.0	0.0	0.0	1000.0
175,0°	0.0	0.0	0.0	0.0	0.0	0.0	0.0	0.0	0.0	0.0	0.0	0.0	1000.0
177,5°	0.0	0.0	0.0	0.0	0.0	0.0	0.0	0.0	0.0	0.0	0.0	0.0	1000.0
180,0°	0.0	0.0	0.0	0.0	0.0	0.0	0.0	0.0	0.0	0.0	0.0	0.0	1000.0



## Lichttechnischer Prüfbefund

<b>Familie</b> <b>PILZLEUCHTE LED</b>	<b>Bestell-Nr.: 5XA5233AB14H + 5XA54000XBS</b> <b>EAN: 4058352436042 + 4050737971445</b>	<b>LP-Nummer</b> <b>59054_2</b>
<b>Dimmstufen-Tabelle</b>		<b>Umgebungstemperatur: 25°C</b>
<b>siteco</b>		

Lichtstrom [%]	Dimmstufe linear	Lichtstrom [lm]	Systemleistung [W] Lebensdauerbeginn	Systemleistung [W] Lebensdauerende	Systemleistung [W] Durchschnitt
100	254	1540	14.8	15.5	15.1
95	241	1461	13.9	14.7	14.3
90	229	1388	13.1	13.8	13.5
85	216	1310	12.2	12.9	12.6
80	203	1231	11.6	12.1	11.8
75	190	1152	10.7	11.3	11.0
70	178	1079	10.1	10.5	10.3
65	165	1000	9.3	9.7	9.5
60	152	922	8.6	9.0	8.8
55	140	849	8.0	8.3	8.2
50	127	770	7.4	7.6	7.5
45	114	691	6.7	7.0	6.8
40	102	618	6.2	6.3	6.2
35	89	540	5.5	5.7	5.6
30	76	461	4.8	5.0	4.9
25	63	382	4.2	4.4	4.3
20	51	309	3.6	3.7	3.7
15	38	230	2.8	2.9	2.9