

Lichttechnischer Prüfbefund

Familie
Streetlight 21 midi LED

Bestell-Nr.: 5XE3D42D08MA
EAN: 4058352473009

LP-Nummer
59076_110



Ausführung	Mastansatz- / Mastaufsatzmontage
Optik	asymmetrisch, breit strahlend (ST1.0a)
Abdeckung	Einscheibensicherheitsglas (ESG)
Bestückung	LED 4000 K CRI ≥ 70
Betriebsgerät	EVG-DALI Plus
Bemessungswerte	Nettolichtstrom = 20180 lm Systemleistung = 146.9 W Lichtausbeute = 137.3 lm/W

Seriendokumentation
10.12.2020

sitEco

Lichtstärke in cd/klm

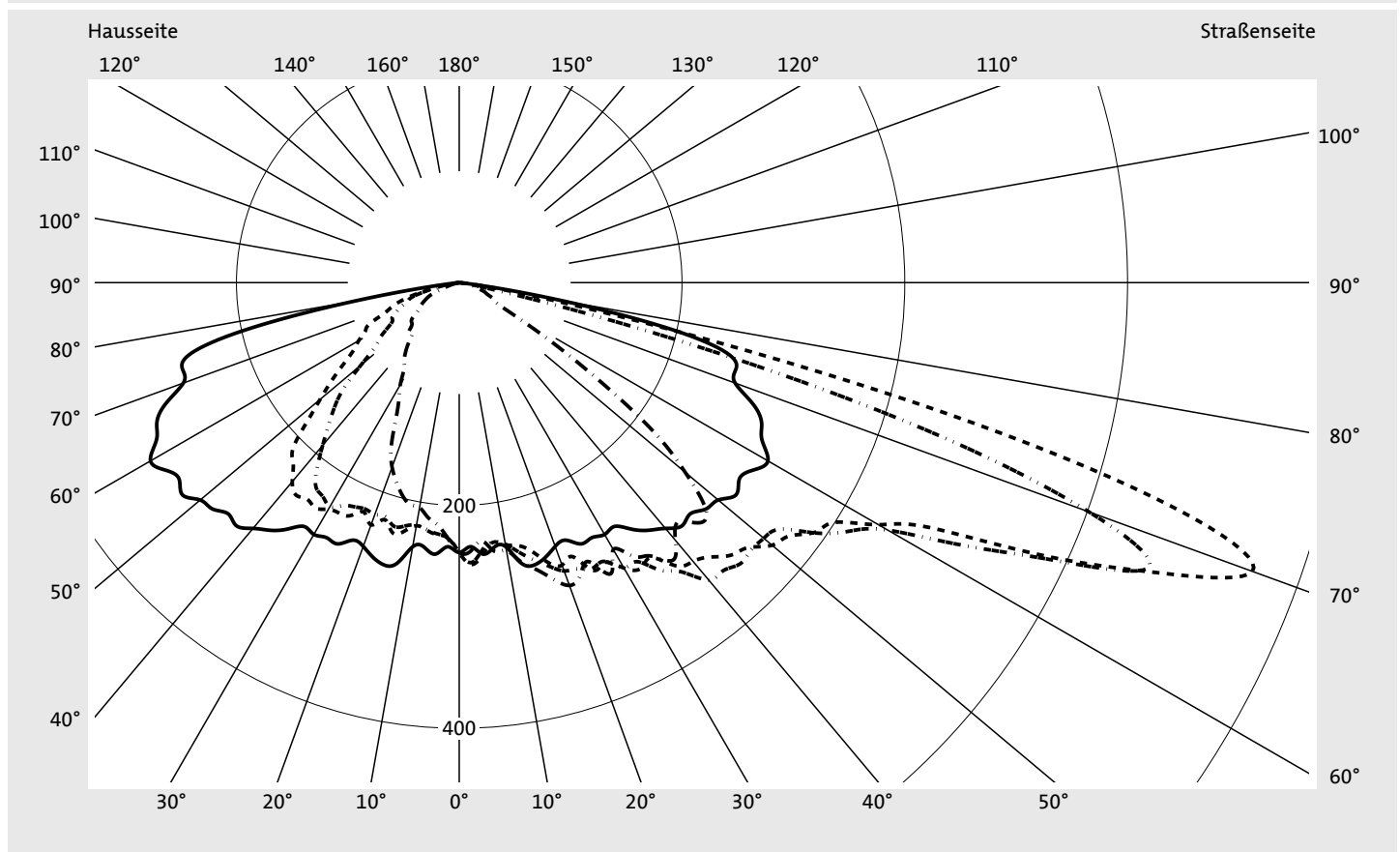
C180-0

C205-25

C210-30

C270-90

Imax: 758 cd/klm



Leuchtenbetriebswirkungsgrade

Eta	100.0%
Eta 0° - 90°	100.0%
Eta 90° - 180°	0.0%

Lichtstärkeklasse nach EN13201-2

Klasse:	G3
Imax 70°	757.8
Imax 80°	95.1
Imax 90°	0.0
Imax >90°	0.0
Imax >95°	0.0

Messbedingungen

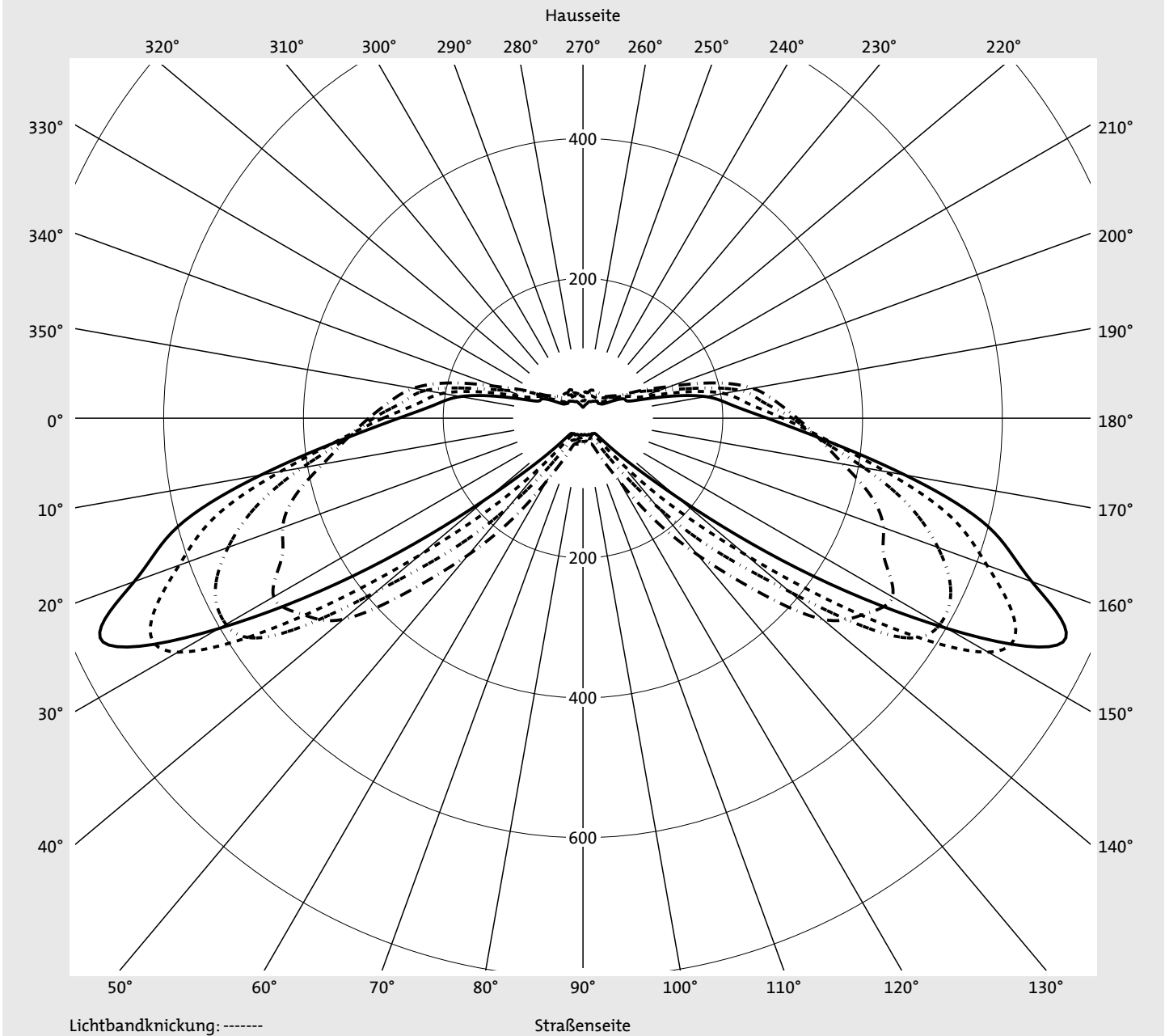
DIN EN 13032 und DIN 5032

Lichttechnischer Prüfbefund

Familie Streetlight 21 midi LED	Bestell-Nr.: 5XE3D42D08MA EAN: 4058352473009	LP-Nummer 59076_110
---	---	-------------------------------



Kegelmantelkurven in cd/klm **KMK 70°** **KMK 67,5°** **KMK 65°** **KMK 62,5°**



Lichttechnischer Prüfbefund

Familie Streetlight 21 midi LED	Bestell-Nr.: 5XE3D42D08MA EAN: 4058352473009	LP-Nummer 59076_110
--	---	--------------------------------------

Wertetabelle Lichtstärkemessung	Maximale Lichtstärke	siteco
--	-----------------------------	---------------

C- Ebenen	0° 180°	5° 175°	10° 170°	15° 165°	20° 160°	25° 155°	30° 150°	35° 145°	40° 140°	45° 135°	50° 130°	55° 125°	60° 120°
γ	Lichtstärke in cd/klm												
0,0°	242.2	242.2	242.2	242.2	242.2	242.2	242.2	242.2	242.2	242.2	242.2	242.2	242.2
2,5°	237.2	240.2	243.6	247.1	250.1	253.3	251.5	253.0	253.9	252.9	249.2	247.7	247.6
5,0°	244.6	247.2	246.5	245.5	245.0	244.3	240.5	238.5	236.3	236.3	235.1	233.7	233.4
7,5°	239.7	245.1	248.3	244.6	238.3	235.0	234.8	231.4	230.3	234.8	234.3	239.5	238.7
10,0°	240.7	249.2	251.4	243.9	239.9	238.9	238.4	242.1	240.6	240.8	243.3	249.6	251.2
12,5°	258.0	251.3	242.2	234.8	236.0	241.7	247.8	251.1	250.2	252.7	253.4	256.8	257.4
15,0°	262.2	249.0	244.4	246.5	247.0	249.2	257.5	261.4	264.2	266.4	265.5	261.6	261.2
17,5°	258.3	251.3	248.4	253.2	259.5	262.9	266.6	264.1	266.6	271.6	270.9	268.4	275.4
20,0°	251.9	249.8	249.6	255.8	262.8	269.8	275.4	276.2	274.3	273.3	279.4	281.1	281.7
22,5°	250.2	252.4	255.0	266.6	270.7	266.2	278.1	280.2	283.2	284.7	277.3	280.4	284.0
25,0°	258.8	258.1	263.4	267.5	275.0	285.0	283.0	287.9	292.3	291.9	288.1	291.2	291.4
27,5°	258.1	259.3	264.2	271.8	275.5	283.2	282.1	292.3	297.8	295.7	295.0	295.6	295.2
30,0°	261.0	264.7	278.4	274.8	287.8	295.8	295.6	301.4	307.5	307.5	302.4	301.2	298.5
32,5°	259.5	271.5	275.0	285.5	290.4	303.8	296.9	312.8	318.7	323.5	314.1	299.9	297.4
35,0°	270.2	277.9	282.4	285.4	294.7	301.1	315.2	320.4	320.7	320.8	310.6	315.9	307.3
37,5°	280.1	288.9	291.9	300.1	302.5	320.5	327.1	330.1	327.2	324.3	312.1	312.9	322.0
40,0°	288.0	294.9	294.8	301.0	311.0	326.6	348.4	339.0	340.9	323.5	314.9	336.9	331.0
42,5°	296.1	297.5	298.1	316.3	327.4	334.0	350.7	340.8	336.4	326.9	332.4	337.9	345.0
45,0°	293.4	307.2	308.2	316.1	329.3	345.7	356.8	343.0	340.7	351.3	353.6	361.0	358.7
47,5°	300.6	307.3	314.8	328.8	344.9	352.0	355.2	354.7	351.0	370.6	372.7	358.6	351.6
50,0°	303.5	304.1	310.6	329.1	357.1	366.7	357.0	357.9	374.0	384.7	373.8	352.0	342.3
52,5°	313.1	308.3	311.4	326.1	362.1	373.6	363.6	377.1	396.3	399.9	374.1	343.5	326.4
55,0°	307.1	316.8	324.7	337.2	363.3	390.4	392.0	402.7	402.8	386.8	366.3	344.1	310.0
57,5°	313.1	325.8	337.5	353.8	370.6	400.3	415.2	426.0	418.2	382.6	371.0	318.2	258.7
60,0°	320.0	336.4	356.7	382.3	399.2	434.6	444.2	455.3	436.4	397.2	321.8	253.6	192.9
62,5°	306.5	339.5	378.1	425.8	457.4	476.0	511.2	489.6	447.5	347.0	255.1	175.8	103.5
65,0°	299.6	340.0	408.3	483.0	540.4	580.6	589.8	543.1	386.3	266.9	165.4	84.9	43.0
67,5°	285.8	348.9	439.6	545.0	615.1	681.0	669.3	499.2	304.3	169.4	77.8	34.0	31.0
70,0°	263.6	344.2	467.8	600.6	683.4	757.8	601.6	373.8	175.0	76.2	32.7	27.1	25.4
72,5°	260.2	352.1	495.4	595.6	690.0	674.7	438.4	194.3	80.1	34.9	24.8	22.8	22.3
75,0°	251.4	355.3	453.9	502.5	563.4	449.7	222.3	65.9	33.6	23.0	18.2	18.2	18.1
77,5°	197.9	250.8	269.9	280.6	272.8	192.3	58.2	20.2	16.5	16.7	17.0	14.7	13.0
80,0°	95.1	86.3	83.1	87.4	87.1	61.8	14.5	10.9	9.9	10.1	14.8	9.2	8.4
82,5°	19.9	14.9	10.6	15.6	24.6	15.4	6.7	8.0	5.4	4.5	5.7	4.8	5.3
85,0°	1.2	1.1	1.6	1.3	1.6	1.7	1.9	2.0	2.1	1.8	1.8	1.6	1.8
87,5°	0.3	0.3	0.4	0.4	0.4	0.4	0.4	0.5	0.5	0.4	0.4	0.5	0.5
90,0°	0.0	0.0	0.0	0.0	0.0	0.0	0.0	0.0	0.0	0.0	0.0	0.0	0.0

Lichttechnischer Prüfbefund

Familie Streetlight 21 midi LED	Bestell-Nr.: 5XE3D42D08MA EAN: 4058352473009	LP-Nummer 59076_110
Wertetabelle Lichtstärkemessung		Maximale Lichtstärke
		siteco

C- Ebenen	65° 115°	70° 110°	75° 105°	80° 100°	85° 95°	90°	185° 355°	190° 350°	195° 345°	200° 340°	205° 335°	210° 330°	215° 325°
γ	Lichtstärke in cd/klm												
0,0°	242.2	242.2	242.2	242.2	242.2	242.2	242.2	242.2	242.2	242.2	242.2	242.2	242.2
2,5°	246.5	245.6	245.8	243.2	241.6	241.0	237.5	234.9	231.4	229.7	229.1	229.7	228.7
5,0°	231.5	228.9	230.8	232.5	234.2	232.7	235.6	233.9	229.2	227.3	227.0	226.3	224.2
7,5°	238.9	237.7	239.2	239.1	238.8	243.3	233.9	231.9	226.6	222.4	224.0	223.5	219.5
10,0°	251.1	250.4	247.0	246.6	242.9	244.2	232.6	230.0	230.1	225.8	221.6	221.1	218.9
12,5°	255.3	254.8	254.6	255.0	256.4	256.8	251.6	236.9	233.3	228.9	228.6	223.7	220.7
15,0°	261.0	263.4	264.6	269.2	266.7	266.5	251.8	236.5	234.4	231.8	232.1	226.4	214.7
17,5°	273.5	269.8	271.0	269.3	274.0	278.7	254.8	236.7	230.6	229.6	223.0	220.4	211.5
20,0°	277.0	273.8	278.5	273.5	277.4	289.2	253.6	246.1	236.7	232.5	231.4	221.3	218.5
22,5°	283.3	280.0	281.4	274.0	278.9	284.1	258.2	245.1	237.3	231.5	223.1	220.1	214.1
25,0°	291.6	289.2	282.7	284.9	281.8	276.4	256.1	253.5	245.1	231.6	230.7	222.1	220.2
27,5°	291.0	297.1	284.7	284.4	283.7	294.6	253.8	262.2	247.2	243.6	233.3	225.6	220.2
30,0°	299.4	285.0	290.4	287.0	284.1	276.6	260.1	262.3	252.5	242.6	235.0	232.1	216.3
32,5°	303.1	294.9	292.6	291.3	291.6	291.4	267.1	268.3	257.6	249.2	239.9	227.8	207.5
35,0°	305.6	303.8	309.8	304.1	309.8	299.5	265.1	272.9	264.3	257.9	237.6	224.2	192.7
37,5°	327.6	321.4	316.6	327.0	311.9	314.4	267.5	273.9	266.0	253.1	240.5	209.6	171.7
40,0°	335.6	329.6	322.7	314.6	317.2	302.1	280.5	272.5	268.4	257.7	233.1	190.7	159.6
42,5°	344.1	323.1	317.5	312.8	305.5	291.3	285.6	276.8	274.2	255.0	220.5	173.7	147.1
45,0°	334.8	321.1	311.8	310.6	303.9	304.9	290.4	275.0	272.0	249.5	211.3	158.5	132.3
47,5°	329.8	320.9	301.3	306.7	283.3	299.9	289.6	280.3	276.9	239.7	185.9	140.8	119.7
50,0°	322.5	303.3	286.7	277.3	266.1	264.8	299.6	279.3	263.2	226.2	163.0	115.2	100.4
52,5°	304.5	279.5	254.9	243.3	227.8	220.6	304.6	284.5	261.5	202.5	144.2	95.6	87.7
55,0°	271.9	232.3	195.4	182.8	167.1	154.6	302.4	281.2	248.9	189.5	126.0	87.0	82.7
57,5°	205.3	164.9	136.9	107.6	100.1	94.8	295.7	276.1	229.0	169.2	112.1	76.9	69.4
60,0°	135.3	91.2	69.1	54.0	51.1	48.0	295.6	255.4	206.1	148.6	104.2	69.2	64.4
62,5°	63.8	41.6	38.3	37.4	35.9	35.9	276.8	246.4	194.9	133.5	95.3	67.9	56.0
65,0°	34.8	33.0	36.1	33.5	33.3	33.3	259.4	228.7	165.0	116.1	89.9	62.4	52.0
67,5°	28.3	30.3	30.4	29.0	28.2	27.1	237.7	204.2	142.9	89.0	74.0	56.7	44.9
70,0°	26.6	24.6	25.1	24.3	23.4	24.3	214.1	178.1	117.5	71.7	65.1	49.6	35.8
72,5°	20.9	22.8	22.1	20.1	20.0	18.5	199.3	149.2	98.9	60.6	55.2	45.6	31.0
75,0°	18.0	17.9	18.1	15.7	15.1	15.9	176.2	102.0	69.4	40.3	40.9	34.6	28.7
77,5°	14.2	13.9	12.6	12.2	11.3	11.2	100.8	18.4	18.7	26.1	24.0	21.5	20.6
80,0°	9.5	8.9	8.4	8.0	6.9	6.7	38.7	5.8	7.9	14.6	11.5	12.5	10.7
82,5°	4.7	5.0	4.6	3.8	3.5	3.5	7.8	3.4	3.6	6.4	5.1	4.4	4.3
85,0°	2.1	1.9	1.8	1.5	1.1	1.5	1.2	1.1	1.1	1.1	1.1	1.1	0.9
87,5°	0.4	0.4	0.4	0.3	0.3	0.7	0.3	0.2	0.3	0.3	0.2	0.2	0.1
90,0°	0.0	0.0	0.0	0.0	0.0	0.0	0.0	0.0	0.0	0.0	0.0	0.0	0.0

Lichttechnischer Prüfbefund

Familie Streetlight 21 midi LED	Bestell-Nr.: 5XE3D42D08MA EAN: 4058352473009	LP-Nummer 59076_110
--	---	--------------------------------------

Wertetabelle Lichtstärkemessung	Maximale Lichtstärke	siteco
--	-----------------------------	---------------

C- Ebenen	220° 320°	225° 315°	230° 310°	235° 305°	240° 300°	245° 295°	250° 290°	255° 285°	260° 280°	265° 275°	270°	Phi-Zone	Summe Phi-Zone
γ	Lichtstärke in cd/klm											Lichtstrom in lm/klm	
0,0°	242.2	242.2	242.2	242.2	242.2	242.2	242.2	242.2	242.2	242.2	242.2	0.4	0.4
2,5°	228.8	228.3	228.5	228.0	228.0	228.7	228.7	231.0	230.4	231.6	230.0	2.9	3.2
5,0°	224.8	225.1	221.3	223.3	220.3	219.6	217.9	216.2	216.4	215.3	218.6	5.5	8.7
7,5°	220.9	217.1	216.6	214.6	211.5	209.0	207.0	206.4	212.3	211.0	212.9	8.2	16.9
10,0°	212.8	212.3	211.5	209.7	207.2	204.3	201.1	201.2	202.8	204.7	205.0	10.9	27.9
12,5°	217.1	216.0	210.6	208.5	204.9	207.1	208.1	204.9	204.6	202.9	203.9	13.9	41.8
15,0°	211.1	211.6	209.7	208.3	208.4	199.1	197.1	199.6	201.2	197.7	197.5	16.9	58.7
17,5°	211.3	207.4	206.9	203.8	201.8	202.0	195.0	187.2	191.9	191.4	187.7	19.7	78.4
20,0°	213.6	205.7	202.9	195.4	190.5	187.5	184.4	179.4	172.2	171.5	176.2	22.5	100.9
22,5°	212.9	210.7	194.4	186.3	177.3	171.4	168.7	164.9	160.5	160.6	159.6	25.0	125.9
25,0°	207.0	196.3	186.3	173.2	173.2	166.6	162.4	151.7	148.3	140.9	134.3	27.8	153.7
27,5°	205.7	183.9	171.4	164.0	160.4	151.4	145.5	135.8	126.3	118.7	117.1	30.1	183.8
30,0°	186.6	174.1	167.0	162.4	148.6	139.7	122.7	116.4	109.9	107.3	105.9	32.6	216.3
32,5°	175.3	165.5	162.0	143.4	132.8	123.0	112.7	104.0	100.1	96.4	92.3	35.0	251.3
35,0°	168.9	162.9	151.7	132.5	123.6	110.4	102.5	95.4	88.8	88.3	86.2	37.5	288.8
37,5°	154.1	150.9	143.5	124.9	111.8	100.4	94.1	85.8	82.5	77.7	79.4	40.1	328.9
40,0°	146.7	143.1	129.9	114.4	102.6	93.9	81.3	76.5	72.4	72.8	70.8	42.4	371.3
42,5°	142.1	129.9	121.4	103.1	90.1	80.9	72.5	69.7	70.3	66.8	63.1	44.2	415.5
45,0°	124.3	119.9	105.6	93.4	78.6	73.7	68.4	68.6	64.0	63.1	64.5	46.2	461.7
47,5°	112.2	105.5	95.1	80.2	69.5	67.1	63.7	61.0	61.9	62.9	58.3	47.7	509.4
50,0°	97.1	86.2	81.0	69.9	65.2	62.2	59.9	57.5	58.2	56.9	55.7	48.2	557.6
52,5°	81.4	76.9	71.9	64.5	61.2	57.0	55.7	54.0	52.9	51.0	53.4	48.5	606.2
55,0°	72.4	66.4	64.2	58.5	55.6	52.3	52.1	49.6	48.4	46.8	46.3	47.9	654.0
57,5°	63.8	60.2	56.0	51.2	50.2	51.5	48.3	47.3	44.5	43.7	41.9	46.4	700.4
60,0°	52.9	50.5	50.6	46.0	48.1	46.5	47.5	42.4	40.8	41.6	38.9	44.7	745.2
62,5°	49.0	44.0	43.6	43.5	43.0	44.9	42.5	41.4	36.9	37.8	35.1	43.7	788.8
65,0°	46.0	41.2	39.4	40.3	38.3	37.3	38.4	37.2	34.9	32.2	31.0	43.4	832.2
67,5°	36.6	34.3	35.2	34.3	34.4	34.1	34.2	31.5	29.4	25.2	25.2	42.6	874.8
70,0°	32.1	30.4	31.6	29.6	27.9	26.0	25.2	21.7	19.5	17.0	15.7	39.8	914.6
72,5°	26.7	27.4	25.8	25.7	21.0	20.1	16.5	13.8	12.3	12.4	11.0	35.2	949.9
75,0°	21.8	21.8	21.8	20.0	15.4	14.0	12.0	9.0	7.9	7.7	7.0	27.3	977.2
77,5°	15.9	14.8	13.6	12.0	9.9	8.9	7.1	5.2	3.1	2.1	2.4	15.0	992.2
80,0°	7.8	7.4	6.6	6.1	5.8	5.3	3.8	2.4	1.3	0.7	1.0	5.8	998.0
82,5°	3.2	2.6	2.4	3.5	2.9	2.3	1.6	0.9	0.4	0.3	0.2	1.7	999.6
85,0°	0.8	0.6	0.6	0.5	0.4	0.4	0.3	0.2	0.1	0.0	0.1	0.3	999.9
87,5°	0.1	0.1	0.1	0.0	0.0	0.0	0.0	0.0	0.0	0.0	0.0	0.1	1000.0
90,0°	0.0	0.0	0.0	0.0	0.0	0.0	0.0	0.0	0.0	0.0	0.0	0.0	1000.0

Lichttechnischer Prüfbefund

Familie Streetlight 21 midi LED	Bestell-Nr.: 5XE3D42D08MA EAN: 4058352473009	LP-Nummer 59076_110
Dimmstufen-Tabelle		Umgebungstemperatur: 25°C
siteco		

Lichtstrom [%]	Dimmstufe linear	Dimmstufe logarithmisch	Lichtstrom [lm]	Systemleistung [W] Lebensdauerbeginn	Systemleistung [W] Lebensdauerende	Systemleistung [W] Durchschnitt
100	254	254	20180	146.9	155.2	151.1
95	237	251	19169	137.0	144.6	140.8
90	221	249	18175	127.5	134.7	131.1
85	205	246	17144	118.4	124.8	121.6
80	190	243	16137	109.7	115.7	112.7
75	176	241	15160	101.7	107.2	104.5
70	162	238	14153	93.8	98.8	96.3
65	148	234	13120	85.9	90.5	88.2
60	135	231	12123	78.6	82.8	80.7
55	122	228	11098	71.4	75.1	73.2
50	110	224	10125	64.8	68.1	66.4
45	97	220	9047	57.6	60.5	59.0
40	86	216	8106	51.6	54.2	52.9
35	74	211	7060	44.9	47.3	46.1
30	63	205	6082	38.9	40.9	39.9
25	52	199	5082	33.0	34.5	33.8
20	41	192	4060	27.1	28.3	27.7
15	30	183	3018	21.2	22.1	21.7

Dimmstufen-Tabelle


Umgebungstemperatur: 5°C

Lichtstrom [%]	Dimmstufe linear	Dimmstufe logarithmisch	Lichtstrom [lm]	Systemleistung [W] Lebensdauerbeginn	Systemleistung [W] Lebensdauerende	Systemleistung [W] Durchschnitt
100	254	254	20900	148.6	156.9	152.7
95	238	252	19872	139.1	146.8	142.9
90	222	249	18809	129.6	136.9	133.2
85	207	246	17780	120.9	127.5	124.2
80	192	244	16718	112.2	118.4	115.3
75	178	241	15694	104.1	109.8	106.9
70	164	238	14645	96.1	101.3	98.7
65	150	235	13569	88.2	92.8	90.5
60	137	232	12538	80.8	85.1	82.9
55	124	228	11483	73.5	77.3	75.4
50	112	225	10484	66.8	70.2	68.5
45	99	220	9378	59.5	62.5	61.0
40	87	216	8329	52.8	55.5	54.2
35	76	212	7351	46.7	49.2	47.9
30	64	206	6264	40.1	42.0	41.1
25	53	200	5246	34.0	35.6	34.8
20	42	193	4210	28.1	29.2	28.7
15	31	184	3152	22.1	23.0	22.5

Dimmstufen-Tabelle

Umgebungstemperatur: 15°C

Lichttechnischer Prüfbefund

Familie Streetlight 21 midi LED		Bestell-Nr.: 5XE3D42D08MA EAN: 4058352473009				LP-Nummer 59076_110	
Lichtstrom [%]	Dimmstufe linear	Dimmstufe logarithmisch	Lichtstrom [lm]	Systemleistung [W] Lebensdauerbeginn	Systemleistung [W] Lebensdauerende	 Systemleistung [W] Durchschnitt	
100	254	254	20570	147.7	156.0	151.9	
95	237	251	19515	137.8	145.4	141.6	
90	221	249	18483	128.2	135.4	131.8	
85	206	246	17483	119.6	126.1	122.9	
80	191	244	16448	111.0	117.1	114.0	
75	177	241	15446	102.9	108.5	105.7	
70	163	238	14416	94.9	100.0	97.5	
65	149	235	13360	87.0	91.6	89.3	
60	136	231	12344	79.7	83.9	81.8	
55	123	228	11302	72.5	76.2	74.3	
50	111	224	10316	65.7	69.1	67.4	
45	98	220	9222	58.5	61.5	60.0	
40	87	216	8271	52.5	55.1	53.8	
35	75	211	7213	45.8	48.2	47.0	
30	63	205	6134	39.2	41.2	40.2	
25	52	199	5123	33.2	34.8	34.0	
20	41	192	4092	27.3	28.5	27.9	
15	30	183	3040	21.3	22.2	21.8	

Lichttechnischer Prüfbefund

Familie
Streetlight 21 midi LED

Bestell-Nr.: 5XE3D42D08MA
EAN: 4058352473009

LP-Nummer
59076_110

Lichtstrom-Tabelle

siteco

Temperatur °C	Lichtstrom lm	Systemleistung W
25.0	20180.0	146.9
5.0	20900.0	148.6
15.0	20570.0	147.7