
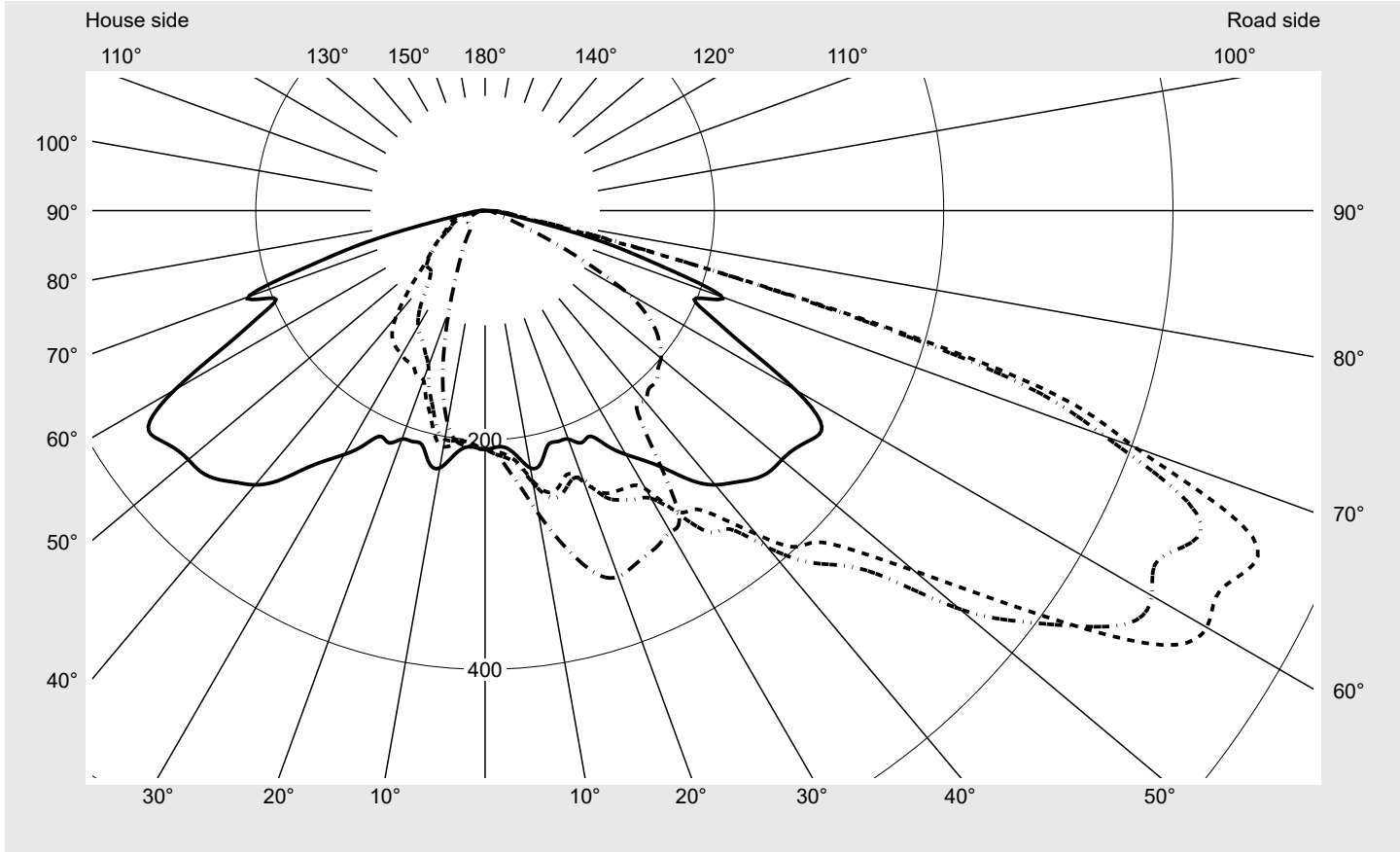


Photometric test report

Family DL® 30 LED	Order number: 5XA5132K1B08A4 EAN: 4058352059197	LP number 57201_10
	Version post-top mounting Optic direct, asymmetric wide distribution S120004 Cover PMMA cover, impact resistant, IK08 Lamps LED 4000 K CRI ≥ 70 Controlgear ECG Plus Rated values Net luminous flux = 2740 lm Power consumption = 21.2 W Luminous efficacy = 129.2 lm/W	serial documentation 18.11.2020



Luminous intensity in cd/klm C180-0 C205-25 C210-30 C270-90 **Imax: 736 cd/klm**



Luminaire output ratios	
Eta	100.0%
Eta 0° - 90°	100.0%
Eta 90° - 180°	0.0%

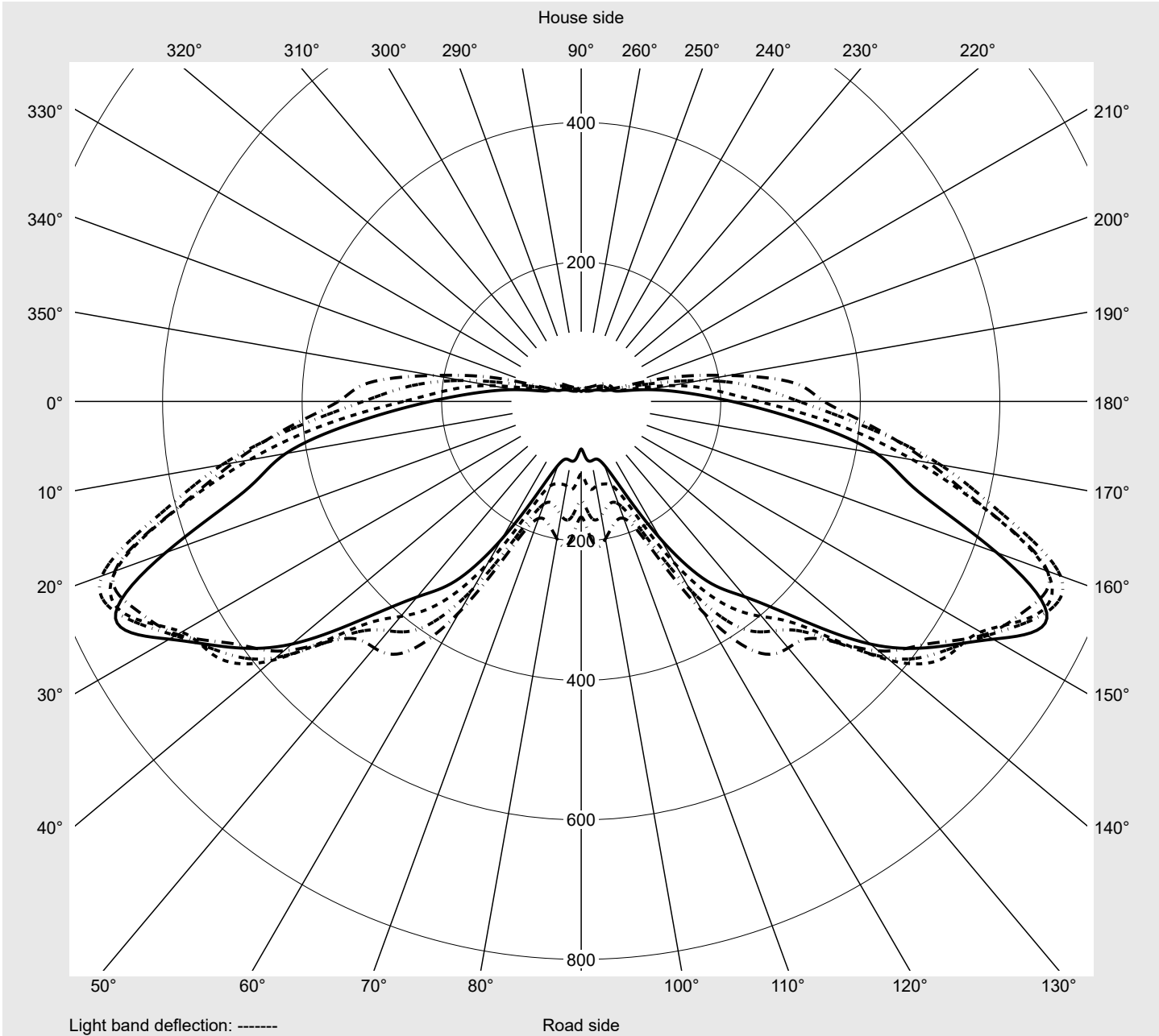
Luminous intensity class acc. to EN13201-2	
Class:	G3
Imax 70°	602.8
Imax 80°	49.3
Imax 90°	0.0
Imax >90°	0.0
Imax >95°	0.0

Measurement conditions
DIN EN 13032 and DIN 5032

Photometric test report

Family DL® 30 LED	Order number: 5XA5132K1B08A4 EAN: 4058352059197	LP number 57201_10
------------------------------------	--	-------------------------------------

Envelope curve in cd/klm **KMK 65°** **KMK 62,5°** **KMK 60°** **KMK 57,5°** **siteco**



Photometric test report

Family DL® 30 LED	Order number: 5XA5132K1B08A4 EAN: 4058352059197	LP number 57201_10
------------------------------------	--	-------------------------------------



Table of values for luminous intensities Maximum luminous intensity

C-planes	0° 180°	5° 175°	10° 170°	15° 165°	20° 160°	25° 155°	30° 150°	35° 145°	40° 140°	45° 135°	50° 130°	55° 125°	60° 120°
γ	Luminous intensity in cd/klm												
0,0°	208.2	208.2	208.2	208.2	208.2	208.2	208.2	208.2	208.2	208.2	208.2	208.2	208.2
2,5°	206.6	208.1	209.9	210.5	209.9	210.2	212.6	214.7	213.8	212.9	212.0	212.0	212.6
5,0°	207.5	209.0	211.4	212.9	212.9	213.8	216.5	220.1	220.7	220.7	221.0	222.2	223.7
7,5°	216.2	218.6	221.0	221.9	221.6	222.5	224.6	228.4	229.9	230.8	232.6	234.7	238.0
10,0°	227.8	231.4	235.3	238.0	238.0	239.2	241.3	244.0	245.2	245.8	247.3	251.2	254.8
12,5°	225.5	232.6	239.8	245.5	248.2	251.5	255.4	258.6	260.1	260.4	261.3	264.3	268.5
15,0°	211.7	218.6	226.6	235.6	242.2	249.1	256.5	262.5	267.0	268.8	270.3	273.3	276.6
17,5°	211.1	218.3	224.6	232.3	236.5	240.7	247.6	255.1	262.8	269.1	273.0	276.9	281.1
20,0°	212.0	225.2	235.9	247.6	251.5	251.8	249.1	248.5	254.2	262.5	271.5	279.3	285.9
22,5°	219.2	236.2	248.2	256.5	259.8	266.1	269.1	260.4	254.8	259.2	270.3	283.8	294.8
25,0°	217.1	229.3	240.7	253.9	261.9	270.0	278.4	281.7	276.0	270.6	276.3	290.6	305.9
27,5°	231.4	238.6	246.7	252.4	258.6	271.5	283.8	294.8	305.0	300.8	296.6	302.6	318.4
30,0°	245.5	261.3	275.1	283.5	281.4	280.5	289.7	305.0	320.2	332.5	328.3	325.3	332.8
32,5°	258.3	266.1	273.0	284.7	300.8	311.0	313.7	322.0	334.3	352.5	364.5	356.7	349.5
35,0°	275.1	285.0	295.4	299.6	302.6	317.8	342.7	356.1	360.0	369.9	392.0	394.1	366.0
37,5°	296.9	310.4	317.5	323.5	330.1	337.6	349.8	377.0	392.9	400.7	401.6	424.9	386.6
40,0°	312.2	322.0	333.4	344.8	359.1	368.4	383.0	396.5	413.2	430.0	432.4	428.5	405.2
42,5°	321.4	324.1	336.4	350.4	377.6	397.7	415.3	429.4	435.7	450.9	455.1	445.2	411.1
45,0°	331.0	339.1	369.3	381.2	399.5	408.7	437.1	470.0	473.0	476.3	470.9	465.3	404.9
47,5°	336.7	364.2	421.3	438.0	447.9	439.5	473.0	499.9	515.2	485.9	486.2	463.5	414.7
50,0°	337.9	386.6	475.7	478.1	510.4	488.6	540.6	540.3	515.2	496.1	490.1	469.1	397.4
52,5°	340.9	385.7	480.5	500.5	573.2	554.1	588.4	575.6	528.0	495.2	497.0	471.2	383.3
55,0°	347.7	394.1	475.4	550.8	635.1	633.3	631.8	591.4	540.6	493.1	489.8	465.9	369.9
57,5°	348.0	420.1	506.5	603.4	711.3	705.1	668.3	606.1	556.5	481.1	461.4	438.6	347.7
60,0°	312.5	407.2	522.7	625.5	731.1	726.9	671.6	627.3	571.4	472.7	429.4	395.6	310.7
62,5°	254.8	364.5	483.2	601.6	710.1	721.2	661.1	638.4	577.4	459.9	402.5	353.1	268.5
65,0°	216.2	317.2	430.0	500.5	633.9	736.5	681.7	614.5	541.2	440.4	366.0	314.3	227.8
67,5°	199.4	307.4	407.2	439.8	571.4	713.7	663.2	558.5	498.7	388.4	315.2	251.8	179.1
70,0°	220.1	315.8	394.7	434.8	513.7	602.8	575.3	482.0	397.4	300.5	232.3	201.2	144.7
72,5°	162.4	252.7	328.6	368.1	437.1	497.8	466.2	353.4	264.3	211.1	201.5	178.8	109.1
75,0°	109.1	155.5	186.3	208.7	229.9	231.7	226.6	168.6	144.4	122.6	122.6	111.8	67.6
77,5°	50.2	64.3	81.3	83.7	74.8	74.2	90.3	93.9	77.1	65.5	52.3	48.4	29.3
80,0°	23.0	25.4	29.0	30.2	31.4	32.9	36.2	49.3	41.6	31.4	24.5	16.4	13.2
82,5°	13.8	15.8	17.9	20.3	22.1	23.3	23.0	24.2	19.1	17.3	13.5	11.4	9.6
85,0°	9.6	10.8	12.3	13.8	15.0	15.5	15.2	14.1	12.0	10.5	9.3	8.1	7.2
87,5°	5.7	6.6	7.5	8.4	9.6	10.2	10.2	9.3	8.4	7.2	6.6	6.0	5.4
90,0°	0.0	0.0	0.0	0.0	0.0	0.0	0.0	0.0	0.0	0.0	0.0	0.0	0.0
105,0°	0.0	0.0	0.0	0.0	0.0	0.0	0.0	0.0	0.0	0.0	0.0	0.0	0.0
120,0°	0.0	0.0	0.0	0.0	0.0	0.0	0.0	0.0	0.0	0.0	0.0	0.0	0.0
135,0°	0.0	0.0	0.0	0.0	0.0	0.0	0.0	0.0	0.0	0.0	0.0	0.0	0.0
150,0°	0.0	0.0	0.0	0.0	0.0	0.0	0.0	0.0	0.0	0.0	0.0	0.0	0.0
165,0°	0.0	0.0	0.0	0.0	0.0	0.0	0.0	0.0	0.0	0.0	0.0	0.0	0.0
180,0°	0.0	0.0	0.0	0.0	0.0	0.0	0.0	0.0	0.0	0.0	0.0	0.0	0.0

Photometric test report

Family DL® 30 LED	Order number: 5XA5132K1B08A4 EAN: 4058352059197	LP number 57201_10
Table of values for luminous intensities		Maximum luminous intensity
siteco		

C-planes	65° 115°	70° 110°	75° 105°	80° 100°	85° 95°	90°	185° 355°	190° 350°	195° 345°	200° 340°	205° 335°	210° 330°	215° 325°
γ	Luminous intensity in cd/klm												
0,0°	208.2	208.2	208.2	208.2	208.2	208.2	208.2	208.2	208.2	208.2	208.2	208.2	208.2
2,5°	213.2	212.9	212.3	212.0	211.4	211.7	207.5	208.1	210.2	207.2	204.5	204.5	207.2
5,0°	225.5	225.8	226.1	226.1	226.1	226.1	206.9	207.5	209.0	206.0	202.4	201.8	203.9
7,5°	240.7	242.5	243.1	243.7	244.3	244.6	215.6	215.3	215.6	210.8	205.4	202.4	202.4
10,0°	259.2	262.5	264.9	266.4	267.6	268.5	225.8	224.6	223.4	217.1	209.0	202.4	199.1
12,5°	274.8	280.5	285.9	289.7	291.8	293.0	221.6	218.6	216.5	210.2	201.5	193.8	188.7
15,0°	284.1	293.0	302.0	309.5	314.3	315.8	206.9	203.0	199.4	192.6	184.5	176.7	170.4
17,5°	288.8	300.2	312.8	323.8	331.0	333.7	205.4	200.0	193.5	183.3	171.3	162.1	155.5
20,0°	293.9	304.7	317.2	329.2	337.0	339.7	201.5	193.8	185.7	172.8	157.3	144.4	136.0
22,5°	302.6	310.4	319.9	328.3	334.0	336.1	202.1	191.1	186.3	175.5	155.5	135.5	123.5
25,0°	314.3	317.8	321.7	326.8	331.3	331.9	199.4	181.2	172.2	165.4	148.6	127.7	110.6
27,5°	326.5	321.4	318.7	320.2	322.9	328.3	218.9	194.7	173.1	161.8	147.7	122.6	98.7
30,0°	336.4	322.6	311.6	312.5	321.4	323.5	229.6	206.6	179.1	160.3	145.0	116.9	87.3
32,5°	332.8	315.8	291.8	284.4	295.7	314.6	236.5	211.7	186.3	163.9	142.9	107.9	74.2
35,0°	327.4	293.0	265.8	265.2	270.3	258.3	259.5	223.1	192.0	170.1	139.6	95.7	65.8
37,5°	323.5	276.0	264.0	267.0	272.4	217.1	278.4	239.5	195.6	172.8	133.1	82.2	62.8
40,0°	316.1	270.9	261.6	267.9	269.7	216.5	290.6	248.8	204.5	172.8	120.8	74.5	63.7
42,5°	319.9	263.7	258.0	267.6	271.8	211.1	310.4	255.1	207.5	170.1	104.4	70.3	65.5
45,0°	320.8	255.4	254.5	265.2	263.4	211.1	331.6	269.7	208.7	158.2	89.1	70.3	66.7
47,5°	307.4	247.6	247.9	258.9	262.5	204.5	337.6	272.7	209.9	139.6	74.8	68.8	65.2
50,0°	294.2	235.0	237.7	250.6	248.5	200.3	332.8	266.1	205.1	114.2	65.5	63.4	59.8
52,5°	272.4	217.4	224.6	238.6	241.3	192.0	330.7	258.6	197.3	89.4	59.2	57.4	54.7
55,0°	247.9	199.7	207.8	222.5	221.3	181.8	328.3	251.5	175.5	75.9	53.8	51.4	48.7
57,5°	224.3	178.5	181.8	200.0	204.5	165.7	305.9	214.7	133.4	61.3	48.4	46.0	43.7
60,0°	203.6	156.7	153.1	165.9	167.4	142.3	248.2	173.1	93.9	56.8	44.0	40.4	38.3
62,5°	168.3	128.6	122.6	122.9	124.7	104.1	189.9	131.0	64.0	49.3	39.5	35.3	32.9
65,0°	139.9	97.5	85.5	86.4	82.2	68.2	147.4	97.5	57.7	46.9	37.1	32.6	29.0
67,5°	114.5	70.6	51.7	46.6	45.7	38.9	136.3	83.4	61.6	48.7	36.2	30.5	25.7
70,0°	89.7	56.5	30.8	27.2	26.3	23.3	144.7	87.0	63.1	44.6	33.5	26.9	22.4
72,5°	59.2	30.2	21.5	17.9	15.8	14.4	101.1	65.8	53.5	38.0	31.1	24.5	20.6
75,0°	31.4	17.6	14.7	12.9	11.7	10.8	64.0	43.7	36.5	30.8	26.9	22.4	19.1
77,5°	14.7	11.7	10.2	9.6	8.4	8.4	36.8	28.7	24.5	21.5	18.8	17.3	16.4
80,0°	10.5	8.7	7.8	7.2	6.6	6.6	19.4	17.6	16.4	14.1	12.6	11.7	11.4
82,5°	7.8	6.6	6.0	5.4	5.4	5.4	12.3	11.1	10.5	9.9	9.6	9.0	8.4
85,0°	6.0	5.4	4.8	4.8	4.2	4.2	8.7	8.1	7.5	7.5	7.2	6.9	6.6
87,5°	4.8	4.8	4.2	4.2	4.2	4.2	5.7	5.4	5.4	5.4	5.4	5.4	4.8
90,0°	0.0	0.0	0.0	0.0	0.0	0.0	0.0	0.0	0.0	0.0	0.0	0.0	0.0
105,0°	0.0	0.0	0.0	0.0	0.0	0.0	0.0	0.0	0.0	0.0	0.0	0.0	0.0
120,0°	0.0	0.0	0.0	0.0	0.0	0.0	0.0	0.0	0.0	0.0	0.0	0.0	0.0
135,0°	0.0	0.0	0.0	0.0	0.0	0.0	0.0	0.0	0.0	0.0	0.0	0.0	0.0
150,0°	0.0	0.0	0.0	0.0	0.0	0.0	0.0	0.0	0.0	0.0	0.0	0.0	0.0
165,0°	0.0	0.0	0.0	0.0	0.0	0.0	0.0	0.0	0.0	0.0	0.0	0.0	0.0
180,0°	0.0	0.0	0.0	0.0	0.0	0.0	0.0	0.0	0.0	0.0	0.0	0.0	0.0

Photometric test report

Family DL® 30 LED	Order number: 5XA5132K1B08A4 EAN: 4058352059197	LP number 57201_10
Table of values for luminous intensities		Maximum luminous intensity
		siteco

C-planes	220° 320°	225° 315°	230° 310°	235° 305°	240° 300°	245° 295°	250° 290°	255° 285°	260° 280°	265° 275°	270°	Phi-zone	Total Phi-zone
γ	Luminous intensity in cd/klm											Luminous flux in lm/klm	
0,0°	208.2	208.2	208.2	208.2	208.2	208.2	208.2	208.2	208.2	208.2	208.2	0.3	0.3
2,5°	208.1	206.6	205.4	205.4	205.4	204.8	205.7	206.3	206.6	207.5	207.5	2.5	2.8
5,0°	205.1	203.6	202.7	202.7	202.7	202.4	202.7	203.9	204.8	205.7	205.7	5.1	7.9
7,5°	202.1	199.1	197.0	196.4	196.4	196.7	197.3	198.8	200.0	200.9	201.5	7.8	15.7
10,0°	195.0	189.0	183.9	182.1	181.8	182.4	183.3	185.1	186.9	188.1	188.4	10.6	26.3
12,5°	181.8	173.4	165.9	162.4	161.5	161.8	162.7	164.2	165.9	167.1	167.4	13.3	39.6
15,0°	163.0	153.4	144.4	140.2	139.0	138.7	139.3	139.9	141.4	141.7	142.3	15.3	54.9
17,5°	144.7	132.2	121.1	116.9	115.4	115.4	114.8	114.8	115.1	115.4	115.4	17.1	72.0
20,0°	124.7	110.3	100.2	96.9	95.1	94.2	93.3	92.4	92.1	91.5	91.5	18.9	90.9
22,5°	107.0	90.3	82.2	79.2	77.7	75.9	74.5	73.3	72.1	71.5	71.2	20.8	111.7
25,0°	91.8	76.2	70.3	67.9	65.5	63.7	61.6	59.5	58.0	57.1	56.8	22.6	134.4
27,5°	77.7	65.8	62.8	60.1	57.4	54.4	51.1	48.7	46.9	46.3	46.0	24.9	159.3
30,0°	67.3	61.6	58.3	55.3	51.7	47.5	43.4	40.7	38.9	38.0	38.3	27.7	187.0
32,5°	60.7	58.3	54.7	51.1	47.2	41.9	37.1	34.1	32.3	32.0	31.7	30.1	217.1
35,0°	59.8	55.9	52.0	47.8	43.4	37.4	32.0	29.3	27.8	26.3	26.3	32.7	249.7
37,5°	59.5	54.4	49.6	45.4	40.7	34.1	29.3	27.2	26.0	24.5	21.5	35.8	285.6
40,0°	59.8	53.8	48.1	43.1	38.0	32.0	28.1	26.3	25.1	23.0	20.3	39.1	324.6
42,5°	60.1	53.5	46.6	41.6	36.2	30.5	27.2	25.7	23.9	22.4	19.7	42.2	366.8
45,0°	60.1	52.6	45.2	39.8	34.4	29.3	26.3	25.1	23.6	21.5	19.1	45.5	412.3
47,5°	58.3	50.5	43.1	37.7	32.9	28.4	25.7	24.5	23.0	21.2	18.5	49.0	461.4
50,0°	54.1	46.9	40.4	35.3	30.8	26.9	24.8	23.6	22.4	20.3	18.5	52.1	513.5
52,5°	49.3	42.8	36.8	32.3	29.0	25.4	23.6	22.7	21.8	20.0	17.9	54.5	568.0
55,0°	44.3	38.3	33.2	29.3	26.3	23.6	22.1	21.8	20.9	19.1	17.9	56.7	624.7
57,5°	39.2	34.1	29.0	26.0	23.6	22.1	20.9	20.6	20.0	18.5	16.7	58.1	682.7
60,0°	34.1	29.3	25.4	23.0	21.2	19.7	19.1	19.1	18.8	17.3	16.1	57.1	739.8
62,5°	29.3	25.1	21.8	19.7	18.8	17.9	17.3	17.9	17.6	16.4	15.5	53.8	793.6
65,0°	25.4	21.8	19.4	17.9	17.0	16.1	16.1	16.1	15.8	15.0	14.4	49.6	843.2
67,5°	22.4	19.7	17.3	16.1	15.5	15.0	14.4	14.4	14.4	13.5	12.6	45.3	888.4
70,0°	20.0	17.6	15.8	15.0	13.8	13.2	13.2	12.9	12.6	11.7	11.4	40.3	928.7
72,5°	17.6	15.8	14.1	13.2	12.3	11.7	11.4	11.1	10.8	10.2	10.2	32.3	961.1
75,0°	16.4	14.4	12.3	11.4	10.8	10.2	9.6	9.6	9.3	8.7	8.4	18.7	979.7
77,5°	14.4	12.3	10.5	9.6	9.0	8.4	8.4	7.8	7.5	7.2	7.2	9.0	988.7
80,0°	11.4	9.9	8.7	7.8	7.2	7.2	6.6	6.3	6.0	6.0	6.0	4.6	993.3
82,5°	8.1	7.5	7.2	6.6	6.0	6.0	5.4	5.4	5.4	4.8	4.8	3.0	996.3
85,0°	6.0	6.0	5.4	5.4	4.8	4.8	4.2	4.2	4.2	4.2	4.2	2.2	998.5
87,5°	4.8	4.8	4.2	4.2	4.2	4.2	4.2	3.9	3.9	3.6	3.6	1.6	1000.0
90,0°	0.0	0.0	0.0	0.0	0.0	0.0	0.0	0.0	0.0	0.0	0.0	0.0	1000.0
105,0°	0.0	0.0	0.0	0.0	0.0	0.0	0.0	0.0	0.0	0.0	0.0	0.0	1000.0
120,0°	0.0	0.0	0.0	0.0	0.0	0.0	0.0	0.0	0.0	0.0	0.0	0.0	1000.0
135,0°	0.0	0.0	0.0	0.0	0.0	0.0	0.0	0.0	0.0	0.0	0.0	0.0	1000.0
150,0°	0.0	0.0	0.0	0.0	0.0	0.0	0.0	0.0	0.0	0.0	0.0	0.0	1000.0
165,0°	0.0	0.0	0.0	0.0	0.0	0.0	0.0	0.0	0.0	0.0	0.0	0.0	1000.0
180,0°	0.0	0.0	0.0	0.0	0.0	0.0	0.0	0.0	0.0	0.0	0.0	0.0	1000.0

Photometric test report

Family DL® 30 LED	Order number: 5XA5132K1B08A4 EAN: 4058352059197	LP number 57201_10
-----------------------------	--	------------------------------

Dimming levels table	environmental temperature: 25°C	sITeco
-----------------------------	---------------------------------	---------------

Luminous flux [%]	Dimming level linear	Luminous flux [lm]	Power consumption [W] start of lifetime	Power consumption [W] end of lifetime	Power consumption [W] average
100	254	2740	21.2	21.7	21.4
95	241	2600	20.0	20.4	20.2
90	229	2470	19.0	19.3	19.2
85	216	2330	17.8	18.2	18.0
80	203	2190	16.8	17.0	16.9
75	190	2050	15.7	16.0	15.8
70	178	1920	14.7	15.0	14.8
65	165	1780	13.7	13.9	13.8
60	152	1640	12.7	12.9	12.8
55	140	1510	11.8	12.1	12.0
50	127	1370	10.9	11.0	11.0
45	114	1230	10.0	10.1	10.0
40	102	1100	9.1	9.3	9.2
35	89	960	8.2	8.3	8.2
30	76	820	7.3	7.4	7.4
25	63	680	6.4	6.5	6.4
20	51	550	5.5	5.6	5.6
17	43	464	4.7	4.8	4.8