

Photometric test report

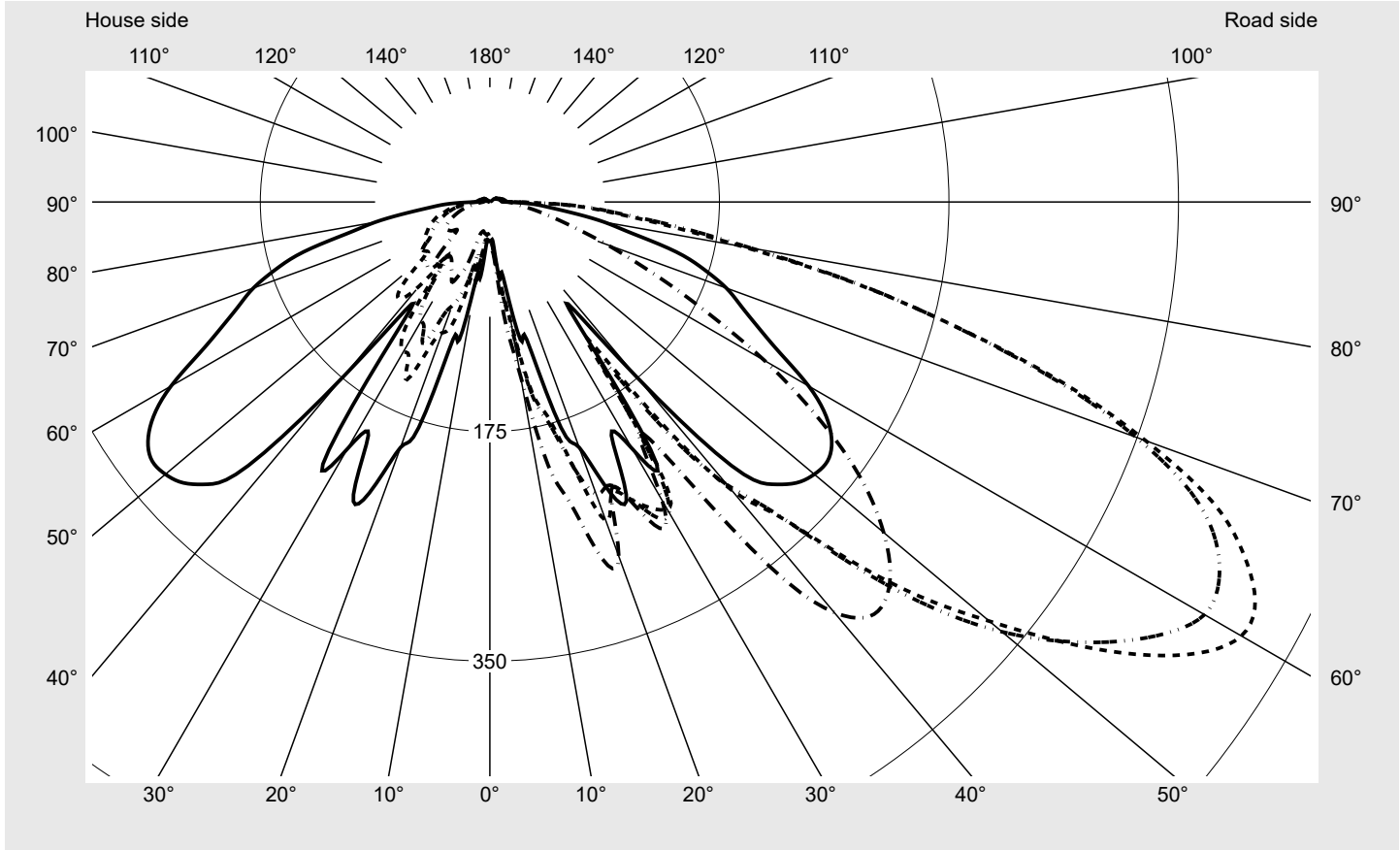
Family LANTERN CLASSIC LED	Order number: 5XA5245KF14H + 5XA54000XSA EAN: 4058352834558 + 4058352161326	LP number 59105_28
	Version post-top- or mounting to wall arm, spreader element, amber Optic asymmetric, wide distribution (ST1.2a) Cover cover transparent, PMMA Lamps LED 4000 K CRI ≥ 70 Controlgear ECG SITECO iQ Rated values Net luminous flux = 970 lm Power consumption = 10.0 W Luminous efficacy = 97 lm/W	serial documentation 08.07.2022







Luminous intensity in cd/klm C180-0 C205-25 C210-30 C270-90 **Imax: 662 cd/klm**



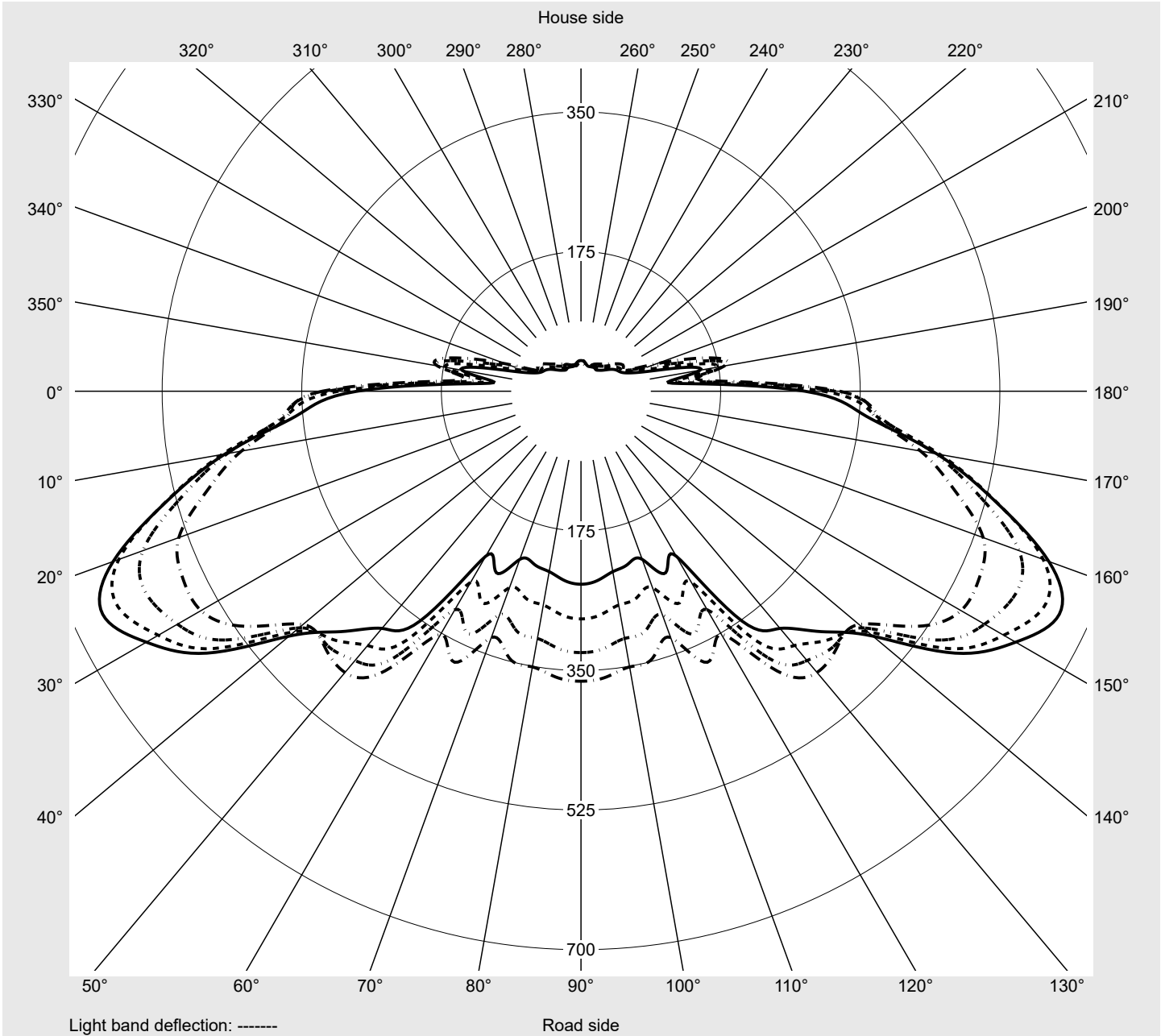
Luminaire output ratios	
Eta	100.0%
Eta 0° - 90°	97.2%
Eta 90° - 180°	2.8%
Measurement conditions	
DIN EN 13032 and DIN 5032	

Luminous intensity class acc. to EN13201-2	
Class:	---
Imax 70°	532.1
Imax 80°	201.9
Imax 90°	20.2
Imax >90°	12.6
Imax >95°	11.3

Photometric test report

Family LANTERN CLASSIC LED	Order number: 5XA5245KF14H + 5XA54000XSA EAN: 4058352834558 + 4058352161326	LP number 59105_28
---	--	-------------------------------------

Envelope curve in cd/klm **KMK 60°** **KMK 57.5°** **KMK 55°** **KMK 52.5°** **siteco**



Photometric test report

Family LANTERN CLASSIC LED	Order number: 5XA5245KF14H + 5XA54000XSA EAN: 4058352834558 + 4058352161326	LP number 59105_28
Table of values for luminous intensities		Maximum luminous intensity
siteco		

C-planes	0° 180°	5° 175°	10° 170°	15° 165°	20° 160°	25° 155°	30° 150°	35° 145°	40° 140°	45° 135°	50° 130°	55° 125°	60° 120°
γ	Luminous intensity in cd/klm												
0,0°	29.8	29.8	29.8	29.8	29.8	29.8	29.8	29.8	29.8	29.8	29.8	29.8	29.8
2,5°	29.3	29.3	29.9	30.2	30.2	30.9	31.2	31.8	32.8	33.7	34.7	35.0	35.6
5,0°	34.3	35.9	37.2	38.1	40.0	41.9	43.8	45.4	46.0	46.6	46.6	46.6	47.9
7,5°	59.2	62.4	63.6	63.0	63.3	64.6	66.8	69.6	72.5	73.1	72.8	70.3	67.4
10,0°	57.6	62.4	69.9	80.0	92.9	95.8	102.4	109.3	118.4	126.6	128.2	122.5	112.5
12,5°	107.4	107.7	114.7	127.6	141.8	148.7	152.8	159.1	160.3	155.6	155.6	145.9	143.0
15,0°	108.4	133.3	157.5	178.0	175.8	168.5	174.8	189.3	202.6	209.2	206.7	197.8	185.2
17,5°	180.2	187.4	186.2	203.2	218.3	211.4	211.7	222.7	227.4	230.6	232.5	223.0	211.1
20,0°	199.1	214.5	225.9	240.7	253.6	258.6	236.9	232.2	235.6	226.2	237.8	223.4	209.2
22,5°	240.0	252.0	254.2	256.1	255.5	241.6	234.1	224.3	236.3	224.0	244.1	233.7	217.1
25,0°	246.0	250.1	244.8	247.6	251.7	248.6	245.7	232.5	255.8	244.5	270.0	264.9	240.0
27,5°	200.7	212.0	228.1	244.5	253.9	262.4	269.3	249.8	276.9	256.1	284.5	272.8	243.5
30,0°	217.4	244.5	257.1	267.1	269.3	270.3	273.4	251.1	279.4	253.9	279.4	259.9	228.4
32,5°	236.9	253.6	256.4	252.0	245.4	235.6	225.2	185.5	222.1	199.1	234.4	234.7	222.1
35,0°	144.0	124.4	109.0	102.4	111.5	127.0	144.3	130.1	188.1	172.0	214.8	222.7	230.9
37,5°	98.0	108.7	125.1	147.1	173.9	199.7	217.7	208.5	242.6	224.9	274.1	260.2	250.1
40,0°	174.2	196.3	222.4	254.5	278.2	286.4	281.6	274.1	293.6	296.1	327.0	301.5	281.9
42,5°	272.5	289.5	311.2	332.4	331.4	323.5	321.3	321.0	348.1	364.5	385.3	363.2	339.0
45,0°	304.3	330.5	353.8	372.0	380.2	383.4	390.9	376.8	411.4	416.1	445.1	422.4	388.1
47,5°	316.9	350.0	387.2	412.7	436.0	445.4	457.7	427.2	444.8	435.7	463.1	441.0	396.0
50,0°	322.9	363.2	417.4	453.6	484.2	497.1	509.7	472.9	453.3	448.9	469.4	442.6	380.9
52,5°	324.5	369.8	432.2	486.1	536.5	551.3	550.0	513.8	454.9	453.9	460.2	427.8	351.9
55,0°	318.2	376.8	450.2	520.1	584.4	601.1	584.1	543.7	461.5	450.2	440.7	407.3	316.3
57,5°	304.0	373.3	457.1	540.0	616.5	640.1	611.8	562.3	469.1	440.1	416.1	380.9	276.3
60,0°	280.7	358.8	453.0	539.3	624.1	661.5	629.1	572.4	477.6	426.2	388.1	351.6	238.8
62,5°	249.5	335.8	430.6	518.5	605.8	657.8	626.6	566.1	476.6	408.6	361.3	321.3	200.7
65,0°	225.6	308.1	402.6	481.7	569.9	633.8	610.5	547.5	464.3	384.0	333.9	289.8	171.7
67,5°	207.3	291.7	376.8	445.8	526.1	595.7	578.7	513.5	436.9	356.0	304.9	259.9	143.0
70,0°	191.8	270.3	345.0	398.5	464.7	532.1	524.2	461.5	392.2	317.2	272.2	227.1	129.8
72,5°	171.4	243.8	307.1	352.8	407.6	458.0	453.3	398.2	335.8	268.1	229.3	198.8	103.3
75,0°	147.1	205.7	255.2	293.0	331.7	368.9	367.9	325.7	273.1	217.7	188.4	165.7	88.5
77,5°	111.8	158.8	196.3	226.5	256.4	283.8	285.7	252.6	212.0	170.4	150.9	140.8	79.4
80,0°	88.8	119.1	144.0	163.5	180.5	195.6	201.9	184.0	157.8	130.4	113.1	108.7	60.8
82,5°	63.3	84.4	102.4	115.6	127.0	135.5	144.6	136.1	119.7	98.0	81.0	76.9	43.2
85,0°	44.4	57.0	69.0	78.4	86.0	93.9	98.0	95.8	85.4	69.3	57.3	52.9	33.7
87,5°	30.9	40.3	47.6	54.8	59.2	62.4	66.5	66.2	58.9	49.5	41.9	39.4	27.1
90,0°	11.7	12.6	14.2	15.1	16.1	17.0	18.9	19.8	20.2	19.2	18.9	19.8	16.1
92,5°	9.8	10.1	10.7	11.3	12.0	12.0	12.0	12.0	11.7	11.7	11.7	11.7	10.7
95,0°	9.1	10.1	10.1	10.7	11.3	11.3	11.3	11.0	11.3	11.0	11.0	10.7	10.4
97,5°	8.8	9.5	10.1	10.1	10.7	10.7	10.7	10.7	10.7	10.7	10.4	10.4	10.1
100,0°	8.2	8.8	9.5	9.5	9.8	10.1	10.1	10.1	10.1	10.1	9.8	9.8	9.5
102,5°	7.9	8.2	8.8	8.8	8.8	9.5	9.5	9.5	9.1	9.1	9.1	9.1	8.8
105,0°	7.2	7.6	8.2	8.2	8.2	8.2	8.8	8.5	8.5	8.5	8.5	8.8	8.8
107,5°	6.6	6.9	7.2	7.6	7.6	7.9	8.2	8.2	7.9	7.9	8.2	8.2	8.2
110,0°	6.3	6.3	6.9	6.9	7.6	7.6	7.6	7.6	7.2	7.6	7.6	7.6	7.6
112,5°	5.7	6.3	6.3	6.9	6.9	6.9	7.2	6.9	6.9	6.9	6.9	6.9	6.9

Photometric test report

Family LANTERN CLASSIC LED	Order number: 5XA5245KF14H + 5XA54000XSA EAN: 4058352834558 + 4058352161326	LP number 59105_28
Table of values for luminous intensities		Maximum luminous intensity
siteco		

C-planes	65° 115°	70° 110°	75° 105°	80° 100°	85° 95°	90°	185° 355°	190° 350°	195° 345°	200° 340°	205° 335°	210° 330°	215° 325°
γ	Luminous intensity in cd/klm												
0,0°	29.8	29.8	29.8	29.8	29.8	29.8	29.8	29.8	29.8	29.8	29.8	29.8	29.8
2,5°	35.9	36.2	36.5	36.5	36.9	36.5	28.7	28.4	28.0	27.7	27.7	27.4	27.1
5,0°	50.1	51.0	50.1	50.4	49.8	49.1	33.4	32.4	31.8	30.9	30.2	29.6	29.3
7,5°	68.7	74.3	81.0	85.7	92.3	94.5	54.5	49.1	42.2	38.1	34.0	31.5	30.2
10,0°	100.5	101.8	118.4	128.2	131.7	134.8	57.6	59.5	63.3	64.3	61.7	51.0	39.1
12,5°	140.8	150.0	172.6	192.2	204.1	206.0	86.0	93.2	69.3	59.2	45.7	39.4	43.5
15,0°	190.6	189.0	204.1	232.8	241.6	238.2	92.6	81.0	76.2	74.3	74.7	59.2	68.7
17,5°	222.4	222.7	237.2	272.5	284.5	285.4	151.8	99.5	121.0	105.8	100.2	75.3	75.6
20,0°	232.2	227.4	229.3	267.5	285.1	287.3	168.9	117.8	143.7	122.2	106.2	84.4	80.0
22,5°	242.3	228.4	206.3	230.3	239.1	241.3	204.5	130.1	153.1	137.4	119.4	95.1	81.9
25,0°	258.9	244.1	223.7	247.3	250.8	248.9	207.6	129.8	174.2	161.3	149.3	118.8	96.7
27,5°	264.9	255.2	241.0	269.0	278.8	280.4	152.5	94.8	161.3	144.6	134.2	109.0	90.4
30,0°	245.7	235.3	222.1	245.7	258.6	262.7	155.9	92.3	157.5	141.8	131.7	104.6	85.1
32,5°	218.0	209.8	207.6	226.8	218.0	212.3	176.1	96.7	155.9	135.1	125.4	97.7	76.9
35,0°	253.9	228.1	218.9	247.0	246.0	243.8	122.2	101.1	131.1	114.0	101.4	79.1	66.8
37,5°	287.9	248.2	258.0	320.7	343.1	349.7	87.6	77.5	80.0	69.6	61.1	51.7	46.6
40,0°	336.4	308.1	333.6	388.7	401.7	408.3	134.8	95.1	112.8	95.1	83.5	62.1	48.5
42,5°	397.2	355.7	378.0	414.3	424.0	428.4	182.4	127.9	161.3	127.3	99.9	69.0	61.7
45,0°	431.3	376.1	397.9	416.8	424.3	427.2	185.5	149.3	184.0	138.3	98.9	68.0	71.2
47,5°	429.4	370.2	392.8	404.2	411.7	413.9	178.6	161.3	179.9	128.5	84.4	68.0	73.1
50,0°	408.0	354.1	373.6	381.2	389.4	391.9	164.8	173.3	170.4	111.5	66.2	61.4	65.2
52,5°	374.9	328.6	346.5	350.9	359.8	363.5	155.3	182.7	161.3	100.5	62.4	61.4	59.5
55,0°	335.5	298.3	311.2	314.7	323.8	327.6	141.1	182.1	142.4	88.5	62.1	62.7	58.0
57,5°	292.7	262.1	268.4	272.2	281.3	285.4	125.7	171.1	121.9	76.2	58.0	56.7	52.6
60,0°	251.1	224.3	224.9	229.7	238.2	241.9	115.0	151.5	104.0	67.4	56.1	52.3	47.9
62,5°	211.7	186.2	182.7	187.1	193.1	195.3	104.3	128.8	88.8	62.4	55.1	50.4	45.0
65,0°	179.2	154.0	146.8	149.6	155.0	155.6	95.5	110.3	78.4	58.9	52.6	47.3	41.9
67,5°	150.3	125.1	115.9	117.2	119.7	121.6	85.7	97.3	71.5	55.8	50.4	44.1	38.4
70,0°	126.3	101.8	91.7	91.7	92.9	95.1	85.1	88.2	65.8	53.9	47.6	41.6	35.9
72,5°	104.3	81.3	70.9	69.3	71.2	72.5	74.0	80.0	58.6	50.4	44.1	37.8	32.8
75,0°	86.6	65.5	55.8	53.6	54.8	56.1	66.5	69.0	50.7	46.6	40.6	34.7	29.6
77,5°	73.7	52.0	43.2	40.6	41.9	43.5	55.8	55.8	42.8	40.3	35.3	30.9	26.5
80,0°	57.3	41.3	34.3	32.1	32.8	34.0	45.7	45.7	36.9	35.0	31.5	27.4	23.6
82,5°	41.3	31.8	27.1	25.2	25.2	25.8	35.9	35.0	29.3	28.4	25.2	22.7	19.8
85,0°	32.4	25.8	22.1	20.8	20.8	20.8	27.1	26.1	23.6	22.7	20.5	18.3	16.4
87,5°	26.8	22.1	19.5	18.0	17.6	17.6	20.8	19.5	19.2	17.6	16.1	14.8	13.2
90,0°	17.6	15.4	14.5	13.9	13.9	13.9	10.4	10.4	9.8	9.5	8.8	8.5	8.2
92,5°	11.3	11.7	12.0	12.0	12.6	12.6	8.8	8.8	8.5	8.2	7.9	7.9	7.6
95,0°	10.7	11.0	11.3	11.7	12.0	12.0	8.8	8.8	8.5	8.2	7.9	7.6	7.6
97,5°	10.7	10.7	10.7	11.3	11.3	11.3	8.2	8.2	8.2	7.9	7.6	7.6	7.6
100,0°	10.1	10.1	10.4	10.7	10.7	10.7	8.2	7.6	7.6	7.6	7.6	7.6	6.9
102,5°	9.5	9.5	9.5	9.8	10.1	10.1	7.6	6.9	6.9	6.9	6.9	6.9	6.3
105,0°	8.8	8.8	8.8	9.1	9.5	8.8	6.9	6.9	6.3	6.3	6.3	6.0	5.7
107,5°	8.2	8.2	8.5	8.8	8.8	8.2	6.3	6.0	5.7	5.7	5.7	5.4	5.0
110,0°	7.6	7.9	8.2	8.2	8.2	7.6	5.7	5.7	5.4	5.0	5.0	5.0	5.0
112,5°	7.6	7.6	7.6	7.6	6.9	4.4	5.7	5.4	5.0	5.0	5.0	5.0	5.0

Photometric test report

Family LANTERN CLASSIC LED	Order number: 5XA5245KF14H + 5XA54000XSA EAN: 4058352834558 + 4058352161326	LP number 59105_28
Table of values for luminous intensities		Maximum luminous intensity
		siteco

C-planes	220° 320°	225° 315°	230° 310°	235° 305°	240° 300°	245° 295°	250° 290°	255° 285°	260° 280°	265° 275°	270°	Phi-zone	Total Phi-zone
γ	Luminous intensity in cd/klm											Luminous flux in lm/klm	
0,0°	29.8	29.8	29.8	29.8	29.8	29.8	29.8	29.8	29.8	29.8	29.8	0.0	0.0
2,5°	27.1	26.8	26.8	26.1	25.8	25.5	25.2	25.2	24.9	24.6	24.6	0.4	0.4
5,0°	28.7	28.0	27.1	26.5	26.1	25.8	25.5	25.5	25.2	24.9	25.2	0.9	1.3
7,5°	29.3	28.4	27.4	26.1	25.5	25.2	25.2	24.6	24.6	24.6	24.6	1.9	3.1
10,0°	32.1	29.3	27.7	26.5	25.8	25.2	24.6	24.3	23.9	23.9	23.9	3.4	6.6
12,5°	50.1	51.3	42.5	30.6	27.4	25.8	24.9	24.3	23.6	23.0	22.7	5.9	12.4
15,0°	66.5	57.0	64.0	69.0	58.6	41.6	29.9	26.1	24.9	23.6	23.9	8.8	21.2
17,5°	74.0	67.1	59.2	52.3	46.3	48.2	53.2	50.1	33.1	30.6	30.2	12.3	33.6
20,0°	73.7	64.9	59.5	57.6	57.6	52.6	48.2	44.7	37.2	44.7	52.3	15.0	48.6
22,5°	71.8	63.0	57.3	55.8	57.6	57.0	56.1	55.4	47.3	52.9	59.2	17.2	65.8
25,0°	78.8	63.6	56.7	56.4	60.2	60.8	64.6	65.8	59.9	64.3	67.4	20.3	86.1
27,5°	75.0	65.2	59.5	60.5	63.0	63.6	65.2	63.3	56.4	59.9	62.4	22.0	108.0
30,0°	73.1	65.8	61.4	60.2	61.4	62.4	62.7	58.6	52.6	56.1	58.6	23.6	131.7
32,5°	74.7	71.5	68.0	65.8	65.5	62.1	58.3	54.5	49.5	52.6	54.2	23.3	155.0
35,0°	65.5	67.7	67.1	69.3	70.3	65.8	60.2	54.5	48.5	50.1	51.7	20.5	175.5
37,5°	52.0	56.7	60.5	64.6	66.8	64.3	59.5	56.1	49.5	49.1	52.3	24.3	199.8
40,0°	43.2	40.3	46.9	52.3	59.2	60.2	59.2	55.8	51.7	54.2	59.9	32.4	232.2
42,5°	54.8	42.5	37.2	38.4	46.0	48.8	52.0	52.0	51.7	56.7	62.4	40.3	272.5
45,0°	64.3	51.7	43.2	39.7	38.7	37.2	39.4	42.2	43.5	46.9	50.4	46.3	318.8
47,5°	65.2	54.2	46.9	41.9	38.4	35.0	32.8	33.4	34.3	35.9	37.2	50.2	369.0
50,0°	59.2	52.0	46.6	42.8	40.6	36.5	33.1	31.2	30.9	32.1	32.8	52.8	421.8
52,5°	53.2	48.2	44.4	41.6	39.4	36.9	34.0	33.4	32.4	35.0	35.9	54.7	476.5
55,0°	50.7	44.7	41.0	38.7	38.7	36.9	35.0	34.3	34.3	37.5	37.8	55.8	532.3
57,5°	46.9	41.3	37.8	35.9	36.9	35.6	34.3	34.3	35.0	38.1	39.1	55.6	588.0
60,0°	41.9	37.2	34.3	32.8	33.7	33.4	32.8	32.8	35.0	37.8	38.4	54.4	642.4
62,5°	39.1	34.3	31.5	29.9	31.2	30.6	30.6	31.2	33.7	35.9	36.5	52.0	694.4
65,0°	36.5	31.8	29.6	27.7	28.7	28.0	28.0	28.7	32.1	33.4	34.0	48.9	743.4
67,5°	33.7	29.9	27.7	25.8	26.5	26.1	25.8	26.1	29.6	30.9	30.9	45.5	788.9
70,0°	31.5	27.4	25.5	23.6	24.3	23.6	23.3	23.9	26.8	27.7	27.7	41.3	830.1
72,5°	28.4	24.9	23.0	21.7	22.1	21.1	20.8	21.1	23.6	24.3	24.6	36.2	866.3
75,0°	25.5	22.7	20.8	19.2	19.5	18.6	18.3	18.9	20.8	20.8	21.4	30.4	896.7
77,5°	23.0	20.2	18.3	17.3	17.0	16.1	15.8	16.4	17.6	17.6	17.6	24.3	921.0
80,0°	20.2	17.6	16.1	15.1	14.8	13.9	12.9	13.5	14.5	14.5	14.5	18.5	939.5
82,5°	17.3	15.1	13.9	12.9	12.3	11.7	10.4	11.0	11.3	11.3	11.3	13.7	953.3
85,0°	14.5	12.6	11.7	10.7	10.1	9.1	8.5	8.8	8.8	8.5	8.2	10.0	963.3
87,5°	12.0	10.7	9.5	8.8	8.2	7.6	6.9	6.9	6.9	6.9	6.3	7.4	970.6
90,0°	7.9	7.6	6.9	6.3	6.3	5.7	5.7	5.7	5.4	5.4	5.0	3.3	973.9
92,5°	7.6	6.9	6.6	6.3	6.3	5.7	5.7	5.7	5.7	5.4	5.7	2.5	976.5
95,0°	7.2	6.9	6.6	6.6	6.3	6.0	5.7	5.7	5.7	5.7	5.7	2.5	978.9
97,5°	6.9	6.6	6.9	6.6	6.3	5.7	5.7	5.7	5.4	5.7	5.7	2.4	981.3
100,0°	6.6	6.3	6.3	6.3	6.3	5.7	5.7	5.0	5.0	5.4	5.7	2.2	983.5
102,5°	6.0	6.3	5.7	5.7	5.7	5.0	5.0	4.7	4.4	4.4	4.4	2.0	985.5
105,0°	5.7	5.7	5.4	5.0	5.0	4.4	4.4	4.4	4.4	3.8	3.8	1.9	987.4
107,5°	5.0	5.0	4.7	4.4	4.4	4.1	3.8	3.8	3.5	3.2	3.2	1.7	989.1
110,0°	4.4	4.4	4.4	4.4	3.8	3.8	3.8	3.2	3.2	3.2	3.2	1.5	990.6
112,5°	4.4	4.4	4.4	3.8	3.8	3.8	3.2	3.2	3.2	2.5	2.5	1.4	992.0

Photometric test report

Family LANTERN CLASSIC LED	Order number: 5XA5245KF14H + 5XA54000XSA EAN: 4058352834558 + 4058352161326	LP number 59105_28
Table of values for luminous intensities		Maximum luminous intensity
		siteco


C-planes	0° 180°	5° 175°	10° 170°	15° 165°	20° 160°	25° 155°	30° 150°	35° 145°	40° 140°	45° 135°	50° 130°	55° 125°	60° 120°
γ	Luminous intensity in cd/klm												
115,0°	5.7	5.7	6.3	6.3	6.6	6.6	6.9	6.6	6.6	6.6	6.6	6.9	6.9
117,5°	5.0	5.7	5.7	5.7	6.3	6.3	6.3	6.3	6.3	6.3	6.3	6.3	6.3
120,0°	5.0	5.0	5.7	5.7	5.7	6.0	6.0	5.7	5.7	5.7	6.0	6.3	6.3
122,5°	5.0	5.0	5.4	5.7	5.7	5.7	5.7	5.7	5.7	5.7	5.7	5.7	6.0
125,0°	3.8	4.1	4.4	4.4	4.4	4.4	4.4	4.4	4.4	4.4	4.4	4.7	4.7
127,5°	3.2	3.2	3.2	3.2	3.2	3.2	3.2	3.2	3.2	3.2	3.2	3.2	3.2
130,0°	2.2	2.2	1.9	1.9	1.9	1.9	1.9	1.9	1.9	1.9	1.9	1.9	1.9
132,5°	1.9	1.9	1.9	1.9	1.9	1.9	1.9	1.9	1.9	1.9	1.9	1.9	1.9
135,0°	1.9	1.9	1.9	1.6	1.9	1.6	1.3	1.3	1.3	1.3	1.3	1.3	1.3
137,5°	1.3	1.3	1.3	1.3	1.3	1.3	1.3	1.3	1.3	1.3	1.3	1.3	1.3
140,0°	1.3	1.3	1.3	1.3	1.3	1.3	1.3	0.9	0.9	0.6	0.6	0.6	0.6
142,5°	0.6	0.6	0.6	0.6	0.6	0.6	0.6	0.6	0.6	0.6	0.6	0.6	0.6
145,0°	0.6	0.6	0.6	0.6	0.6	0.6	0.6	0.6	0.6	0.6	0.6	0.6	0.6
147,5°	0.6	0.6	0.6	0.6	0.6	0.6	0.6	0.6	0.6	0.6	0.6	0.6	0.6
150,0°	0.0	0.0	0.0	0.0	0.0	0.0	0.0	0.0	0.0	0.0	0.0	0.0	0.0
152,5°	0.0	0.0	0.0	0.0	0.0	0.0	0.0	0.0	0.0	0.0	0.0	0.0	0.0
155,0°	0.0	0.0	0.0	0.0	0.0	0.0	0.0	0.0	0.0	0.0	0.0	0.0	0.0
157,5°	0.0	0.0	0.0	0.0	0.0	0.0	0.0	0.0	0.0	0.0	0.0	0.0	0.0
160,0°	0.0	0.0	0.0	0.0	0.0	0.0	0.0	0.0	0.0	0.0	0.0	0.0	0.0
162,5°	0.0	0.0	0.0	0.0	0.0	0.0	0.0	0.0	0.0	0.0	0.0	0.0	0.0
165,0°	0.0	0.0	0.0	0.0	0.0	0.0	0.0	0.0	0.0	0.0	0.0	0.0	0.0
167,5°	0.0	0.0	0.0	0.0	0.0	0.0	0.0	0.0	0.0	0.0	0.0	0.0	0.0
170,0°	0.0	0.0	0.0	0.0	0.0	0.0	0.0	0.0	0.0	0.0	0.0	0.0	0.0
172,5°	0.0	0.0	0.0	0.0	0.0	0.0	0.0	0.0	0.0	0.0	0.0	0.0	0.0
175,0°	0.0	0.0	0.0	0.0	0.0	0.0	0.0	0.0	0.0	0.0	0.0	0.0	0.0
177,5°	0.0	0.0	0.0	0.0	0.0	0.0	0.0	0.0	0.0	0.0	0.0	0.0	0.0
180,0°	0.0	0.0	0.0	0.0	0.0	0.0	0.0	0.0	0.0	0.0	0.0	0.0	0.0

Photometric test report

Family LANTERN CLASSIC LED	Order number: 5XA5245KF14H + 5XA54000XSA EAN: 4058352834558 + 4058352161326	LP number 59105_28
Table of values for luminous intensities		Maximum luminous intensity
		siteco

C-planes	65° 115°	70° 110°	75° 105°	80° 100°	85° 95°	90°	185° 355°	190° 350°	195° 345°	200° 340°	205° 335°	210° 330°	215° 325°
γ	Luminous intensity in cd/klm												
115,0°	6.9	6.9	7.6	7.6	6.0	2.5	5.0	5.0	5.0	4.7	4.7	4.7	4.4
117,5°	6.9	6.9	6.9	6.9	5.0	2.5	5.0	5.0	4.4	4.4	4.4	4.4	4.4
120,0°	6.3	6.3	6.3	6.3	4.4	1.9	5.0	4.4	4.4	4.4	4.4	4.4	4.4
122,5°	6.3	6.3	6.3	6.3	3.8	1.9	4.7	4.4	4.4	4.4	4.1	4.4	3.8
125,0°	5.0	5.0	5.0	5.0	3.2	1.9	3.8	3.8	3.8	3.2	3.2	3.2	3.2
127,5°	3.2	3.2	3.2	3.2	1.9	1.3	2.8	2.5	2.5	2.5	2.5	2.5	2.5
130,0°	1.9	1.9	2.2	1.9	1.3	0.6	1.9	1.9	1.9	1.9	1.9	1.9	2.2
132,5°	1.9	1.9	1.9	1.6	1.3	0.6	1.9	1.9	1.9	1.9	1.9	1.9	1.9
135,0°	1.3	1.3	1.3	1.3	0.6	0.6	1.9	1.9	1.9	1.9	1.9	1.9	1.9
137,5°	1.3	1.3	1.3	1.3	0.6	0.6	1.3	1.3	1.3	1.3	1.3	1.3	1.6
140,0°	0.6	0.6	0.6	0.6	0.6	0.6	1.3	1.3	1.3	1.3	1.3	1.3	1.3
142,5°	0.6	0.6	0.6	0.6	0.6	0.6	0.6	0.6	0.6	0.9	0.9	1.3	0.9
145,0°	0.6	0.6	0.6	0.6	0.6	0.6	0.6	0.6	0.6	0.6	0.6	0.6	0.6
147,5°	0.6	0.6	0.6	0.6	0.6	0.6	0.6	0.6	0.6	0.6	0.6	0.6	0.6
150,0°	0.0	0.0	0.0	0.0	0.0	0.0	0.0	0.0	0.0	0.0	0.0	0.0	0.0
152,5°	0.0	0.0	0.0	0.0	0.0	0.0	0.0	0.0	0.0	0.0	0.0	0.0	0.0
155,0°	0.0	0.0	0.0	0.0	0.0	0.0	0.0	0.0	0.0	0.0	0.0	0.0	0.0
157,5°	0.0	0.0	0.0	0.0	0.0	0.0	0.0	0.0	0.0	0.0	0.0	0.0	0.0
160,0°	0.0	0.0	0.0	0.0	0.0	0.0	0.0	0.0	0.0	0.0	0.0	0.0	0.0
162,5°	0.0	0.0	0.0	0.0	0.0	0.0	0.0	0.0	0.0	0.0	0.0	0.0	0.0
165,0°	0.0	0.0	0.0	0.0	0.0	0.0	0.0	0.0	0.0	0.0	0.0	0.0	0.0
167,5°	0.0	0.0	0.0	0.0	0.0	0.0	0.0	0.0	0.0	0.0	0.0	0.0	0.0
170,0°	0.0	0.0	0.0	0.0	0.0	0.0	0.0	0.0	0.0	0.0	0.0	0.0	0.0
172,5°	0.0	0.0	0.0	0.0	0.0	0.0	0.0	0.0	0.0	0.0	0.0	0.0	0.0
175,0°	0.0	0.0	0.0	0.0	0.0	0.0	0.0	0.0	0.0	0.0	0.0	0.0	0.0
177,5°	0.0	0.0	0.0	0.0	0.0	0.0	0.0	0.0	0.0	0.0	0.0	0.0	0.0
180,0°	0.0	0.0	0.0	0.0	0.0	0.0	0.0	0.0	0.0	0.0	0.0	0.0	0.0

Photometric test report

Family LANTERN CLASSIC LED	Order number: 5XA5245KF14H + 5XA54000XSA EAN: 4058352834558 + 4058352161326	LP number 59105_28
Table of values for luminous intensities		Maximum luminous intensity
		

C-planes	220° 320°	225° 315°	230° 310°	235° 305°	240° 300°	245° 295°	250° 290°	255° 285°	260° 280°	265° 275°	270°	Phi-zone	Total Phi-zone
γ	Luminous intensity in cd/klm											Luminous flux in lm/klm	
115,0°	4.4	4.4	3.8	3.8	3.8	3.8	3.2	3.2	3.2	2.5	1.9	1.3	993.3
117,5°	4.4	4.1	3.8	3.8	3.8	3.2	3.2	3.2	3.2	2.5	1.9	1.2	994.6
120,0°	4.4	3.8	3.8	3.8	3.8	3.2	3.2	3.2	2.8	2.2	1.9	1.1	995.7
122,5°	3.8	3.8	3.8	3.8	3.2	3.2	3.2	3.2	2.5	1.9	1.9	1.1	996.8
125,0°	3.2	3.2	3.2	3.2	2.8	2.5	2.5	2.5	2.5	1.9	1.9	0.8	997.6
127,5°	2.5	2.5	2.5	2.5	2.5	2.5	2.5	1.9	1.9	1.6	1.3	0.6	998.2
130,0°	2.2	1.9	2.5	2.2	1.9	1.9	1.9	1.9	1.9	1.3	1.3	0.4	998.6
132,5°	1.9	1.9	1.9	1.9	1.9	1.9	1.9	1.9	1.6	1.3	1.3	0.4	998.9
135,0°	1.9	1.9	1.9	1.9	1.9	1.9	1.9	1.9	1.3	1.3	1.3	0.3	999.2
137,5°	1.3	1.3	1.3	1.3	1.6	1.3	1.3	1.3	1.3	1.3	1.3	0.2	999.5
140,0°	1.3	1.3	1.3	1.3	1.3	1.3	1.3	1.3	1.3	0.6	1.3	0.2	999.7
142,5°	1.3	1.3	1.3	1.3	1.3	1.3	1.3	1.3	0.9	0.6	0.6	0.1	999.8
145,0°	0.6	0.6	0.6	0.6	0.6	0.6	0.6	0.6	0.6	0.6	0.6	0.1	999.9
147,5°	0.6	0.6	0.6	0.6	0.9	0.9	0.6	0.9	0.6	0.6	0.6	0.1	1000.0
150,0°	0.0	0.0	0.0	0.0	0.0	0.0	0.0	0.0	0.0	0.0	0.0	0.0	1000.0
152,5°	0.0	0.0	0.0	0.0	0.0	0.0	0.0	0.0	0.0	0.0	0.0	0.0	1000.0
155,0°	0.0	0.0	0.0	0.0	0.0	0.0	0.0	0.0	0.0	0.0	0.0	0.0	1000.0
157,5°	0.0	0.0	0.0	0.0	0.0	0.0	0.0	0.0	0.0	0.0	0.0	0.0	1000.0
160,0°	0.0	0.0	0.0	0.0	0.0	0.0	0.0	0.0	0.0	0.0	0.0	0.0	1000.0
162,5°	0.0	0.0	0.0	0.0	0.0	0.0	0.0	0.0	0.0	0.0	0.0	0.0	1000.0
165,0°	0.0	0.0	0.0	0.0	0.0	0.0	0.0	0.0	0.0	0.0	0.0	0.0	1000.0
167,5°	0.0	0.0	0.0	0.0	0.0	0.0	0.0	0.0	0.0	0.0	0.0	0.0	1000.0
170,0°	0.0	0.0	0.0	0.0	0.0	0.0	0.0	0.0	0.0	0.0	0.0	0.0	1000.0
172,5°	0.0	0.0	0.0	0.0	0.0	0.0	0.0	0.0	0.0	0.0	0.0	0.0	1000.0
175,0°	0.0	0.0	0.0	0.0	0.0	0.0	0.0	0.0	0.0	0.0	0.0	0.0	1000.0
177,5°	0.0	0.0	0.0	0.0	0.0	0.0	0.0	0.0	0.0	0.0	0.0	0.0	1000.0
180,0°	0.0	0.0	0.0	0.0	0.0	0.0	0.0	0.0	0.0	0.0	0.0	0.0	1000.0

Photometric test report

Family LANTERN CLASSIC LED	Order number: 5XA5245KF14H + 5XA54000XSA EAN: 4058352834558 + 4058352161326	LP number 59105_28
Dimming levels table		environmental temperature: 25°C
siteco		

Luminous flux %	Dimming level linear	Dimming level logarithmic	Luminous flux [lm]	Power consumption [W]	Power consumption [W]	Power consumption [W]
				start of lifetime	end of lifetime	average
100	254	254	970	10.0	10.4	10.2
95	241	252	920	9.5	9.9	9.7
90	229	250	875	9.0	9.3	9.2
85	216	248	825	8.5	8.8	8.6
80	203	246	775	8.0	8.3	8.2
75	190	243	726	7.6	7.7	7.6
70	178	241	680	7.1	7.3	7.2
65	165	238	630	6.6	6.8	6.7
60	152	235	580	6.1	6.4	6.2
55	140	232	535	5.7	5.9	5.8
50	127	229	485	5.3	5.5	5.4
45	114	225	435	4.8	5.0	4.9
40	102	221	390	4.4	4.6	4.5
35	89	216	340	4.0	4.1	4.0
30	76	210	290	3.6	3.7	3.6
30	75	209	286	3.5	3.7	3.6