


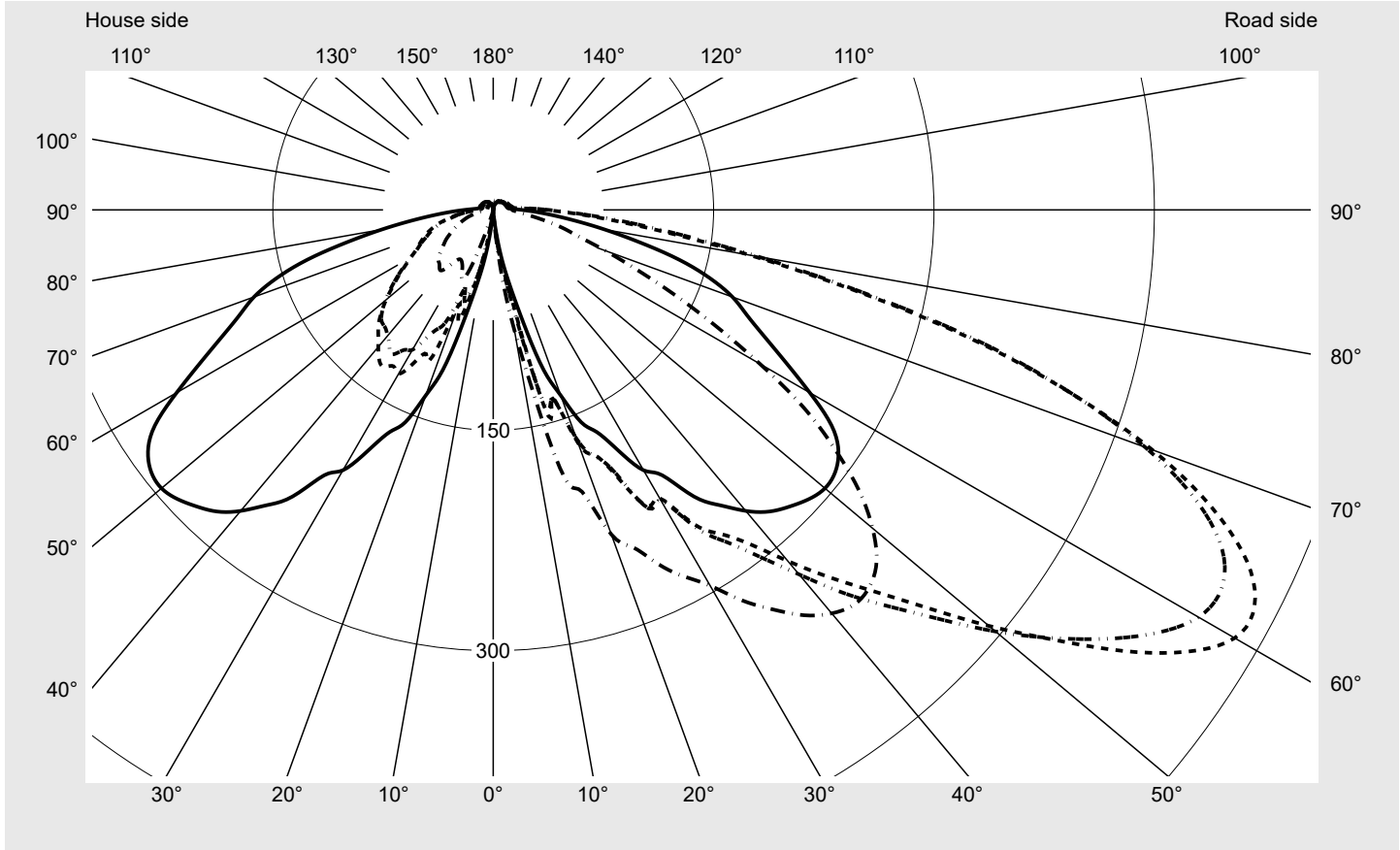
Photometric test report

Family CITY-LIGHT 260 LED	Order number: 5XA5295KF14H + 5XA54000XS EAN: 4058352835692 + 4050737730073	LP number 59087_87
	Version post-top- or mounting to wall arm, spreader element, structured Optic asymmetric, wide distribution (ST1.2a) Cover cover transparent, PMMA Lamps LED 4000 K CRI ≥ 70 Controlgear ECG SITECO iQ Rated values Net luminous flux = 1450 lm Power consumption = 10.0 W Luminous efficacy = 145 lm/W	serial documentation 08.07.2022





Luminous intensity in cd/klm C180-0 C205-25 C210-30 C270-90 **Imax: 584 cd/klm**



Luminaire output ratios

Eta	100.0%
Eta 0° - 90°	95.0%
Eta 90° - 180°	5.0%

Luminous intensity class acc. to EN13201-2

Class:	G1
Imax 70°	477.4
Imax 80°	183.2
Imax 90°	37.8
Imax >90°	25.1
Imax >95°	16.1

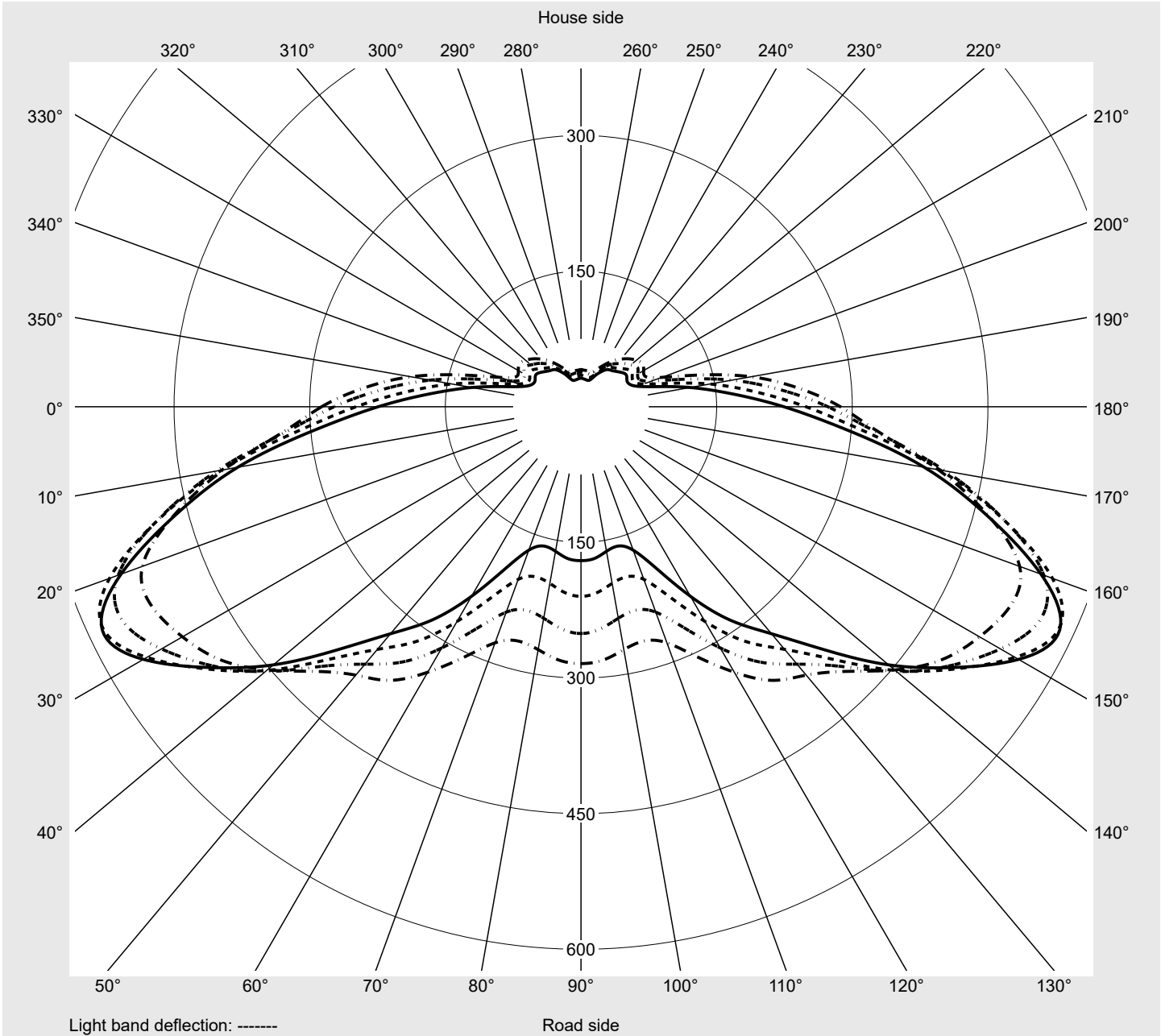
Measurement conditions

DIN EN 13032 and DIN 5032

Photometric test report

Family CITY-LIGHT 260 LED	Order number: 5XA5295KF14H + 5XA54000XS EAN: 4058352835692 + 4050737730073	LP number 59087_87
-------------------------------------	---	------------------------------

Envelope curve in cd/klm **KMK 62,5°** **KMK 60°** **KMK 57,5°** **KMK 55°**



Photometric test report

Family CITY-LIGHT 260 LED	Order number: 5XA5295KF14H + 5XA54000XS EAN: 4058352835692 + 4050737730073	LP number 59087_87
Table of values for luminous intensities		Maximum luminous intensity
		siteco

C-planes	0° 180°	5° 175°	10° 170°	15° 165°	20° 160°	25° 155°	30° 150°	35° 145°	40° 140°	45° 135°	50° 130°	55° 125°	60° 120°
γ	Luminous intensity in cd/klm												
0,0°	1.7	1.7	1.7	1.7	1.7	1.7	1.7	1.7	1.7	1.7	1.7	1.7	1.7
2,5°	1.1	1.4	1.4	1.7	1.7	1.7	1.7	1.7	1.7	2.0	2.0	2.0	2.0
5,0°	3.4	4.2	4.8	5.6	6.2	7.0	7.6	8.2	8.5	8.7	9.3	9.6	10.1
7,5°	16.1	19.2	21.7	23.7	25.4	26.8	27.9	28.5	29.6	30.2	31.6	32.7	34.7
10,0°	34.7	36.1	37.5	38.6	44.5	44.5	47.9	51.3	55.2	58.9	64.0	68.2	71.6
12,5°	53.3	63.1	67.9	65.9	71.0	78.1	85.7	95.0	101.7	102.0	103.7	104.5	106.8
15,0°	80.0	90.2	109.9	122.9	146.0	145.4	139.2	132.7	129.6	128.8	134.4	137.0	142.9
17,5°	114.4	111.9	120.3	130.2	139.5	133.6	134.7	143.2	148.5	149.1	158.1	162.9	171.0
20,0°	134.4	151.6	155.0	157.2	163.4	168.8	165.7	164.0	168.2	170.5	177.8	181.2	180.3
22,5°	156.4	153.9	166.5	184.3	184.6	180.6	181.8	184.6	184.3	178.1	182.0	192.5	204.3
25,0°	166.8	178.9	195.6	192.5	198.4	201.2	198.4	201.8	203.5	204.9	212.5	222.6	221.8
27,5°	184.9	199.8	207.4	202.6	213.6	227.4	229.1	232.5	233.6	231.1	235.0	245.2	248.0
30,0°	204.6	214.2	218.7	215.3	221.2	226.6	228.5	239.2	252.2	254.5	260.4	271.6	276.4
32,5°	214.2	219.0	231.6	232.5	242.3	253.1	255.9	268.0	280.9	282.9	291.7	305.5	308.0
35,0°	238.1	243.2	257.3	252.2	260.7	269.1	275.6	290.2	303.8	309.7	322.1	334.5	332.0
37,5°	253.3	259.3	270.2	269.7	278.1	286.6	297.3	311.4	326.3	334.2	347.7	359.6	356.5
40,0°	267.4	271.9	285.5	298.4	307.7	311.9	323.8	337.6	353.4	359.0	370.8	382.1	378.7
42,5°	278.4	287.1	305.5	322.9	333.4	339.3	353.9	366.0	378.2	383.5	392.3	400.4	393.4
45,0°	285.5	300.7	324.1	345.5	363.0	367.5	381.8	394.2	400.7	400.1	404.7	408.6	398.2
47,5°	291.4	312.8	344.6	374.2	396.2	401.0	412.3	421.0	420.7	410.6	408.9	408.6	396.5
50,0°	294.8	323.8	367.5	407.2	434.2	440.4	446.4	448.3	437.6	417.1	407.8	402.7	386.1
52,5°	293.3	330.5	386.6	437.6	474.3	480.5	478.5	470.0	448.6	417.6	400.7	389.4	366.9
55,0°	286.9	332.2	401.3	466.6	516.2	523.3	508.9	487.5	452.8	414.0	387.5	369.4	339.0
57,5°	273.1	329.1	409.2	485.0	544.7	559.6	535.7	499.1	455.7	406.1	371.7	344.6	308.0
60,0°	248.8	315.6	403.5	484.4	554.9	582.7	554.3	505.5	453.7	395.4	350.3	316.7	274.2
62,5°	224.3	295.6	385.5	465.0	541.3	584.2	558.8	502.7	444.1	379.9	327.7	288.3	242.1
65,0°	203.5	275.3	360.4	433.7	510.0	566.1	547.5	487.8	426.1	360.4	304.1	259.8	211.9
67,5°	186.8	258.7	334.5	397.9	467.5	529.5	518.5	456.5	395.6	332.8	278.4	230.5	182.3
70,0°	173.3	242.3	309.7	361.8	420.2	477.4	472.3	413.4	355.9	299.3	247.4	204.3	160.3
72,5°	154.7	217.8	274.7	317.6	363.0	409.7	410.3	360.7	307.2	256.4	215.9	188.5	136.7
75,0°	131.0	184.0	229.9	263.8	299.3	334.2	338.4	298.7	250.2	209.1	173.9	150.2	114.1
77,5°	102.3	141.5	175.6	201.5	226.3	250.2	254.7	225.4	187.4	156.1	138.4	127.1	103.1
80,0°	77.2	103.7	127.4	146.3	162.6	177.5	183.2	166.5	143.7	120.9	106.0	98.3	79.2
82,5°	56.1	73.3	88.8	101.4	111.3	121.2	127.9	121.7	107.4	89.0	74.7	67.3	52.1
85,0°	40.0	51.0	61.1	69.6	76.4	82.0	88.2	85.7	75.2	62.3	52.7	46.8	38.3
87,5°	28.2	35.2	42.0	47.6	52.1	55.0	58.0	56.9	50.7	44.0	38.6	34.9	29.9
90,0°	19.4	22.8	26.5	30.4	33.3	35.2	37.5	37.8	34.7	31.0	28.7	26.8	24.2
92,5°	13.8	15.2	16.9	18.9	20.6	22.0	24.2	25.1	24.2	22.8	22.0	21.4	20.6
95,0°	10.7	11.6	12.1	13.2	13.8	14.7	16.1	16.9	17.2	16.9	17.2	17.5	17.8
97,5°	9.9	10.4	10.7	11.0	11.3	11.8	12.1	12.7	13.2	13.5	13.8	14.7	15.2
100,0°	9.6	9.9	10.4	10.4	10.4	11.0	11.0	11.3	11.3	11.8	12.4	13.0	13.8
102,5°	9.3	9.9	9.9	10.4	10.4	10.4	10.4	10.7	11.0	11.3	11.6	11.8	12.7
105,0°	9.3	9.3	9.9	9.9	9.9	10.4	10.4	10.4	10.7	10.7	11.0	11.3	11.8
107,5°	9.3	9.3	9.6	9.9	9.9	9.9	10.1	10.4	10.4	10.4	10.7	11.0	11.3
110,0°	9.0	9.3	9.3	9.6	9.9	9.9	9.9	10.1	10.1	10.4	10.4	10.7	11.0
112,5°	8.7	9.0	9.3	9.3	9.3	9.9	9.9	9.9	9.9	10.1	10.1	10.4	10.7

Photometric test report

Family CITY-LIGHT 260 LED	Order number: 5XA5295KF14H + 5XA54000XS EAN: 4058352835692 + 4050737730073	LP number 59087_87
Table of values for luminous intensities		Maximum luminous intensity
		siteco

C-planes	65° 115°	70° 110°	75° 105°	80° 100°	85° 95°	90°	185° 355°	190° 350°	195° 345°	200° 340°	205° 335°	210° 330°	215° 325°
γ	Luminous intensity in cd/klm												
0,0°	1.7	1.7	1.7	1.7	1.7	1.7	1.7	1.7	1.7	1.7	1.7	1.7	1.7
2,5°	2.0	2.3	2.3	2.0	2.0	2.3	1.7	1.7	1.4	1.4	1.4	1.7	1.7
5,0°	10.1	10.7	11.0	11.0	11.0	11.3	3.1	2.5	2.3	2.0	2.0	1.7	2.0
7,5°	36.9	39.7	42.6	44.5	45.9	46.2	12.7	9.6	7.0	5.4	4.2	3.7	3.1
10,0°	74.4	78.1	80.6	81.4	82.6	83.4	32.7	32.1	30.4	25.6	19.4	13.5	9.0
12,5°	110.2	116.1	122.6	128.2	130.8	130.8	47.6	42.8	38.9	39.5	42.0	40.0	30.7
15,0°	151.0	160.9	169.1	180.6	187.1	189.9	74.7	70.4	63.7	63.7	60.9	54.7	50.4
17,5°	183.4	197.3	199.8	204.0	203.7	201.2	108.5	109.1	99.8	89.9	79.2	65.1	55.2
20,0°	185.4	196.7	210.8	224.9	233.0	235.0	122.0	118.9	98.3	81.2	69.0	57.2	48.2
22,5°	217.3	227.4	233.0	239.5	246.6	248.5	142.0	136.4	127.7	116.9	107.9	79.7	59.2
25,0°	232.8	244.3	252.5	261.2	265.2	266.0	156.1	148.2	130.8	118.4	108.2	89.3	67.3
27,5°	261.2	268.8	275.0	279.8	281.2	281.2	167.7	157.0	139.8	127.4	117.8	98.1	73.3
30,0°	289.7	292.8	295.3	296.7	296.7	295.3	182.6	163.4	144.6	135.5	128.8	109.9	86.5
32,5°	315.3	312.5	312.5	313.9	314.8	315.0	194.7	174.4	151.6	135.3	126.2	113.0	95.8
35,0°	337.0	331.7	330.5	331.1	331.4	332.0	219.8	191.6	163.2	143.7	130.2	120.0	111.0
37,5°	359.6	350.8	345.2	343.8	345.5	347.7	236.1	206.0	172.5	147.7	127.7	116.1	112.7
40,0°	375.9	361.5	352.2	351.4	355.6	358.4	246.6	214.2	177.2	146.5	121.7	111.9	111.0
42,5°	386.1	367.5	356.5	356.2	361.3	364.1	256.2	219.8	178.4	141.5	115.8	108.8	109.6
45,0°	387.7	365.8	354.5	355.1	359.9	362.4	262.6	222.3	177.0	135.8	110.5	107.4	108.5
47,5°	380.7	356.8	344.9	346.6	351.1	353.9	265.7	223.7	173.3	127.1	103.1	102.6	103.7
50,0°	363.8	338.2	326.0	328.9	334.8	337.0	264.0	220.1	166.0	117.8	95.2	95.8	97.5
52,5°	338.4	311.7	301.0	304.1	311.4	313.9	255.3	209.4	152.5	106.5	86.5	87.9	90.5
55,0°	305.5	277.8	268.3	272.8	281.2	284.0	240.4	191.1	135.5	95.0	78.9	80.0	82.8
57,5°	269.7	241.8	233.0	237.6	246.6	250.8	220.1	169.4	117.5	83.4	71.3	72.4	76.1
60,0°	231.9	203.2	194.7	198.4	206.3	209.7	192.5	144.8	99.8	73.5	64.8	65.4	68.2
62,5°	197.3	168.8	159.5	162.3	168.5	170.2	166.5	122.6	85.9	66.2	59.2	58.6	61.1
65,0°	166.8	138.1	127.7	129.6	135.3	135.3	145.4	105.7	76.6	61.1	55.5	54.4	55.2
67,5°	138.9	110.7	100.0	100.6	103.1	104.8	129.1	92.4	69.6	56.9	52.1	49.9	50.4
70,0°	116.1	88.8	77.8	76.9	78.3	81.2	115.8	83.1	63.7	53.3	48.8	46.2	45.4
72,5°	95.2	70.7	60.0	58.0	59.7	62.0	101.4	73.0	57.8	48.5	44.5	42.3	40.3
75,0°	78.9	56.9	47.3	45.1	47.1	50.7	86.2	62.8	51.0	43.7	40.3	38.0	35.8
77,5°	65.7	45.1	36.9	34.7	36.4	39.5	68.8	51.9	43.4	37.5	34.7	32.7	30.2
80,0°	51.3	35.2	28.7	27.3	27.9	29.3	53.5	41.7	36.1	31.6	29.3	27.6	25.4
82,5°	37.5	27.6	22.8	21.1	21.7	22.0	40.9	33.3	29.0	25.6	24.2	23.1	20.6
85,0°	29.6	22.5	18.9	17.2	17.2	17.5	31.0	25.9	23.4	21.1	19.7	18.6	16.9
87,5°	24.0	19.4	16.3	14.9	14.4	14.1	22.5	19.4	17.8	16.1	14.9	13.8	12.4
90,0°	20.6	17.5	15.8	14.4	13.2	13.0	16.3	14.7	13.2	12.1	11.0	10.1	9.3
92,5°	18.9	17.2	15.8	14.4	13.5	13.5	12.4	11.3	10.4	9.6	8.7	8.2	7.6
95,0°	17.5	16.9	15.8	14.4	13.8	13.5	10.1	9.6	9.0	8.2	7.9	7.3	6.8
97,5°	16.1	16.1	15.2	14.4	13.8	13.5	9.3	9.0	8.5	7.9	7.6	7.3	6.8
100,0°	14.7	14.9	14.4	13.8	13.2	13.0	9.3	8.7	8.5	7.9	7.3	7.0	6.8
102,5°	13.0	13.8	13.5	13.0	12.7	12.4	9.0	8.7	8.2	7.9	7.3	7.0	6.8
105,0°	12.4	12.4	12.4	12.4	11.8	11.8	8.7	8.7	8.2	7.9	7.3	7.0	6.8
107,5°	11.3	11.8	11.8	11.6	11.3	11.3	8.7	8.7	8.2	7.6	7.3	6.8	6.8
110,0°	11.0	11.3	11.3	11.3	11.3	11.3	8.7	8.5	8.2	7.6	7.3	6.8	6.8
112,5°	10.7	10.7	10.7	10.7	10.7	10.7	8.7	8.2	8.2	7.6	7.3	6.8	6.8

Photometric test report

Family CITY-LIGHT 260 LED	Order number: 5XA5295KF14H + 5XA54000XS EAN: 4058352835692 + 4050737730073	LP number 59087_87
Table of values for luminous intensities		Maximum luminous intensity
		siteco

C-planes	220° 320°	225° 315°	230° 310°	235° 305°	240° 300°	245° 295°	250° 290°	255° 285°	260° 280°	265° 275°	270°	Phi-zone	Total Phi-zone
γ	Luminous intensity in cd/klm											Luminous flux in lm/klm	
0,0°	1.7	1.7	1.7	1.7	1.7	1.7	1.7	1.7	1.7	1.7	1.7	0.0	0.0
2,5°	1.7	1.7	2.0	2.0	2.0	2.0	1.7	1.7	1.7	2.0	1.7	0.0	0.0
5,0°	2.0	2.0	2.0	2.0	2.0	2.0	1.7	1.7	2.0	1.7	1.7	0.1	0.1
7,5°	2.5	2.5	2.5	2.3	2.3	2.0	2.3	2.0	2.0	2.0	1.7	0.6	0.8
10,0°	5.9	4.5	3.4	3.1	2.8	2.5	2.3	2.3	2.3	2.0	2.3	1.7	2.5
12,5°	21.4	15.5	9.3	5.4	4.2	3.4	2.8	2.8	2.5	2.5	2.3	3.5	6.0
15,0°	49.0	44.0	33.5	26.2	18.0	9.3	5.9	4.5	3.9	3.7	3.4	6.3	12.3
17,5°	49.0	42.8	42.0	38.0	29.3	26.5	23.7	18.3	12.4	9.9	9.6	8.7	21.1
20,0°	43.4	41.4	39.5	34.7	34.9	34.7	32.1	32.1	31.8	31.8	31.0	11.1	32.2
22,5°	46.2	40.3	34.9	34.4	34.1	33.8	33.5	39.5	43.4	47.3	49.0	14.0	46.2
25,0°	53.5	40.0	35.2	33.8	34.1	36.1	37.2	40.9	44.2	50.4	50.7	16.9	63.0
27,5°	57.8	43.4	37.5	36.1	38.0	40.9	43.1	44.2	44.2	46.8	45.7	20.2	83.2
30,0°	75.2	61.4	51.0	45.4	42.8	43.7	43.7	41.7	42.0	43.4	42.3	23.5	106.7
32,5°	84.5	71.6	60.9	53.3	50.4	49.3	46.5	42.3	40.6	41.4	40.6	27.3	133.9
35,0°	103.1	87.6	72.7	62.6	55.8	52.4	47.9	43.7	41.7	42.3	41.1	31.6	165.5
37,5°	108.8	95.5	82.0	73.0	65.7	60.3	53.3	48.5	46.5	47.3	46.2	35.7	201.2
40,0°	107.4	95.0	82.6	73.8	67.3	62.6	56.9	54.1	53.0	54.4	53.5	39.6	240.7
42,5°	105.7	95.0	82.6	74.1	66.8	61.4	55.5	53.8	52.7	54.7	54.1	43.2	284.0
45,0°	105.1	95.0	83.4	74.4	66.2	60.0	54.1	52.1	50.7	52.1	51.9	46.4	330.4
47,5°	100.9	91.6	81.7	73.5	65.1	58.0	52.4	50.4	49.0	50.4	50.7	49.1	379.5
50,0°	94.1	87.1	78.1	69.6	62.0	54.7	49.3	47.6	46.5	47.3	47.9	51.3	430.8
52,5°	87.6	81.4	73.5	65.4	57.8	50.7	45.7	44.2	43.7	44.0	44.5	52.6	483.4
55,0°	80.0	75.0	68.8	62.0	54.4	47.3	42.0	40.6	40.6	40.6	41.1	53.1	536.5
57,5°	72.1	67.6	62.3	57.2	50.4	44.5	38.9	37.2	37.8	37.5	38.3	52.7	589.2
60,0°	64.8	60.0	56.4	53.3	47.3	41.1	35.5	33.5	33.8	34.1	34.9	51.2	640.4
62,5°	58.9	55.2	52.4	50.2	44.8	38.6	32.4	30.2	30.4	31.0	31.6	48.9	689.3
65,0°	53.8	51.0	48.5	47.1	42.8	36.6	29.9	26.8	27.3	27.9	28.7	46.0	735.4
67,5°	49.0	46.2	44.5	44.0	40.3	34.1	27.3	24.0	24.2	24.5	25.4	42.5	777.9
70,0°	44.2	41.4	40.0	39.7	37.5	31.6	25.1	21.7	21.7	22.0	22.5	38.7	816.6
72,5°	39.2	36.6	35.8	35.2	33.0	27.9	22.8	19.7	18.9	19.2	19.7	34.1	850.7
75,0°	34.1	31.8	31.0	30.4	27.9	23.4	19.2	17.2	16.3	16.3	16.9	28.6	879.3
77,5°	27.9	26.2	25.1	24.5	22.5	18.9	15.8	13.8	13.5	13.5	13.5	22.6	901.9
80,0°	22.8	21.4	20.3	19.4	17.8	15.5	13.0	11.6	11.0	11.0	11.3	17.2	919.1
82,5°	18.6	16.9	16.1	15.5	13.8	12.4	10.4	9.3	8.7	8.7	9.0	12.6	931.6
85,0°	14.9	13.8	12.7	12.1	11.0	9.3	8.5	7.6	7.0	6.8	6.8	9.2	940.8
87,5°	11.0	9.9	9.0	8.2	7.9	7.0	6.5	5.9	5.4	5.4	5.1	6.6	947.4
90,0°	8.5	7.6	7.0	6.5	5.9	5.6	5.1	5.1	4.5	4.5	4.5	4.8	952.2
92,5°	7.0	6.5	6.2	5.6	5.4	5.1	4.5	4.5	3.9	4.2	3.9	3.6	955.8
95,0°	6.5	6.2	5.6	5.6	5.1	5.1	4.5	4.5	3.9	3.9	3.9	3.0	958.8
97,5°	6.5	6.2	5.6	5.6	5.1	5.1	4.5	4.5	4.2	3.9	3.9	2.7	961.4
100,0°	6.5	6.2	5.6	5.6	5.1	5.1	4.5	4.5	3.9	3.9	3.9	2.5	963.9
102,5°	6.5	6.2	5.6	5.6	5.1	5.1	4.5	4.5	4.2	3.9	3.9	2.4	966.3
105,0°	6.2	5.9	5.6	5.6	5.1	5.1	4.5	4.5	3.9	3.9	3.9	2.3	968.6
107,5°	6.5	5.9	5.6	5.6	5.1	5.1	4.5	4.5	3.9	3.9	3.9	2.2	970.8
110,0°	6.2	5.9	5.6	5.6	5.1	5.1	4.5	4.5	4.2	4.2	3.9	2.1	972.9
112,5°	6.5	6.2	5.6	5.6	5.1	5.1	4.5	4.5	4.2	4.2	3.9	2.1	975.0

Photometric test report

Family CITY-LIGHT 260 LED	Order number: 5XA5295KF14H + 5XA54000XS EAN: 4058352835692 + 4050737730073	LP number 59087_87
Table of values for luminous intensities		Maximum luminous intensity
		siteco

C-planes	0° 180°	5° 175°	10° 170°	15° 165°	20° 160°	25° 155°	30° 150°	35° 145°	40° 140°	45° 135°	50° 130°	55° 125°	60° 120°
γ	Luminous intensity in cd/klm												
115,0°	8.7	9.0	9.0	9.3	9.3	9.6	9.6	9.6	9.9	9.9	10.1	10.1	10.1
117,5°	8.7	8.7	9.0	9.3	9.3	9.3	9.3	9.3	9.6	9.6	9.9	9.9	10.1
120,0°	8.5	8.7	8.7	9.0	9.0	9.0	9.3	9.3	9.3	9.3	9.6	9.6	9.9
122,5°	8.5	8.5	8.7	8.7	8.7	9.0	9.0	9.0	9.0	9.3	9.3	9.6	9.6
125,0°	8.2	8.5	8.5	8.7	8.7	8.7	9.0	9.0	9.0	9.0	9.0	9.3	9.3
127,5°	8.2	8.2	8.5	8.5	8.5	8.7	8.7	8.7	8.7	8.7	9.0	9.0	9.0
130,0°	7.9	7.9	8.2	8.5	8.2	8.5	8.5	8.5	8.5	8.7	8.7	8.7	9.0
132,5°	7.9	7.9	7.9	8.2	8.2	8.2	8.2	8.5	8.5	8.5	8.5	8.7	8.7
135,0°	7.3	7.6	7.9	7.9	7.9	7.9	8.2	8.2	8.2	8.2	8.2	8.5	8.5
137,5°	7.3	7.3	7.3	7.6	7.6	7.9	7.9	7.9	7.9	7.9	8.2	8.2	8.5
140,0°	6.8	7.0	7.3	7.3	7.3	7.6	7.6	7.6	7.6	7.9	7.9	7.9	7.9
142,5°	6.8	6.8	7.0	7.0	7.3	7.3	7.3	7.3	7.3	7.3	7.6	7.9	7.9
145,0°	6.8	6.8	6.8	6.8	7.0	7.0	7.3	7.3	7.3	7.3	7.3	7.3	7.6
147,5°	6.2	6.8	6.8	6.8	6.8	6.8	6.8	7.0	7.3	7.3	7.3	7.3	7.3
150,0°	6.2	6.2	6.2	6.8	6.8	6.8	6.8	6.8	6.8	6.8	7.0	7.0	7.3
152,5°	6.2	6.2	6.2	6.2	6.2	6.2	6.8	6.8	6.8	6.8	6.8	6.8	6.8
155,0°	5.6	5.6	5.6	5.9	6.2	6.2	6.2	6.2	6.2	6.2	6.2	6.5	6.8
157,5°	5.1	5.1	5.4	5.6	5.6	5.6	5.6	5.6	5.6	5.6	6.2	6.2	6.2
160,0°	4.5	4.8	5.1	5.1	5.1	5.1	5.1	5.1	5.1	5.1	5.6	5.6	5.6
162,5°	3.9	3.9	4.2	4.5	4.5	4.5	4.5	4.5	4.5	4.5	4.5	4.8	5.1
165,0°	3.4	3.4	3.4	3.9	3.9	3.9	3.9	3.9	3.9	3.9	3.9	3.9	3.9
167,5°	2.8	2.8	2.8	2.8	2.8	3.1	3.1	3.1	3.1	3.1	3.4	3.4	3.4
170,0°	2.3	2.3	2.3	2.3	2.3	2.5	2.3	2.3	2.3	2.3	2.3	2.5	2.3
172,5°	2.3	2.0	2.3	2.3	2.3	2.0	2.3	2.3	2.0	2.0	2.3	2.3	2.3
175,0°	1.7	1.7	1.7	1.7	1.7	1.7	1.7	1.7	1.7	1.7	1.7	1.7	1.7
177,5°	1.4	1.1	1.4	1.4	1.4	1.1	1.4	1.1	1.1	1.1	1.4	1.7	1.7
180,0°	0.0	0.0	0.0	0.0	0.0	0.0	0.0	0.0	0.0	0.0	0.0	0.0	0.0

Photometric test report

Family CITY-LIGHT 260 LED	Order number: 5XA5295KF14H + 5XA54000XS EAN: 4058352835692 + 4050737730073	LP number 59087_87
--	---	-------------------------------------

Table of values for luminous intensities	Maximum luminous intensity	siteco
---	-----------------------------------	---------------

C-planes	65° 115°	70° 110°	75° 105°	80° 100°	85° 95°	90°	185° 355°	190° 350°	195° 345°	200° 340°	205° 335°	210° 330°	215° 325°
γ	Luminous intensity in cd/klm												
115,0°	10.1	10.4	10.4	10.1	10.7	10.7	8.7	8.2	7.9	7.6	7.3	7.0	6.8
117,5°	10.1	10.1	10.1	10.1	10.1	10.1	8.2	8.2	7.9	7.6	7.3	6.8	6.8
120,0°	9.9	10.1	10.1	10.1	10.1	10.1	8.5	8.2	7.9	7.6	7.3	7.0	6.8
122,5°	9.6	9.6	9.6	9.6	9.6	9.6	8.2	8.2	7.9	7.3	7.3	7.0	6.8
125,0°	9.6	9.6	9.6	9.6	9.6	9.6	8.2	7.9	7.6	7.3	7.3	6.8	6.8
127,5°	9.0	9.0	9.3	9.3	9.3	9.6	7.9	7.9	7.6	7.3	7.0	6.8	6.8
130,0°	9.0	9.0	9.0	9.0	9.0	9.0	7.9	7.6	7.6	7.3	7.0	6.8	6.5
132,5°	8.7	9.0	9.0	9.0	9.0	9.0	7.6	7.3	7.3	7.0	6.8	6.8	6.2
135,0°	8.5	8.5	8.5	8.5	8.5	8.5	7.3	7.3	7.0	6.8	6.8	6.5	6.2
137,5°	8.5	8.5	8.5	8.5	8.5	8.5	7.0	6.8	6.8	6.5	6.5	6.2	6.2
140,0°	7.9	7.9	7.9	7.9	7.9	7.9	6.8	6.8	6.5	6.2	6.2	5.9	5.6
142,5°	7.9	7.9	7.9	7.9	7.9	7.9	6.8	6.5	6.5	6.2	6.2	5.9	5.6
145,0°	7.6	7.6	7.9	7.6	7.9	7.3	6.5	6.5	6.2	6.2	5.9	5.6	5.6
147,5°	7.3	7.3	7.3	7.3	7.3	7.3	6.2	6.2	6.2	6.2	5.9	5.6	5.6
150,0°	7.3	7.3	7.3	7.3	7.3	7.3	6.2	6.2	6.2	5.9	5.6	5.6	5.6
152,5°	6.8	6.8	6.8	6.8	6.8	6.8	6.2	5.9	5.6	5.6	5.6	5.6	5.6
155,0°	6.8	6.8	6.8	6.8	6.8	6.8	5.6	5.6	5.6	5.6	5.6	5.4	5.4
157,5°	6.2	6.2	6.2	6.2	6.2	6.2	5.1	5.1	5.1	5.1	5.1	5.1	5.4
160,0°	5.6	5.6	5.6	5.6	5.6	5.6	4.5	4.5	4.5	4.5	4.8	5.1	5.1
162,5°	5.1	5.1	5.1	5.1	5.1	5.1	3.9	3.9	3.9	3.9	3.9	3.9	4.2
165,0°	3.9	3.9	4.2	3.9	3.9	3.9	3.4	3.4	3.4	3.4	3.4	3.4	3.4
167,5°	3.4	3.4	3.4	3.4	3.4	3.4	2.8	2.8	2.8	2.8	2.8	2.8	2.8
170,0°	2.8	2.5	2.5	2.5	2.5	2.8	2.3	2.3	2.3	2.3	2.3	2.3	2.3
172,5°	2.3	2.3	2.3	2.3	2.3	2.3	2.3	2.0	1.7	1.7	1.7	1.7	1.7
175,0°	1.7	1.7	1.7	1.7	1.7	1.7	1.7	1.7	1.7	1.7	1.7	1.7	1.7
177,5°	1.4	1.4	1.4	1.7	1.4	1.7	1.1	1.1	1.1	1.1	1.1	1.1	1.4
180,0°	0.0	0.0	0.0	0.0	0.0	0.0	0.0	0.0	0.0	0.0	0.0	0.0	0.0

Photometric test report

Family CITY-LIGHT 260 LED	Order number: 5XA5295KF14H + 5XA54000XS EAN: 4058352835692 + 4050737730073	LP number 59087_87
Table of values for luminous intensities		Maximum luminous intensity
		siteco

C-planes	220° 320°	225° 315°	230° 310°	235° 305°	240° 300°	245° 295°	250° 290°	255° 285°	260° 280°	265° 275°	270°	Phi-zone	Total Phi-zone
γ	Luminous intensity in cd/klm											Luminous flux in lm/klm	
115,0°	6.5	6.2	5.6	5.6	5.1	5.1	4.5	4.5	4.5	4.5	4.5	2.0	977.0
117,5°	6.5	6.2	5.9	5.6	5.1	5.1	5.1	4.5	4.5	4.5	4.5	1.9	978.9
120,0°	6.5	6.2	5.6	5.6	5.4	5.1	5.1	4.5	4.5	4.5	4.5	1.9	980.7
122,5°	6.5	6.2	5.9	5.6	5.1	5.1	5.1	4.5	4.5	4.5	4.5	1.8	982.5
125,0°	6.5	6.2	5.9	5.6	5.1	5.1	5.1	4.8	4.5	4.5	4.5	1.7	984.2
127,5°	6.2	6.2	5.6	5.6	5.4	5.1	5.1	4.8	4.5	4.5	4.5	1.6	985.9
130,0°	6.2	5.9	5.6	5.6	5.4	5.1	5.1	5.1	4.5	4.5	4.5	1.5	987.4
132,5°	6.2	5.9	5.6	5.6	5.4	5.1	5.1	4.8	4.5	4.5	4.5	1.5	988.9
135,0°	5.9	5.9	5.6	5.4	5.1	5.1	5.1	4.8	4.5	4.5	4.5	1.4	990.2
137,5°	5.6	5.6	5.4	5.1	5.1	5.1	4.8	4.5	4.5	4.5	4.5	1.3	991.5
140,0°	5.6	5.4	5.4	5.1	5.1	4.8	4.5	4.5	4.5	4.5	4.5	1.2	992.7
142,5°	5.6	5.4	5.1	5.1	5.1	4.5	4.5	4.5	4.5	4.5	4.5	1.1	993.8
145,0°	5.6	5.4	5.1	5.1	5.1	4.8	4.5	4.5	4.5	4.5	4.5	1.0	994.8
147,5°	5.6	5.4	5.1	5.1	5.1	4.8	4.5	4.5	4.5	4.5	4.5	0.9	995.7
150,0°	5.6	5.4	5.1	5.1	5.1	5.1	4.8	4.5	4.5	4.5	4.5	0.8	996.5
152,5°	5.4	5.4	5.1	5.1	5.1	5.1	4.8	4.8	4.5	4.5	4.5	0.8	997.3
155,0°	5.4	5.4	5.1	5.1	5.1	4.8	4.8	4.5	4.5	4.5	4.5	0.7	997.9
157,5°	5.6	5.4	5.4	5.1	5.1	5.1	4.8	4.8	4.5	4.5	4.5	0.6	998.5
160,0°	5.4	5.1	5.1	4.8	4.8	4.5	4.5	4.5	4.5	4.2	3.9	0.5	999.0
162,5°	4.2	3.9	3.9	3.9	3.9	3.9	3.9	3.9	3.9	3.9	3.9	0.4	999.3
165,0°	3.4	3.4	3.4	3.4	3.4	3.4	3.4	3.4	3.4	3.4	3.4	0.3	999.6
167,5°	2.8	2.8	2.8	2.8	2.8	2.8	2.8	2.5	2.8	2.8	2.8	0.2	999.8
170,0°	2.3	2.5	2.5	2.5	2.5	2.3	2.3	2.3	2.3	2.3	2.3	0.1	999.9
172,5°	2.0	2.0	2.0	2.0	1.7	1.7	1.7	1.7	1.7	1.7	1.7	0.1	999.9
175,0°	1.7	1.7	1.7	1.7	1.7	1.7	1.7	1.7	1.7	1.7	1.7	0.0	1000.0
177,5°	1.4	1.1	1.4	1.7	1.7	1.4	1.4	1.7	1.7	1.7	1.7	0.0	1000.0
180,0°	0.0	0.0	0.0	0.0	0.0	0.0	0.0	0.0	0.0	0.0	0.0	0.0	1000.0

Photometric test report

Family CITY-LIGHT 260 LED	Order number: 5XA5295KF14H + 5XA54000XS EAN: 4058352835692 + 4050737730073	LP number 59087_87
--	---	-------------------------------------

Dimming levels table	environmental temperature: 25°C	siteco
-----------------------------	---------------------------------	---------------

Luminous flux %	Dimming level linear	Dimming level logarithmic	Luminous flux [lm]	Power consumption [W]	Power consumption [W]	Power consumption [W]
				start of lifetime	end of lifetime	average
100	254	254	1450	10.0	10.4	10.2
95	241	252	1376	9.5	9.9	9.7
90	229	250	1307	9.0	9.3	9.2
85	216	248	1233	8.5	8.8	8.6
80	203	246	1159	8.0	8.3	8.2
75	190	243	1085	7.6	7.7	7.6
70	178	241	1016	7.1	7.3	7.2
65	165	238	942	6.6	6.8	6.7
60	152	235	868	6.1	6.4	6.2
55	140	232	799	5.7	5.9	5.8
50	127	229	725	5.3	5.5	5.4
45	114	225	651	4.8	5.0	4.9
40	102	221	582	4.4	4.6	4.5
35	89	216	508	4.0	4.1	4.0
30	76	210	434	3.6	3.7	3.6
30	75	209	428	3.5	3.7	3.6