
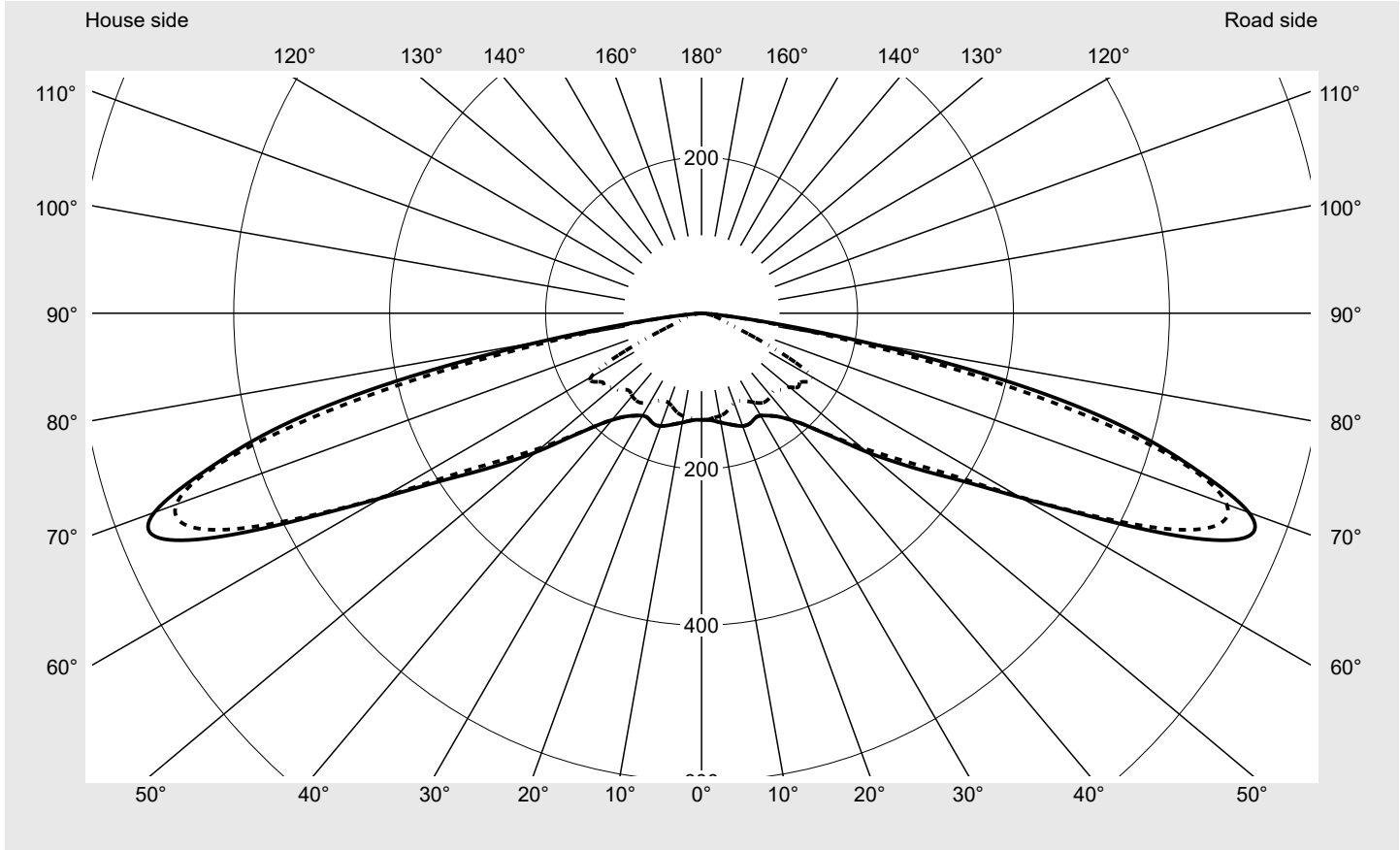


Photometric test report

Family DL® 50 mini LED	Order number: 5XA248U31F08GE EAN: 4058352803783	LP number 59408_8
	Version wire mounting Optic symmetric, extremely wide distribution (P1.0s) Cover toughened safety glass Lamps LED 3000 K CRI ≥ 70 Controlgear ECG SITECO iQ Rated values Net luminous flux = 5030 lm Power consumption = 32.7 W Luminous efficacy = 153.8 lm/W	serial documentation 03.04.2023



Luminous intensity in cd/klm C180-0 C185-5 C270-90 **Imax: 753 cd/klm**



Luminaire output ratios

Eta	100.0%
Eta 0° - 90°	100.0%
Eta 90° - 180°	0.0%

Luminous intensity class acc. to EN13201-2

Class:	---
Imax 70°	746.8
Imax 80°	208.9
Imax 90°	0.0
Imax >90°	0.0
Imax >95°	0.0

Measurement conditions

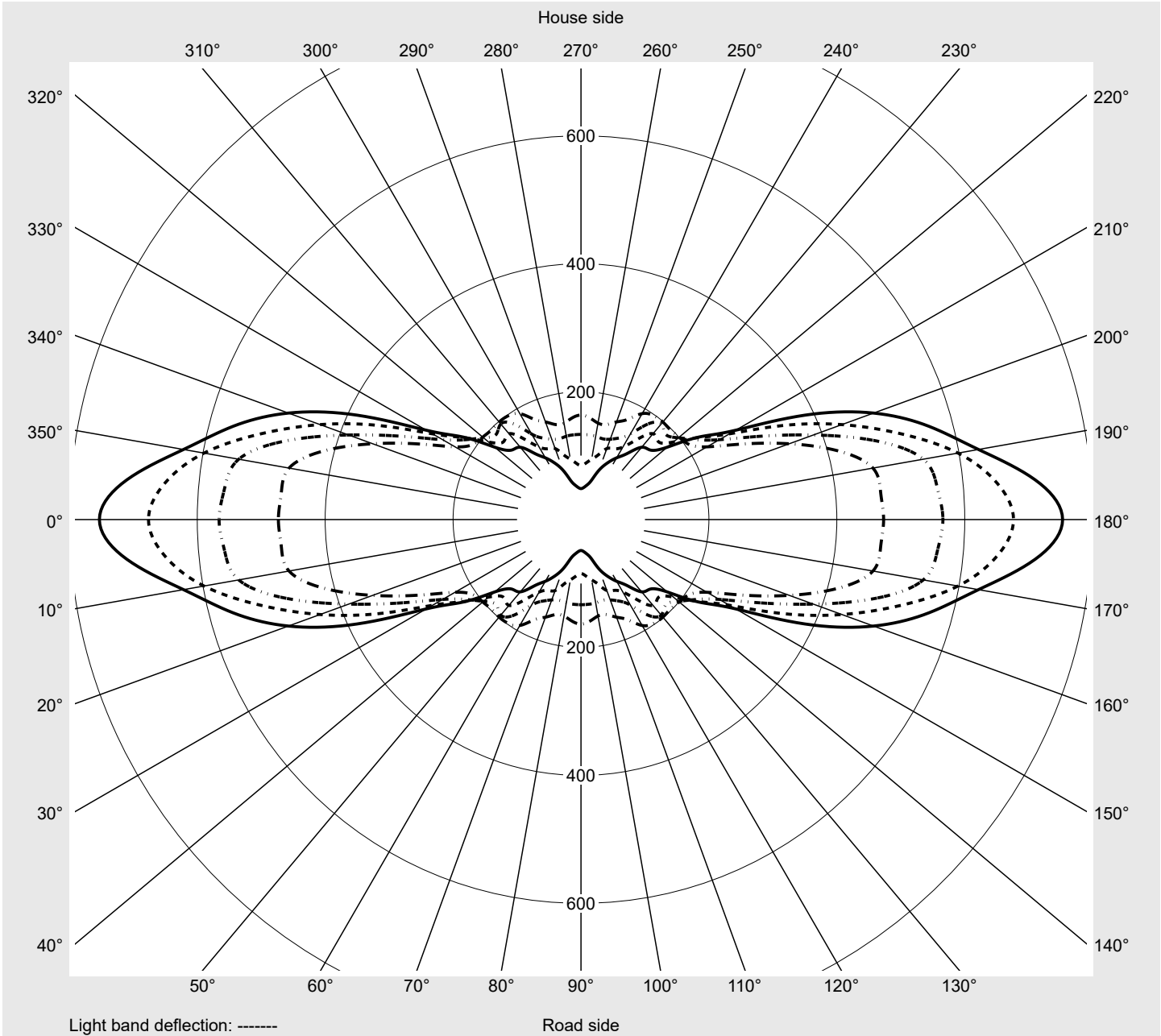
DIN EN 13032 and DIN 5032

Photometric test report

Family DL® 50 mini LED	Order number: 5XA248U31F08GE EAN: 4058352803783	LP number 59408_8
----------------------------------	--	-----------------------------



Envelope curve in cd/klm **KMK 67.5°** **KMK 65°** **KMK 62.5°** **KMK 60°**



Photometric test report

Family DL® 50 mini LED	Order number: 5XA248U31F08GE EAN: 4058352803783	LP number 59408_8
Table of values for luminous intensities		Maximum luminous intensity
siteco		

C-planes	0° 180°	5° 175°	10° 170°	15° 165°	20° 160°	25° 155°	30° 150°	35° 145°	40° 140°	45° 135°	50° 130°	55° 125°	60° 120°
γ	Luminous intensity in cd/klm												
0,0°	136.7	136.7	136.7	136.7	136.7	136.7	136.7	136.7	136.7	136.7	136.7	136.7	136.7
2,5°	136.8	136.8	136.7	136.6	136.6	136.5	136.4	136.4	136.3	136.2	136.2	136.3	136.3
5,0°	137.8	137.8	137.7	137.6	137.3	137.1	136.9	136.7	136.4	136.2	135.9	135.8	135.6
7,5°	139.8	139.7	139.6	139.3	139.0	138.6	138.1	137.6	137.1	136.6	136.0	135.5	135.2
10,0°	142.4	142.3	142.1	141.8	141.3	140.7	139.9	139.0	138.2	137.4	136.6	136.0	135.4
12,5°	145.0	144.9	144.9	144.6	144.0	143.1	142.0	141.0	139.9	138.9	138.0	137.1	136.1
15,0°	147.9	147.9	147.8	147.6	146.9	146.0	144.6	143.3	142.1	140.9	139.4	137.7	135.9
17,5°	151.1	151.0	150.9	150.5	149.7	148.4	147.0	145.5	143.9	142.0	139.6	137.1	134.6
20,0°	153.9	153.6	153.3	152.8	151.8	150.3	148.7	146.9	144.7	141.8	138.5	135.3	132.3
22,5°	154.9	154.6	154.4	154.3	153.5	152.2	150.3	147.8	144.4	140.3	136.3	132.9	130.5
25,0°	153.2	153.0	153.3	153.8	153.7	153.0	151.3	147.9	143.1	138.2	134.4	131.7	130.3
27,5°	150.8	150.7	151.1	151.8	151.9	151.6	150.1	146.1	140.7	136.2	133.2	132.2	132.1
30,0°	151.7	151.5	151.4	151.1	150.4	149.4	147.3	143.0	138.4	135.0	133.8	134.3	135.6
32,5°	155.7	155.7	155.3	154.4	152.0	148.1	143.0	138.4	136.1	135.3	136.3	137.9	140.3
35,0°	160.9	160.9	160.7	159.5	155.8	149.7	140.0	133.8	133.8	137.4	139.2	141.3	144.9
37,5°	168.2	168.0	167.3	165.4	160.6	151.5	140.6	131.7	131.8	138.4	141.2	144.2	149.6
40,0°	178.8	178.4	176.5	172.6	165.3	153.2	141.8	134.1	131.7	137.9	143.1	148.7	156.3
42,5°	193.1	193.0	188.8	181.4	170.7	154.1	143.3	138.2	135.9	137.4	146.9	154.7	163.5
45,0°	213.9	213.4	205.4	192.1	177.7	155.5	144.3	144.0	143.2	139.2	152.2	161.7	169.7
47,5°	241.1	237.9	224.7	205.5	187.2	159.3	145.5	150.9	152.4	145.3	158.6	169.0	175.9
50,0°	276.9	267.9	247.1	223.7	201.1	168.9	152.2	159.3	164.0	157.3	167.0	178.6	187.4
52,5°	313.8	300.5	274.3	247.8	221.9	186.7	165.3	170.4	176.2	170.3	178.6	191.6	197.3
55,0°	355.0	340.0	314.4	286.3	255.4	215.9	184.7	182.7	185.2	183.5	192.5	197.2	196.6
57,5°	403.4	392.8	375.5	343.0	299.2	249.2	205.7	192.3	192.0	196.7	199.6	198.7	202.6
60,0°	473.2	470.5	463.5	415.6	346.6	279.7	227.5	205.4	200.5	198.0	199.1	198.2	191.3
62,5°	565.9	559.4	543.4	476.4	386.6	308.0	249.7	218.0	199.0	187.9	195.1	182.4	154.4
65,0°	676.3	653.1	598.5	518.1	434.1	347.8	268.1	223.4	188.7	171.7	175.2	152.9	130.9
67,5°	753.0	712.8	631.1	563.3	486.9	386.3	279.4	224.9	176.1	153.6	147.5	126.2	111.4
70,0°	746.8	716.8	643.1	602.3	527.7	416.1	299.5	231.4	170.1	135.7	115.8	98.1	78.1
72,5°	663.4	654.5	602.9	602.5	529.4	421.8	300.0	218.8	160.0	108.4	80.4	61.7	43.7
75,0°	557.3	517.0	414.7	459.4	449.9	351.7	221.8	153.2	107.1	74.1	51.1	37.0	31.2
77,5°	399.1	337.2	222.8	267.3	286.2	197.9	122.6	63.7	46.9	45.7	30.4	24.9	22.1
80,0°	208.9	164.5	127.8	153.2	128.9	103.8	58.2	34.7	29.8	29.5	19.5	16.7	15.1
82,5°	73.2	65.9	118.9	92.4	55.6	49.1	31.4	20.2	16.8	15.8	11.1	9.9	9.4
85,0°	14.5	14.8	46.8	36.5	20.1	16.0	11.0	8.4	7.2	6.4	5.7	5.2	4.7
87,5°	3.5	3.6	4.4	4.0	3.6	3.8	3.3	2.8	2.6	2.3	2.1	1.9	1.7
90,0°	0.0	0.0	0.0	0.0	0.0	0.0	0.0	0.0	0.0	0.0	0.0	0.0	0.0

Photometric test report

Family DL® 50 mini LED	Order number: 5XA248U31F08GE EAN: 4058352803783	LP number 59408_8
Table of values for luminous intensities		Maximum luminous intensity
siteco		

C-planes	65° 115°	70° 110°	75° 105°	80° 100°	85° 95°	90°	185° 355°	190° 350°	195° 345°	200° 340°	205° 335°	210° 330°	215° 325°
γ	Luminous intensity in cd/klm												
0,0°	136.7	136.7	136.7	136.7	136.7	136.7	136.7	136.7	136.7	136.7	136.7	136.7	136.7
2,5°	136.4	136.6	136.6	136.8	137.0	137.0	136.8	136.7	136.6	136.6	136.5	136.4	136.4
5,0°	135.5	135.5	135.5	135.5	135.6	135.7	137.8	137.7	137.6	137.3	137.1	136.9	136.7
7,5°	134.9	134.6	134.5	134.5	134.6	134.6	139.7	139.6	139.3	139.0	138.6	138.1	137.6
10,0°	134.9	134.5	134.1	134.0	133.9	133.9	142.3	142.1	141.8	141.3	140.7	139.9	139.0
12,5°	135.0	134.0	133.2	132.6	132.3	132.3	144.9	144.9	144.6	144.0	143.1	142.0	141.0
15,0°	134.2	132.6	131.1	130.0	129.3	129.2	147.9	147.8	147.6	146.9	146.0	144.6	143.3
17,5°	132.1	130.1	128.2	126.6	125.7	125.4	151.0	150.9	150.5	149.7	148.4	147.0	145.5
20,0°	129.8	127.7	125.7	123.9	122.9	122.5	153.6	153.3	152.8	151.8	150.3	148.7	146.9
22,5°	128.5	126.9	125.2	123.6	122.4	122.0	154.6	154.4	154.3	153.5	152.2	150.3	147.8
25,0°	129.5	128.5	127.2	125.7	124.1	123.5	153.0	153.3	153.8	153.7	153.0	151.3	147.9
27,5°	132.5	132.6	131.6	130.0	128.3	127.1	150.7	151.1	151.8	151.9	151.6	150.1	146.1
30,0°	137.3	138.4	138.3	136.6	133.4	131.8	151.5	151.4	151.1	150.4	149.4	147.3	143.0
32,5°	143.4	145.6	146.3	143.6	139.0	136.5	155.7	155.3	154.4	152.0	148.1	143.0	138.4
35,0°	148.9	152.9	154.5	150.6	143.4	139.5	160.9	160.7	159.5	155.8	149.7	140.0	133.8
37,5°	156.8	161.5	161.6	155.8	145.5	139.7	168.0	167.3	165.4	160.6	151.5	140.6	131.7
40,0°	165.1	168.1	166.4	159.2	146.0	138.5	178.4	176.5	172.6	165.3	153.2	141.8	134.1
42,5°	170.9	172.7	169.1	161.0	145.4	136.2	193.0	188.8	181.4	170.7	154.1	143.3	138.2
45,0°	175.3	175.6	171.1	162.7	149.0	138.6	213.4	205.4	192.1	177.7	155.5	144.3	144.0
47,5°	182.5	182.8	179.7	171.0	155.6	145.3	237.9	224.7	205.5	187.2	159.3	145.5	150.9
50,0°	195.3	196.8	187.5	176.2	157.2	147.7	267.9	247.1	223.7	201.1	168.9	152.2	159.3
52,5°	198.7	196.7	193.4	184.1	166.9	155.8	300.5	274.3	247.8	221.9	186.7	165.3	170.4
55,0°	201.8	207.3	195.9	181.0	167.6	154.6	340.0	314.4	286.3	255.4	215.9	184.7	182.7
57,5°	210.6	192.3	182.1	174.1	170.4	163.5	392.8	375.5	343.0	299.2	249.2	205.7	192.3
60,0°	172.8	162.5	153.8	153.1	159.5	163.4	470.5	463.5	415.6	346.6	279.7	227.5	205.4
62,5°	140.6	133.7	130.8	132.3	133.0	133.1	559.4	543.4	476.4	386.6	308.0	249.7	218.0
65,0°	122.2	118.1	104.8	95.8	88.7	84.4	653.1	598.5	518.1	434.1	347.8	268.1	223.4
67,5°	97.6	82.0	63.7	55.0	50.4	48.4	712.8	631.1	563.3	486.9	386.3	279.4	224.9
70,0°	58.2	46.7	41.0	35.5	33.7	33.2	716.8	643.1	602.3	527.7	416.1	299.5	231.4
72,5°	35.6	32.9	31.0	27.8	26.5	26.2	654.5	602.9	602.5	529.4	421.8	300.0	218.8
75,0°	28.3	26.0	24.7	23.1	21.3	21.0	517.0	414.7	459.4	449.9	351.7	221.8	153.2
77,5°	20.7	19.1	18.1	16.9	16.0	15.9	337.2	222.8	267.3	286.2	197.9	122.6	63.7
80,0°	14.6	13.3	12.5	11.4	11.1	11.0	164.5	127.8	153.2	128.9	103.8	58.2	34.7
82,5°	8.9	7.7	7.0	6.3	6.1	6.1	65.9	118.9	92.4	55.6	49.1	31.4	20.2
85,0°	4.3	3.9	3.5	3.2	3.0	2.9	14.8	46.8	36.5	20.1	16.0	11.0	8.4
87,5°	1.6	1.5	1.4	1.3	1.2	1.2	3.6	4.4	4.0	3.6	3.8	3.3	2.8
90,0°	0.0	0.0	0.0	0.0	0.0	0.0	0.0	0.0	0.0	0.0	0.0	0.0	0.0

Photometric test report

Family DL® 50 mini LED	Order number: 5XA248U31F08GE EAN: 4058352803783	LP number 59408_8
Table of values for luminous intensities		Maximum luminous intensity
		siteco

C-planes	220° 320°	225° 315°	230° 310°	235° 305°	240° 300°	245° 295°	250° 290°	255° 285°	260° 280°	265° 275°	270°	Phi-zone	Total Phi-zone
γ	Luminous intensity in cd/klm											Luminous flux in lm/klm	
0,0°	136.7	136.7	136.7	136.7	136.7	136.7	136.7	136.7	136.7	136.7	136.7	0.2	0.2
2,5°	136.3	136.2	136.2	136.3	136.3	136.4	136.6	136.6	136.8	137.0	137.0	1.6	1.8
5,0°	136.4	136.2	135.9	135.8	135.6	135.5	135.5	135.5	135.5	135.6	135.7	3.3	5.1
7,5°	137.1	136.6	136.0	135.5	135.2	134.9	134.6	134.5	134.5	134.6	134.6	4.9	10.0
10,0°	138.2	137.4	136.6	136.0	135.4	134.9	134.5	134.1	134.0	133.9	133.9	6.6	16.6
12,5°	139.9	138.9	138.0	137.1	136.1	135.0	134.0	133.2	132.6	132.3	132.3	8.2	24.8
15,0°	142.1	140.9	139.4	137.7	135.9	134.2	132.6	131.1	130.0	129.3	129.2	9.9	34.7
17,5°	143.9	142.0	139.6	137.1	134.6	132.1	130.1	128.2	126.6	125.7	125.4	11.5	46.3
20,0°	144.7	141.8	138.5	135.3	132.3	129.8	127.7	125.7	123.9	122.9	122.5	13.1	59.4
22,5°	144.4	140.3	136.3	132.9	130.5	128.5	126.9	125.2	123.6	122.4	122.0	14.7	74.0
25,0°	143.1	138.2	134.4	131.7	130.3	129.5	128.5	127.2	125.7	124.1	123.5	16.2	90.2
27,5°	140.7	136.2	133.2	132.2	132.1	132.5	132.6	131.6	130.0	128.3	127.1	17.7	108.0
30,0°	138.4	135.0	133.8	134.3	135.6	137.3	138.4	138.3	136.6	133.4	131.8	19.4	127.4
32,5°	136.1	135.3	136.3	137.9	140.3	143.4	145.6	146.3	143.6	139.0	136.5	21.3	148.6
35,0°	133.8	137.4	139.2	141.3	144.9	148.9	152.9	154.5	150.6	143.4	139.5	23.2	171.8
37,5°	131.8	138.4	141.2	144.2	149.6	156.8	161.5	161.6	155.8	145.5	139.7	25.3	197.1
40,0°	131.7	137.9	143.1	148.7	156.3	165.1	168.1	166.4	159.2	146.0	138.5	27.4	224.5
42,5°	135.9	137.4	146.9	154.7	163.5	170.9	172.7	169.1	161.0	145.4	136.2	29.8	254.3
45,0°	143.2	139.2	152.2	161.7	169.7	175.3	175.6	171.1	162.7	149.0	138.6	32.4	286.7
47,5°	152.4	145.3	158.6	169.0	175.9	182.5	182.8	179.7	171.0	155.6	145.3	35.7	322.4
50,0°	164.0	157.3	167.0	178.6	187.4	195.3	196.8	187.5	176.2	157.2	147.7	39.7	362.0
52,5°	176.2	170.3	178.6	191.6	197.3	198.7	196.7	193.4	184.1	166.9	155.8	44.2	406.2
55,0°	185.2	183.5	192.5	197.2	196.6	201.8	207.3	195.9	181.0	167.6	154.6	49.2	455.4
57,5°	192.0	196.7	199.6	198.7	202.6	210.6	192.3	182.1	174.1	170.4	163.5	54.7	510.1
60,0°	200.5	198.0	199.1	198.2	191.3	172.8	162.5	153.8	153.1	159.5	163.4	59.6	569.7
62,5°	199.0	187.9	195.1	182.4	154.4	140.6	133.7	130.8	132.3	133.0	133.1	63.2	632.9
65,0°	188.7	171.7	175.2	152.9	130.9	122.2	118.1	104.8	95.8	88.7	84.4	65.9	698.8
67,5°	176.1	153.6	147.5	126.2	111.4	97.6	82.0	63.7	55.0	50.4	48.4	66.8	765.6
70,0°	170.1	135.7	115.8	98.1	78.1	58.2	46.7	41.0	35.5	33.7	33.2	66.4	832.0
72,5°	160.0	108.4	80.4	61.7	43.7	35.6	32.9	31.0	27.8	26.5	26.2	62.2	894.2
75,0°	107.1	74.1	51.1	37.0	31.2	28.3	26.0	24.7	23.1	21.3	21.0	48.3	942.4
77,5°	46.9	45.7	30.4	24.9	22.1	20.7	19.1	18.1	16.9	16.0	15.9	29.2	971.7
80,0°	29.8	29.5	19.5	16.7	15.1	14.6	13.3	12.5	11.4	11.1	11.0	15.8	987.5
82,5°	16.8	15.8	11.1	9.9	9.4	8.9	7.7	7.0	6.3	6.1	6.1	8.6	996.1
85,0°	7.2	6.4	5.7	5.2	4.7	4.3	3.9	3.5	3.2	3.0	2.9	3.2	999.3
87,5°	2.6	2.3	2.1	1.9	1.7	1.6	1.5	1.4	1.3	1.2	1.2	0.7	1000.0
90,0°	0.0	0.0	0.0	0.0	0.0	0.0	0.0	0.0	0.0	0.0	0.0	0.0	1000.0

Photometric test report

Family DL® 50 mini LED	Order number: 5XA248U31F08GE EAN: 4058352803783	LP number 59408_8
----------------------------------	--	-----------------------------

Dimming levels table	environmental temperature: 25°C	siteco
-----------------------------	---------------------------------	---------------

Luminous flux %	Dimming level linear	Dimming level logarithmic	Luminous flux [lm]	Power consumption [W]	Power consumption [W]	Power consumption [W]
				start of lifetime	end of lifetime	average
100	254	254	5030	32.7	33.7	33.2
95	241	252	4773	30.8	31.7	31.2
90	229	250	4535	29.1	30.0	29.6
85	216	248	4277	27.3	28.1	27.7
80	203	246	4020	25.5	26.3	25.9
75	190	243	3763	23.7	24.3	24.0
70	178	241	3525	22.1	22.8	22.5
65	165	238	3268	20.4	21.0	20.7
60	152	235	3010	18.8	19.3	19.0
55	140	232	2772	17.2	17.7	17.4
50	127	229	2515	15.7	16.1	15.9
45	114	225	2258	14.1	14.5	14.3
40	102	221	2020	12.7	13.0	12.8
35	89	216	1762	11.2	11.5	11.4
30	76	210	1505	9.7	9.9	9.8
25	63	203	1248	8.2	8.4	8.3
20	51	195	1010	7.0	7.1	7.0
15	38	184	753	5.6	5.7	5.6
11	28	173	554	4.5	4.6	4.6