

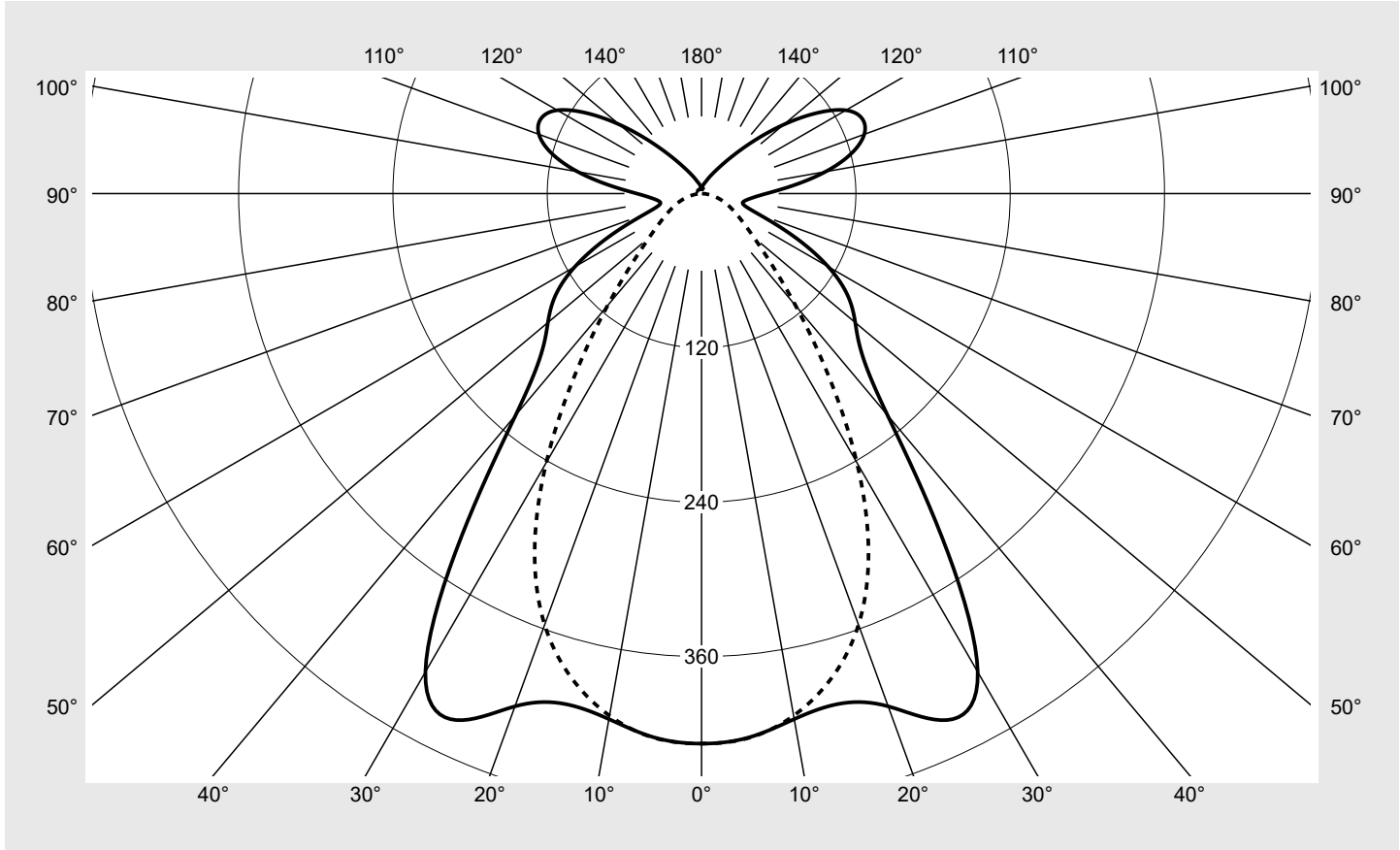


# Photometric test report

<b>Family</b> <b>Licross® 21 Performance</b>	<b>Order number: 52TD16DN46XG</b> <b>EAN: 4058352903131</b>	<b>LP number</b> <b>58520_295</b>
	<b>Version</b> cover frosted, direct-/ indirect distribution <b>Lamps</b> LED 4000 K   CRI ≥ 80 <b>Controlgear</b> ECG-DALI <b>Rated values</b> Net luminous flux = 6000 lm Power consumption = 32.7 W Luminous efficacy = 183.5 lm/W	<b>serial documentation</b> <b>03.08.2023</b>
		

**Luminous intensity in cd/klm** C180-0 C270-90 **Imax: 452 cd/klm**



Classifications	
DIN 5040	B 5 1
CIE	N1=65 N2=88 N3=96 N4=79 N5=100

Luminaire light output ratios	
$\eta_{LB}$	100.0%
$\phi_u$	79.3%
$\phi_o$	20.7%

**Measurement conditions**  
DIN EN 13032 and DIN 5032

## Photometric test report

<b>Family</b> <b>Licross® 21 Performance</b>	<b>Order number: 52TD16DN46XG</b> <b>EAN: 4058352903131</b>	<b>LP number</b> <b>58520_295</b>
<b>Table of values for luminous intensities</b>		<b>Maximum luminous intensity</b>
		<b>siteco</b>

C-planes γ	0° 180°	15°	30°	45°	60°	75°	90° 270°	Phi-zone	Total Phi-zone
		165° 195° 345°	150° 210° 330°	135° 225° 315°	120° 240° 300°	105° 255° 285°			
Luminous intensity in cd/klm							Luminous flux in lm/klm		
0°	427.7	427.7	427.7	427.7	427.7	427.7	427.7	2.6	2.6
5°	424.4	422.4	420.2	422.1	424.3	424.4	424.8	20.2	22.8
10°	414.9	412.5	408.9	409.5	411.2	411.6	412.2	39.1	61.9
15°	410.8	406.7	398.1	393.2	390.9	389.7	390.1	56.3	118.2
20°	424.3	415.5	394.5	375.8	364.0	357.7	356.8	71.8	190.0
25°	451.7	439.9	403.9	360.3	329.2	311.6	307.2	85.9	275.8
30°	429.5	430.9	412.5	347.4	284.5	251.0	241.5	94.2	370.0
35°	325.6	344.5	379.3	329.0	231.5	183.8	171.0	89.9	460.0
40°	224.9	238.5	293.1	289.7	177.2	125.7	113.8	76.0	535.9
45°	176.4	174.8	199.5	224.7	128.0	84.3	75.7	60.6	596.5
50°	156.0	144.3	136.6	154.2	90.2	58.9	53.2	48.2	644.7
55°	139.0	122.9	98.4	99.7	63.9	43.4	39.8	38.7	683.4
60°	113.7	99.1	72.2	64.7	46.3	33.0	30.8	30.7	714.1
65°	79.7	70.2	51.6	43.8	34.5	25.6	24.0	23.0	737.1
70°	47.7	43.4	35.6	31.1	26.2	19.7	18.2	16.2	753.3
75°	33.9	31.2	26.1	23.2	19.9	14.4	12.7	12.2	765.5
80°	33.7	30.7	23.7	18.2	15.1	9.9	7.5	10.6	776.1
85°	39.3	35.6	26.3	17.2	11.4	6.2	3.2	10.7	786.9
90°	50.4	45.6	32.3	18.9	10.0	3.9	0.6	12.4	799.3
95°	71.3	63.5	42.3	22.5	11.4	4.6	1.0	16.4	815.7
100°	97.9	84.6	52.5	26.5	12.9	5.3	1.6	20.8	836.6
105°	120.7	101.7	62.6	30.2	14.2	6.1	2.4	24.4	860.9
110°	134.6	112.6	69.4	33.2	15.3	6.7	2.9	26.3	887.2
115°	137.8	115.5	72.0	34.6	16.0	7.2	3.2	26.1	913.3
120°	129.6	108.9	68.7	33.6	15.7	7.4	3.5	23.8	937.1
125°	109.1	92.2	59.5	30.3	14.7	7.4	3.7	19.5	956.6
130°	83.4	71.0	47.4	25.5	13.2	7.2	3.7	14.5	971.2
135°	58.6	50.3	35.1	20.5	11.4	6.8	3.7	10.0	981.2
140°	39.2	34.3	25.3	16.3	9.8	6.3	3.7	6.7	987.9
145°	26.6	23.8	18.6	13.0	8.2	5.4	3.7	4.4	992.3
150°	18.7	17.2	14.2	10.0	6.9	5.0	3.7	2.9	995.2
155°	13.8	12.8	10.8	7.8	6.8	4.4	3.6	2.0	997.2
160°	10.2	9.8	7.9	6.8	5.6	4.6	3.5	1.3	998.5
165°	8.2	7.8	6.5	5.6	5.0	4.1	3.7	0.8	999.3
170°	6.4	5.6	4.7	4.7	5.0	4.1	3.9	0.5	999.8
175°	4.2	3.7	4.1	4.1	4.1	4.2	4.2	0.2	1000.0
180°	3.7	3.7	3.7	3.7	3.7	3.7	3.7	0.0	1000.0

## Photometric test report

<b>Family</b> Licross® 21 Performance	<b>Order number: 52TD16DN46XG</b> <b>EAN: 4058352903131</b>	<b>LP number</b> 58520_295
--	--	-------------------------------

<b>UGR-Table</b>	<b>Standard room</b>	<b>siteco</b>
------------------	----------------------	---------------

Reflection factor of ceiling	0.7	0.7	0.5	0.5	0.3	0.7	0.7	0.5	0.5	0.3	
Reflection factor of walls	0.5	0.3	0.5	0.3	0.3	0.5	0.3	0.5	0.3	0.3	
Reflection factor of floor	0.2	0.2	0.2	0.2	0.2	0.2	0.2	0.2	0.2	0.2	
Room dimensions	View crosswise (C0)					View endwise (C90)					
x	y										
2H	2H	17.3	18.6	17.9	19.1	19.8	13.5	14.8	14.1	15.3	16.0
	3H	17.9	19.0	18.5	19.6	20.3	13.9	15.0	14.5	15.6	16.3
	4H	18.1	19.1	18.7	19.7	20.4	14.1	15.2	14.7	15.8	16.5
	6H	18.3	19.2	19.0	19.9	20.6	14.3	15.2	14.9	15.8	16.6
	8H	18.6	19.4	19.3	20.0	20.8	14.2	15.1	14.9	15.8	16.5
	12H	18.9	19.6	19.6	20.3	21.1	14.3	15.1	14.9	15.8	16.5
4H	2H	17.3	18.4	17.9	19.0	19.6	14.0	15.0	14.6	15.6	16.3
	3H	18.0	18.8	18.6	19.5	20.3	14.5	15.4	15.2	16.0	16.8
	4H	18.2	19.0	18.9	19.7	20.5	14.8	15.6	15.5	16.3	17.1
	6H	18.7	19.3	19.4	20.0	20.9	15.0	15.7	15.7	16.4	17.2
	8H	19.0	19.6	19.7	20.3	21.2	15.1	15.7	15.8	16.4	17.3
	12H	19.5	20.0	20.3	20.8	21.7	15.1	15.7	15.9	16.4	17.3
8H	4H	18.2	18.8	18.9	19.5	20.4	15.0	15.6	15.7	16.3	17.1
	6H	18.8	19.3	19.5	20.0	20.9	15.4	15.8	16.1	16.6	17.5
	8H	19.3	19.7	20.0	20.5	21.3	15.5	16.0	16.3	16.7	17.6
	12H	20.0	20.4	20.8	21.2	22.1	15.6	16.0	16.4	16.8	17.7
12H	4H	18.1	18.7	18.9	19.4	20.3	15.0	15.5	15.8	16.2	17.1
	6H	18.7	19.2	19.5	19.9	20.8	15.5	15.9	16.2	16.6	17.6
	8H	19.3	19.7	20.1	20.4	21.4	15.7	16.1	16.5	16.8	17.8

<b>Luminance table</b>	<b>Max. for <math>\gamma \geq 65^\circ</math></b>	<b>Photometric dimensions in mm:</b>	<b>L = 1480</b>	<b>H(C0) = 36</b>	<b>H(C180) = 36</b>
			<b>B = 115</b>	<b>H(C90) = 0</b>	<b>H(C270) = 0</b>

C-planes	$\gamma$	Luminance in cd/m <sup>2</sup>							
		0° 180°	15° 165° 195° 345°	30° 150° 210° 330°	45° 135° 225° 315°	60° 120° 240° 300°	75° 105° 255° 285°	90° 270°	
45°		6698.4	6691.2	7825.1	9172.2	5519.9	3888.4	3771.9	
50°		6231.1	5815.8	5660.2	6692.1	4170.4	2947.4	2916.0	
55°		5903.6	5276.7	4360.6	4657.0	3209.5	2390.6	2444.7	
60°		5197.5	4586.8	3462.6	3297.8	2570.7	2043.4	2171.4	
65°		3980.1	3549.7	2720.2	2477.6	2157.5	1821.2	2004.8	
70°		2642.2	2442.9	2103.1	1996.1	1885.0	1659.7	1879.3	
75°		2132.4	1994.9	1767.8	1730.5	1713.4	1509.5	1731.3	
80°		2467.4	2297.8	1896.0	1636.2	1626.6	1379.7	1524.0	
85°		3469.6	3235.7	2594.3	1971.2	1649.2	1304.3	1297.6	

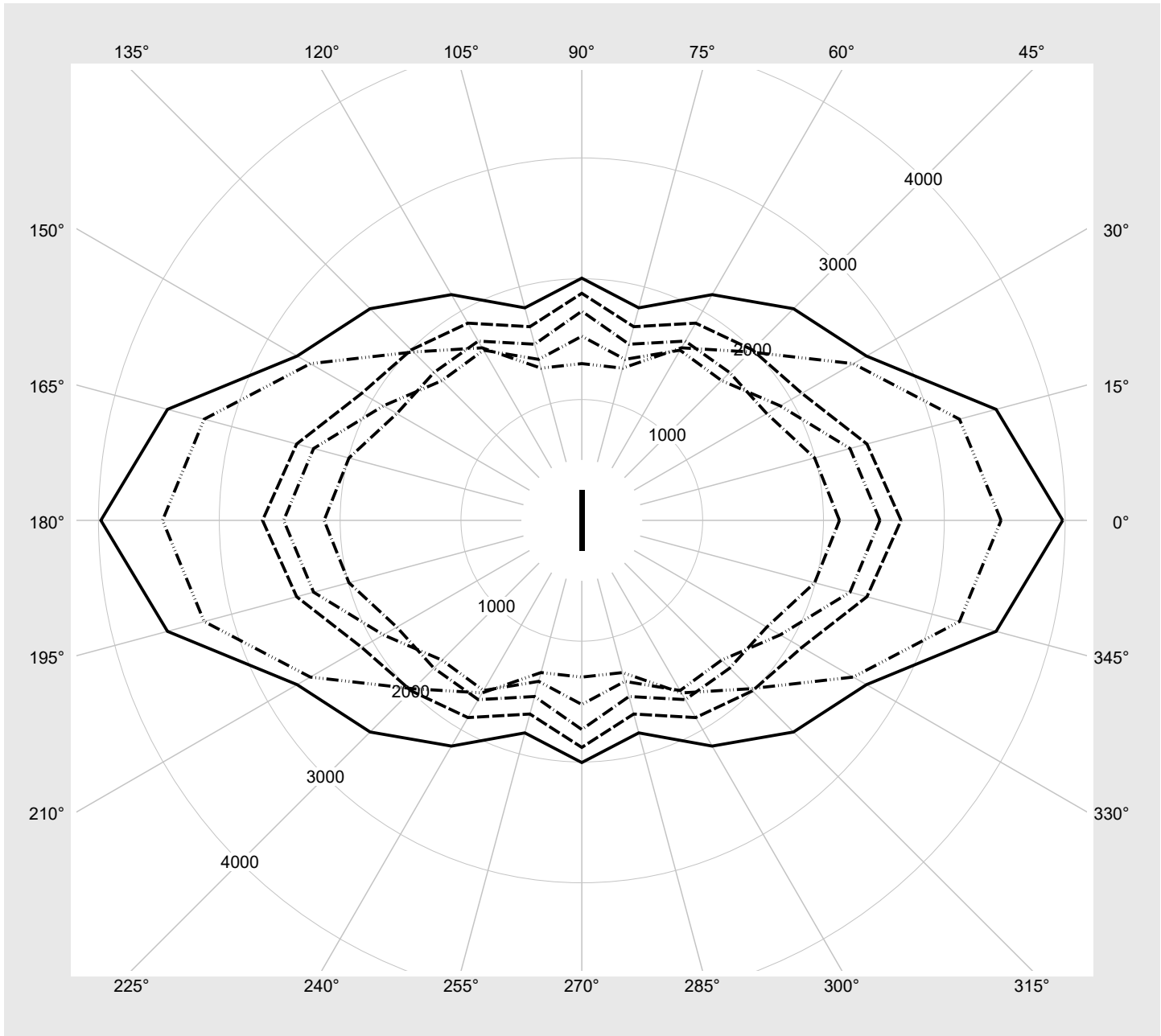
# Photometric test report

<b>Family</b> <b>Licross® 21 Performance</b>	<b>Order number: 52TD16DN46XG</b> <b>EAN: 4058352903131</b>	<b>LP number</b> <b>58520_295</b>
---	--	--------------------------------------

**Luminance values in cd/m<sup>2</sup>**

$\gamma$  65°   
   $\gamma$  70°   
   $\gamma$  75°   
   $\gamma$  80°   
   $\gamma$  85°

**siteco**



## Photometric test report

<b>Family</b> Licross® 21 Performance	<b>Order number: 52TD16DN46XG</b> <b>EAN: 4058352903131</b>	<b>LP number</b> <b>58520_295</b>
--	--	--------------------------------------

<b>Dimming levels table</b>	environmental temperature: 25°C	<b>sITeco</b>
-----------------------------	---------------------------------	---------------

Luminous flux %	Dimming level linear	Dimming level logarithmic	Luminous flux [lm]	Power consumption [W]
100	254	254	6000	32.7
95	241	252	5706	31.1
90	228	250	5409	29.4
85	214	248	5090	27.8
80	201	245	4789	26.3
75	188	243	4489	24.8
70	176	241	4209	23.4
65	163	238	3906	21.8
60	150	235	3598	20.2
55	137	231	3293	18.6
50	125	228	3008	17.0
45	112	224	2698	15.4
40	99	219	2389	13.7
35	87	215	2100	12.1
30	74	209	1789	10.5
25	62	202	1497	9.0
20	50	194	1207	7.5
15	37	183	889	5.8
14	34	180	816	5.4