

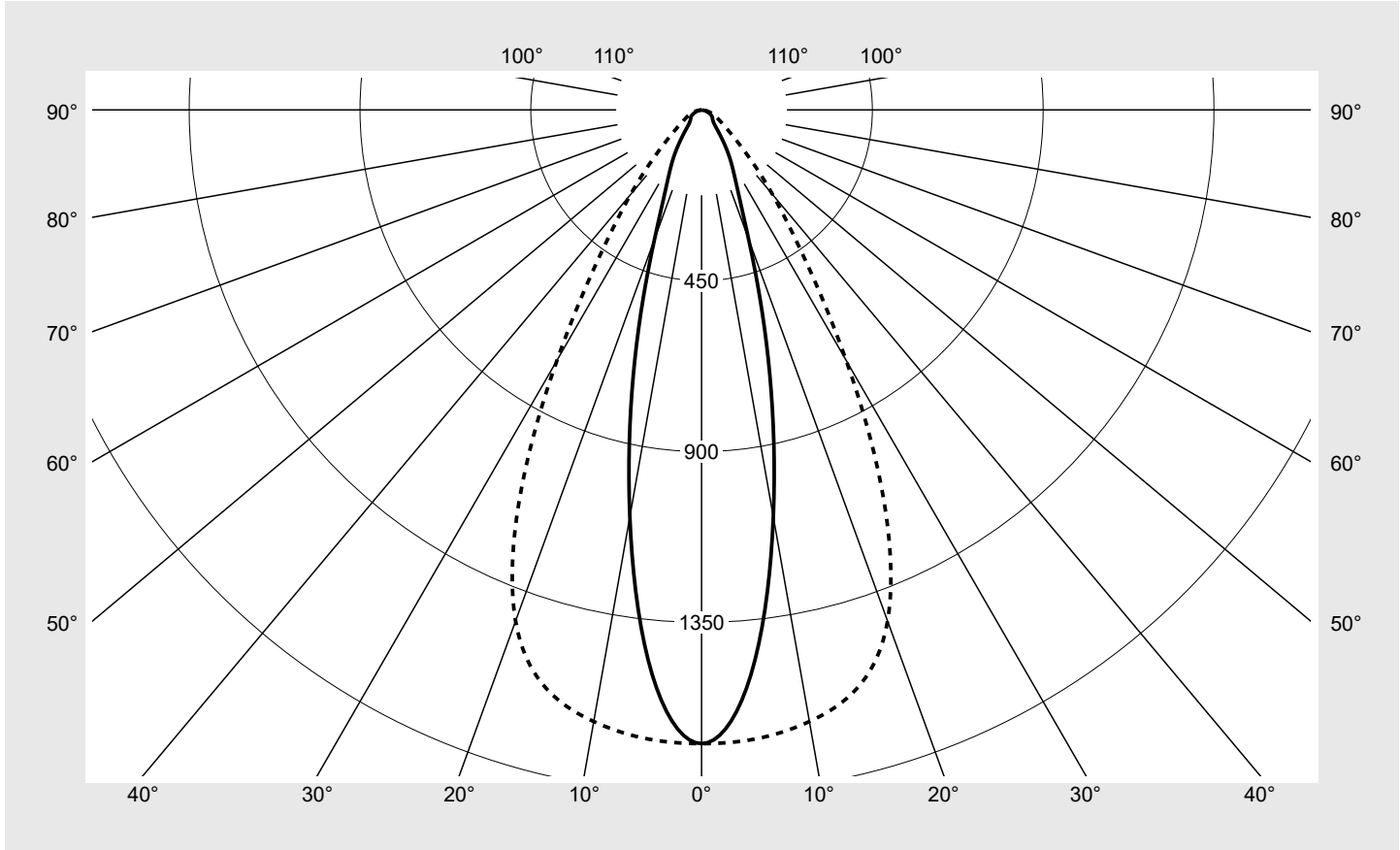


# Photometric test report

<b>Family</b> <b>Licross® 21 Recessed</b>	<b>Order number: 52TE1EDN495G</b> <b>EAN: 4058352890127</b>	<b>LP number</b> <b>59263_87</b>
	<b>Version</b> cover frosted, elliptical narrow distribution <b>Lamps</b> LED 4000 K   CRI ≥ 80 <b>Controlgear</b> ECG-DALI <b>Rated values</b> Net luminous flux = 9940 lm Power consumption = 58.0 W Luminous efficacy = 171.4 lm/W	<b>serial documentation</b> <b>03.08.2023</b>
		

**Luminous intensity in cd/klm** C180-0 C270-90 **Imax: 1670 cd/klm**



Classifications	
DIN 5040	A 7 0
CIE	N1=85 N2=95 N3=99 N4=100 N5=100

Luminaire light output ratios	
$\eta_{LB}$	100.0%
$\phi_u$	100.0%
$\phi_o$	0.0%

**Measurement conditions**  
DIN EN 13032 and DIN 5032

## Photometric test report

<b>Family</b> <b>Licross® 21 Recessed</b>	<b>Order number: 52TE1EDN495G</b> <b>EAN: 4058352890127</b>	<b>LP number</b> <b>59263_87</b>
<b>Table of values for luminous intensities</b>		<b>Maximum luminous intensity</b>
		<b>sITeco</b>

C-planes γ	0° 180°	15°	30°	45°	60°	75°	90° 270°	Phi-zone	Total Phi-zone
		165° 195° 345°	150° 210° 330°	135° 225° 315°	120° 240° 300°	105° 255° 285°			
Luminous intensity in cd/klm							Luminous flux in lm/klm		
0°	1669.5	1669.5	1669.5	1669.5	1669.5	1669.5	1669.5	10.0	10.0
5°	1493.3	1495.6	1516.6	1565.9	1616.3	1649.8	1662.9	75.0	85.0
10°	1088.5	1106.7	1175.0	1303.4	1460.6	1586.1	1636.2	126.8	211.8
15°	678.3	712.7	825.0	1006.5	1239.9	1474.8	1578.7	151.0	362.9
20°	362.1	388.9	492.0	707.6	980.6	1275.8	1432.9	148.2	511.0
25°	217.8	231.1	285.8	436.7	705.9	972.9	1137.5	127.8	638.8
30°	151.3	158.5	185.3	264.1	455.8	646.3	761.7	99.0	737.8
35°	95.4	107.0	131.3	171.8	268.4	391.1	463.8	70.7	808.5
40°	57.7	64.5	93.9	120.6	157.9	239.7	291.4	50.0	858.5
45°	43.5	45.9	58.2	86.3	99.5	145.4	176.9	35.2	893.7
50°	37.7	39.0	42.8	61.0	68.3	89.3	109.1	26.2	919.9
55°	34.6	35.0	36.7	43.5	50.5	59.6	73.7	20.9	940.8
60°	30.2	31.1	32.8	34.2	38.6	42.0	53.5	17.5	958.3
65°	23.9	25.4	29.1	28.1	30.1	30.8	41.3	14.6	972.8
70°	17.0	18.4	22.5	23.3	23.4	22.7	30.8	11.5	984.3
75°	10.9	12.0	16.2	17.9	17.4	15.7	20.7	8.4	992.7
80°	6.2	6.7	9.0	10.7	11.0	9.3	11.6	5.0	997.7
85°	3.1	3.3	4.2	5.0	4.8	3.9	4.2	2.3	1000.0
90°	0.0	0.0	0.0	0.0	0.0	0.0	0.0	0.0	1000.0
95°	0.0	0.0	0.0	0.0	0.0	0.0	0.0	0.0	1000.0
100°	0.0	0.0	0.0	0.0	0.0	0.0	0.0	0.0	1000.0
105°	0.0	0.0	0.0	0.0	0.0	0.0	0.0	0.0	1000.0
110°	0.0	0.0	0.0	0.0	0.0	0.0	0.0	0.0	1000.0
115°	0.0	0.0	0.0	0.0	0.0	0.0	0.0	0.0	1000.0
120°	0.0	0.0	0.0	0.0	0.0	0.0	0.0	0.0	1000.0
125°	0.0	0.0	0.0	0.0	0.0	0.0	0.0	0.0	1000.0
130°	0.0	0.0	0.0	0.0	0.0	0.0	0.0	0.0	1000.0
135°	0.0	0.0	0.0	0.0	0.0	0.0	0.0	0.0	1000.0
140°	0.0	0.0	0.0	0.0	0.0	0.0	0.0	0.0	1000.0
145°	0.0	0.0	0.0	0.0	0.0	0.0	0.0	0.0	1000.0
150°	0.0	0.0	0.0	0.0	0.0	0.0	0.0	0.0	1000.0
155°	0.0	0.0	0.0	0.0	0.0	0.0	0.0	0.0	1000.0
160°	0.0	0.0	0.0	0.0	0.0	0.0	0.0	0.0	1000.0
165°	0.0	0.0	0.0	0.0	0.0	0.0	0.0	0.0	1000.0
170°	0.0	0.0	0.0	0.0	0.0	0.0	0.0	0.0	1000.0
175°	0.0	0.0	0.0	0.0	0.0	0.0	0.0	0.0	1000.0
180°	0.0	0.0	0.0	0.0	0.0	0.0	0.0	0.0	1000.0

## Photometric test report

Family <b>Licross® 21 Recessed</b>	Order number: <b>52TE1EDN495G</b> EAN: <b>4058352890127</b>	LP number <b>59263_87</b>
---------------------------------------	--	------------------------------

UGR-Table		Standard room									
Reflection factor of ceiling	0.7	0.7	0.5	0.5	0.3	0.7	0.7	0.5	0.5	0.3	
Reflection factor of walls	0.5	0.3	0.5	0.3	0.3	0.5	0.3	0.5	0.3	0.3	
Reflection factor of floor	0.2	0.2	0.2	0.2	0.2	0.2	0.2	0.2	0.2	0.2	
Room dimensions		View crosswise (C0)					View endwise (C90)				
x	y										
2H	2H	15.1	16.4	15.5	16.7	17.0	20.1	21.4	20.5	21.7	22.0
	3H	16.3	17.4	16.7	17.7	18.1	20.7	21.8	21.1	22.1	22.5
	4H	16.7	17.7	17.1	18.1	18.4	21.0	22.0	21.4	22.3	22.7
	6H	16.9	17.8	17.3	18.2	18.6	21.2	22.1	21.6	22.4	22.8
	8H	17.1	17.9	17.5	18.3	18.7	21.4	22.1	21.8	22.5	22.9
	12H	17.1	17.9	17.5	18.3	18.7	21.4	22.1	21.8	22.5	22.9
4H	2H	16.0	16.9	16.4	17.3	17.6	20.1	21.2	20.5	21.5	21.9
	3H	17.4	18.2	17.8	18.6	19.0	20.8	21.7	21.3	22.1	22.5
	4H	17.9	18.6	18.3	19.0	19.5	21.2	22.0	21.7	22.4	22.8
	6H	18.2	18.8	18.6	19.3	19.7	21.5	22.1	22.0	22.6	23.0
	8H	18.3	18.9	18.8	19.3	19.8	21.6	22.2	22.1	22.6	23.1
	12H	18.4	18.9	18.9	19.3	19.8	21.7	22.2	22.2	22.6	23.1
8H	4H	18.4	18.9	18.8	19.4	19.8	21.3	21.9	21.8	22.3	22.8
	6H	18.8	19.3	19.3	19.7	20.3	21.7	22.2	22.2	22.6	23.2
	8H	19.0	19.4	19.5	19.9	20.4	21.8	22.3	22.4	22.7	23.3
	12H	19.1	19.4	19.6	19.9	20.5	21.9	22.3	22.5	22.8	23.3
12H	4H	18.4	18.9	18.9	19.3	19.8	21.3	21.8	21.8	22.3	22.8
	6H	18.9	19.3	19.4	19.8	20.3	21.7	22.1	22.2	22.6	23.1
	8H	19.1	19.5	19.6	20.0	20.5	21.9	22.2	22.4	22.7	23.3

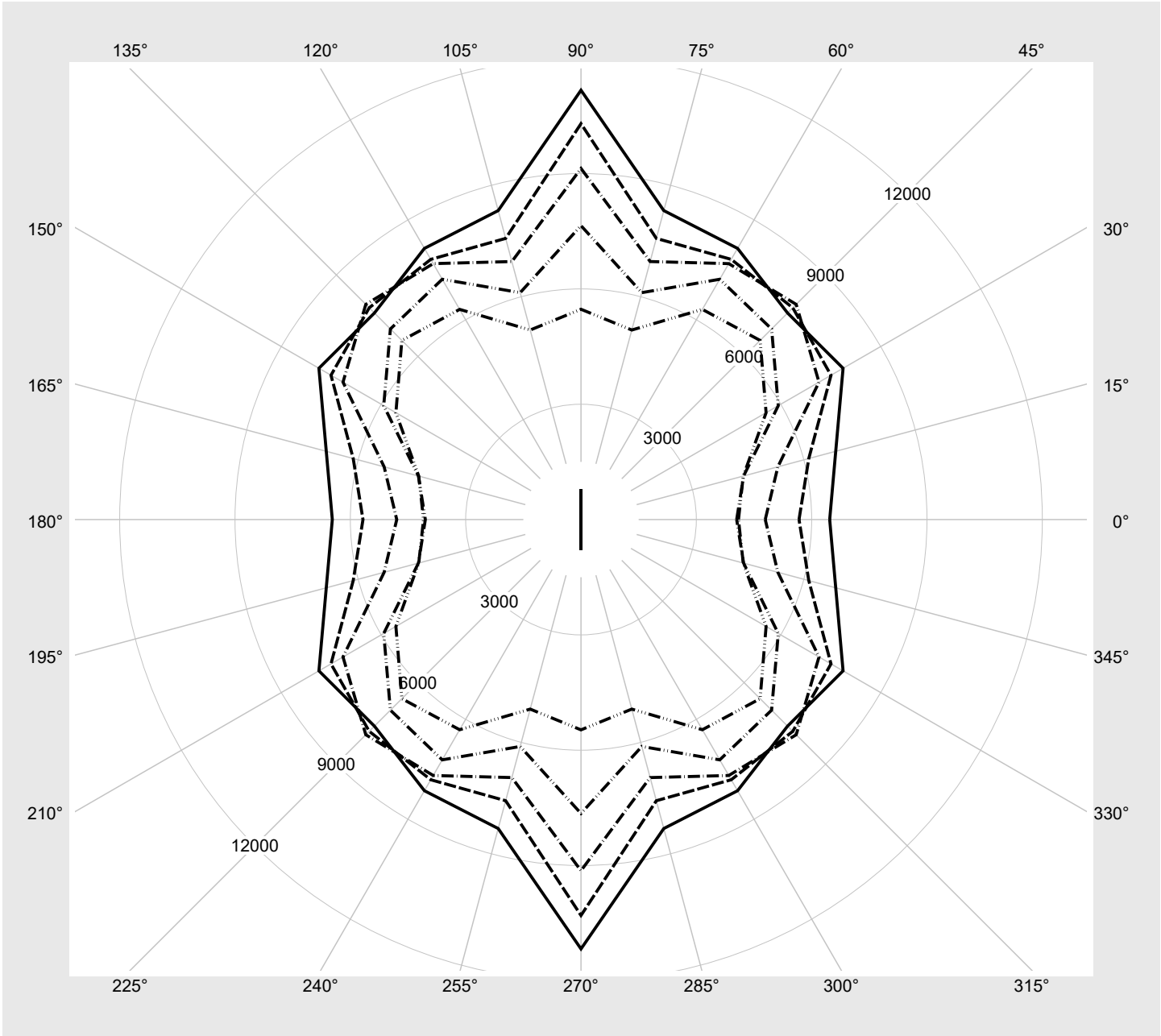
Luminance table		Max. for $\gamma \geq 65^\circ$		Photometric dimensions in mm:		L = 1500 B = 58	
C-planes	0° 180°	15° 165° 195° 345°	30° 150° 210° 330°	45° 135° 225° 315°	60° 120° 240° 300°	75° 105° 255° 285°	90° 270°
$\gamma$	Luminance in cd/m <sup>2</sup>						
45°	7026.9	7412.4	9396.1	13940.6	16082.5	23493.4	28589.6
50°	6708.0	6928.5	7607.0	10848.7	12142.0	15878.0	19398.5
55°	6884.5	6968.0	7314.4	8660.0	10062.7	11877.1	14684.4
60°	6890.8	7117.3	7498.4	7821.1	8818.7	9592.9	12223.2
65°	6468.8	6859.7	7871.6	7599.1	8145.5	8321.0	11169.0
70°	5671.2	6134.2	7509.2	7790.8	7815.5	7572.0	10298.2
75°	4792.7	5301.2	7148.7	7916.3	7687.7	6948.7	9132.9
80°	4049.1	4378.7	5925.6	7011.8	7217.8	6111.1	7645.4
85°	4096.6	4369.2	5559.5	6589.9	6313.3	5104.7	5470.4

**Photometric test report**

<b>Family</b> <b>Licross® 21 Recessed</b>	<b>Order number: 52TE1EDN495G</b> <b>EAN: 4058352890127</b>	<b>LP number</b> <b>59263_87</b>
--	--	-------------------------------------

**Luminance values in cd/m<sup>2</sup>**

$\gamma$  65°   
   $\gamma$  70°   
   $\gamma$  75°   
   $\gamma$  80°   
   $\gamma$  85°



## Photometric test report

<b>Family</b> Licross® 21 Recessed	<b>Order number: 52TE1EDN495G</b> <b>EAN: 4058352890127</b>	<b>LP number</b> <b>59263_87</b>
---------------------------------------	--	-------------------------------------

<b>Dimming levels table</b>	environmental temperature: 25°C	<b>sITeco</b>
-----------------------------	---------------------------------	---------------

Luminous flux %	Dimming level linear	Dimming level logarithmic	Luminous flux [lm]	Power consumption [W]
100	254	254	9940	58.0
95	240	252	9440	54.8
90	226	250	8933	51.5
85	213	248	8456	48.7
80	199	245	7939	45.5
75	186	243	7451	42.6
70	173	240	6960	39.6
65	160	237	6466	36.8
60	147	234	5966	33.9
55	134	231	5460	31.0
50	122	227	4988	28.4
45	109	223	4474	25.5
40	97	219	3995	22.9
35	84	213	3472	20.1
30	72	208	2984	17.5
25	60	201	2492	15.0
20	48	193	1997	12.3
15	36	182	1499	9.7
10	24	168	997	7.2
5	12	142	492	4.6
2	4	102	153	3.0