

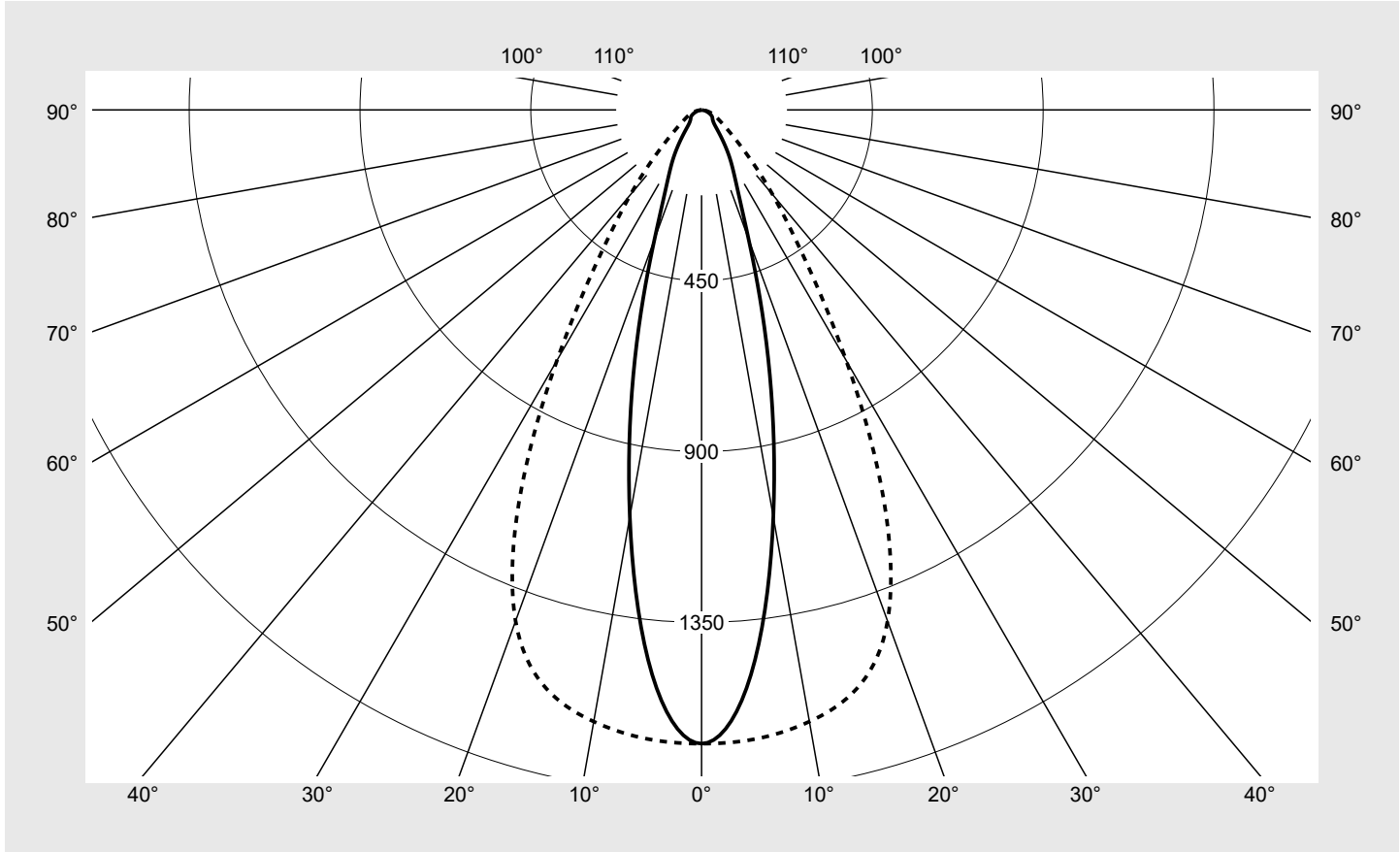


# Photometric test report

<b>Family</b> <b>Licross® 21 Recessed</b>	<b>Order number: 52TL1EDV4L2S</b> <b>EAN: 4058352891889</b>	<b>LP number</b> <b>59263_74</b>
	<b>Version</b> cover frosted, elliptical narrow distribution <b>Lamps</b> LED 4000 K   CRI ≥ 80 <b>Controlgear</b> ECG-DALI <b>Rated values</b> Net luminous flux = 22130 lm Power consumption = 125.6 W Luminous efficacy = 176.2 lm/W	<b>serial documentation</b> <b>02.08.2023</b>
		

**Luminous intensity in cd/klm** C180-0 C270-90 **Imax: 1670 cd/klm**



Classifications	
DIN 5040	A 7 0
CIE	N1=85 N2=95 N3=99 N4=100 N5=100

Luminaire light output ratios	
$\eta_{LB}$	100.0%
$\phi_u$	100.0%
$\phi_o$	0.0%

Measurement conditions
DIN EN 13032 and DIN 5032

## Photometric test report

<b>Family</b> <b>Licross® 21 Recessed</b>	<b>Order number: 52TL1EDV4L2S</b> <b>EAN: 4058352891889</b>	<b>LP number</b> <b>59263_74</b>
<b>Table of values for luminous intensities</b>		<b>Maximum luminous intensity</b>
		<b>siteco</b>

C-planes γ	0° 180°	15°	30°	45°	60°	75°	90° 270°	Phi-zone	Total Phi-zone
		165° 195° 345°	150° 210° 330°	135° 225° 315°	120° 240° 300°	105° 255° 285°			
Luminous intensity in cd/klm							Luminous flux in lm/klm		
0°	1669.5	1669.5	1669.5	1669.5	1669.5	1669.5	1669.5	10.0	10.0
5°	1493.3	1495.6	1516.6	1565.9	1616.3	1649.8	1662.9	75.0	85.0
10°	1088.5	1106.7	1175.0	1303.4	1460.6	1586.1	1636.2	126.8	211.8
15°	678.3	712.7	825.0	1006.5	1239.9	1474.8	1578.7	151.0	362.9
20°	362.1	388.9	492.0	707.6	980.6	1275.8	1432.9	148.2	511.0
25°	217.8	231.1	285.8	436.7	705.9	972.9	1137.5	127.8	638.8
30°	151.3	158.5	185.3	264.1	455.8	646.3	761.7	99.0	737.8
35°	95.4	107.0	131.3	171.8	268.4	391.1	463.8	70.7	808.5
40°	57.7	64.5	93.9	120.6	157.9	239.7	291.4	50.0	858.5
45°	43.5	45.9	58.2	86.3	99.5	145.4	176.9	35.2	893.7
50°	37.7	39.0	42.8	61.0	68.3	89.3	109.1	26.2	919.9
55°	34.6	35.0	36.7	43.5	50.5	59.6	73.7	20.9	940.8
60°	30.2	31.1	32.8	34.2	38.6	42.0	53.5	17.5	958.3
65°	23.9	25.4	29.1	28.1	30.1	30.8	41.3	14.6	972.8
70°	17.0	18.4	22.5	23.3	23.4	22.7	30.8	11.5	984.3
75°	10.9	12.0	16.2	17.9	17.4	15.7	20.7	8.4	992.7
80°	6.2	6.7	9.0	10.7	11.0	9.3	11.6	5.0	997.7
85°	3.1	3.3	4.2	5.0	4.8	3.9	4.2	2.3	1000.0
90°	0.0	0.0	0.0	0.0	0.0	0.0	0.0	0.0	1000.0
95°	0.0	0.0	0.0	0.0	0.0	0.0	0.0	0.0	1000.0
100°	0.0	0.0	0.0	0.0	0.0	0.0	0.0	0.0	1000.0
105°	0.0	0.0	0.0	0.0	0.0	0.0	0.0	0.0	1000.0
110°	0.0	0.0	0.0	0.0	0.0	0.0	0.0	0.0	1000.0
115°	0.0	0.0	0.0	0.0	0.0	0.0	0.0	0.0	1000.0
120°	0.0	0.0	0.0	0.0	0.0	0.0	0.0	0.0	1000.0
125°	0.0	0.0	0.0	0.0	0.0	0.0	0.0	0.0	1000.0
130°	0.0	0.0	0.0	0.0	0.0	0.0	0.0	0.0	1000.0
135°	0.0	0.0	0.0	0.0	0.0	0.0	0.0	0.0	1000.0
140°	0.0	0.0	0.0	0.0	0.0	0.0	0.0	0.0	1000.0
145°	0.0	0.0	0.0	0.0	0.0	0.0	0.0	0.0	1000.0
150°	0.0	0.0	0.0	0.0	0.0	0.0	0.0	0.0	1000.0
155°	0.0	0.0	0.0	0.0	0.0	0.0	0.0	0.0	1000.0
160°	0.0	0.0	0.0	0.0	0.0	0.0	0.0	0.0	1000.0
165°	0.0	0.0	0.0	0.0	0.0	0.0	0.0	0.0	1000.0
170°	0.0	0.0	0.0	0.0	0.0	0.0	0.0	0.0	1000.0
175°	0.0	0.0	0.0	0.0	0.0	0.0	0.0	0.0	1000.0
180°	0.0	0.0	0.0	0.0	0.0	0.0	0.0	0.0	1000.0

## Photometric test report

<b>Family</b> Licross® 21 Recessed	<b>Order number: 52TL1EDV4L2S</b> <b>EAN: 4058352891889</b>	<b>LP number</b> 59263_74
---------------------------------------	--	------------------------------

<b>UGR-Table</b>	<b>Standard room</b>	<b>siteco</b>
------------------	----------------------	---------------

Reflection factor of ceiling	0.7	0.7	0.5	0.5	0.3	0.7	0.7	0.5	0.5	0.3	
Reflection factor of walls	0.5	0.3	0.5	0.3	0.3	0.5	0.3	0.5	0.3	0.3	
Reflection factor of floor	0.2	0.2	0.2	0.2	0.2	0.2	0.2	0.2	0.2	0.2	
Room dimensions	View crosswise (C0)					View endwise (C90)					
x	y										
2H	2H	16.5	17.7	16.9	18.0	18.4	21.5	22.7	21.9	23.0	23.4
	3H	17.7	18.8	18.1	19.1	19.5	22.1	23.1	22.5	23.5	23.8
	4H	18.0	19.1	18.4	19.4	19.8	22.4	23.3	22.8	23.7	24.1
	6H	18.2	19.2	18.7	19.6	20.0	22.6	23.4	23.0	23.8	24.2
	8H	18.5	19.3	18.9	19.6	20.1	22.7	23.5	23.2	23.9	24.3
	12H	18.5	19.3	18.9	19.7	20.1	22.8	23.4	23.2	23.8	24.2
4H	2H	17.3	18.3	17.7	18.6	19.0	21.5	22.5	21.9	22.9	23.3
	3H	18.8	19.6	19.2	20.0	20.4	22.2	23.1	22.6	23.4	23.9
	4H	19.3	20.0	19.7	20.4	20.9	22.6	23.3	23.0	23.7	24.2
	6H	19.5	20.2	20.0	20.6	21.1	22.9	23.5	23.3	23.9	24.4
	8H	19.7	20.2	20.1	20.7	21.2	23.0	23.5	23.5	24.0	24.5
	12H	19.8	20.3	20.2	20.7	21.2	23.1	23.5	23.6	24.0	24.5
8H	4H	19.7	20.3	20.2	20.7	21.2	22.7	23.3	23.2	23.7	24.2
	6H	20.2	20.6	20.7	21.1	21.6	23.1	23.5	23.6	24.0	24.5
	8H	20.3	20.7	20.8	21.2	21.8	23.2	23.6	23.7	24.1	24.6
	12H	20.4	20.8	21.0	21.3	21.8	23.3	23.6	23.8	24.1	24.7
12H	4H	19.8	20.2	20.3	20.7	21.2	22.7	23.2	23.2	23.6	24.1
	6H	20.3	20.7	20.8	21.2	21.7	23.1	23.5	23.6	24.0	24.5
	8H	20.5	20.8	21.0	21.3	21.9	23.2	23.6	23.8	24.1	24.6

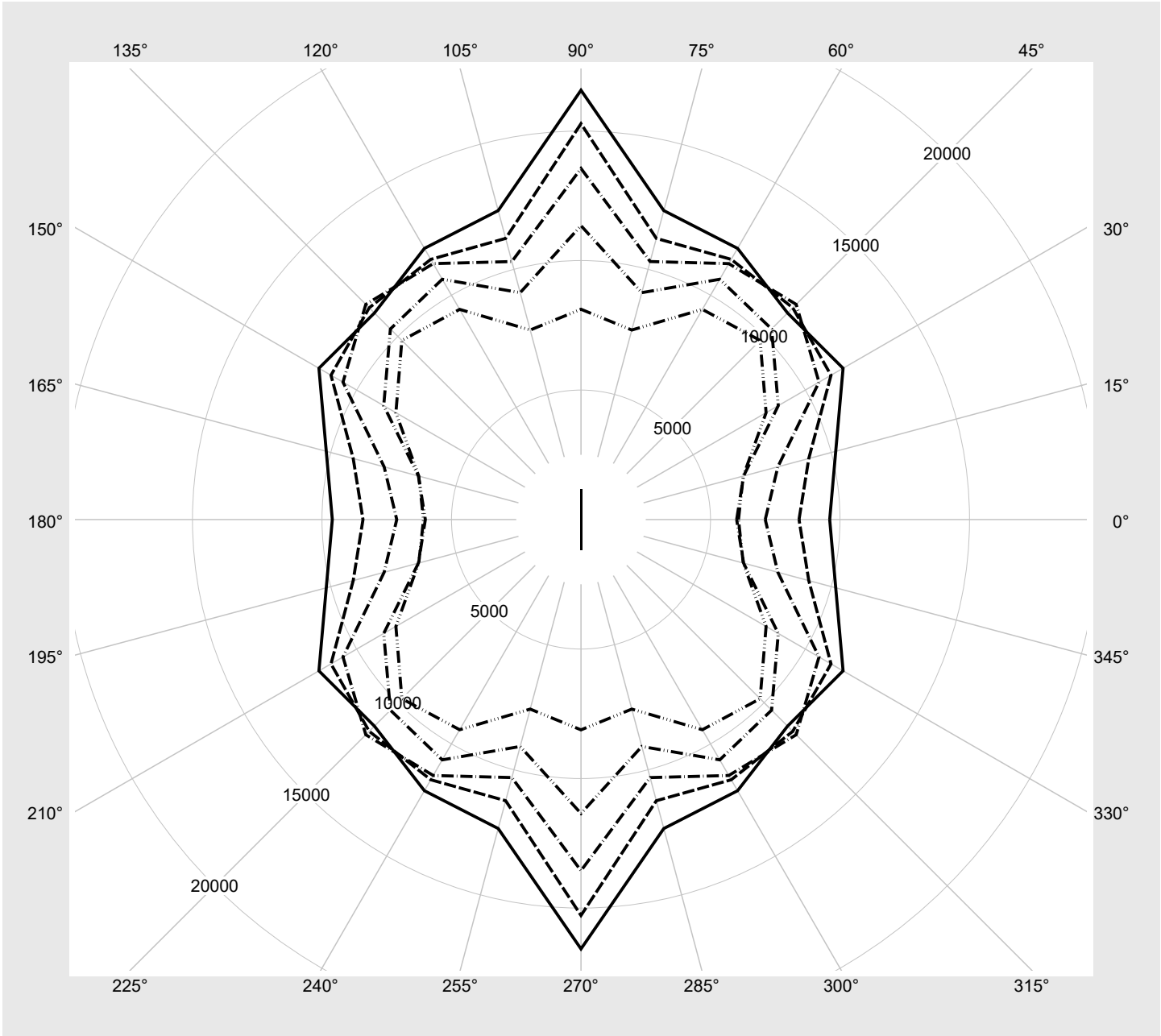
<b>Luminance table</b>	<b>Max. for <math>\gamma \geq 65^\circ</math></b>	<b>Photometric dimensions in mm:</b>	<b>L = 2250</b>
			<b>B = 58</b>

C-planes	$\gamma$	Luminance in cd/m <sup>2</sup>							
		0° 180°	15° 165° 195° 345°	30° 150° 210° 330°	45° 135° 225° 315°	60° 120° 240° 300°	75° 105° 255° 285°	90° 270°	
45°		10429.5	11001.8	13946.0	20691.2	23870.3	34869.9	42433.8	
50°		9956.2	10283.6	11290.6	16102.1	18021.6	23566.8	28792.0	
55°		10218.3	10342.2	10856.3	12853.4	14935.4	17628.5	21795.1	
60°		10227.6	10563.7	11129.4	11608.3	13089.1	14238.2	18142.2	
65°		9601.3	10181.5	11683.4	11278.9	12089.9	12350.3	16577.5	
70°		8417.4	9104.6	11145.4	11563.4	11600.1	11238.6	15285.0	
75°		7113.5	7868.3	10610.3	11749.7	11410.3	10313.5	13555.5	
80°		6009.8	6499.0	8794.9	10407.2	10712.9	9070.3	11347.7	
85°		6080.3	6485.0	8251.7	9781.0	9370.5	7576.5	8119.4	

**Photometric test report**

<b>Family</b> Licross® 21 Recessed	<b>Order number: 52TL1EDV4L2S</b> <b>EAN: 4058352891889</b>	<b>LP number</b> 59263_74
---------------------------------------	--	------------------------------

**Luminance values in cd/m<sup>2</sup>**      γ 65°    γ 70°    γ 75°    γ 80°    γ 85°      **siteco**



## Photometric test report

<b>Family</b> Licross® 21 Recessed	<b>Order number: 52TL1EDV4L2S</b> <b>EAN: 4058352891889</b>	<b>LP number</b> <b>59263_74</b>
---------------------------------------	--	-------------------------------------

<b>Dimming levels table</b>	environmental temperature: 25°C	<b>sITeco</b>
-----------------------------	---------------------------------	---------------

Luminous flux %	Dimming level linear	Dimming level logarithmic	Luminous flux [lm]	Power consumption [W]
100	254	254	22130	125.6
95	240	252	21019	118.9
90	226	250	19899	112.2
85	213	248	18841	106.0
80	199	245	17692	99.1
75	186	243	16610	92.8
70	173	240	15516	86.4
65	160	237	14410	80.1
60	147	234	13294	73.8
55	134	231	12169	67.4
50	121	227	11026	61.2
45	109	223	9967	55.4
40	96	218	8809	49.1
35	84	213	7726	43.3
30	72	208	6639	37.6
25	60	201	5546	31.8
20	48	193	4439	26.0
15	36	182	3329	20.2
10	24	168	2213	14.0
5	12	142	1084	7.6
1	4	102	332	2.8