

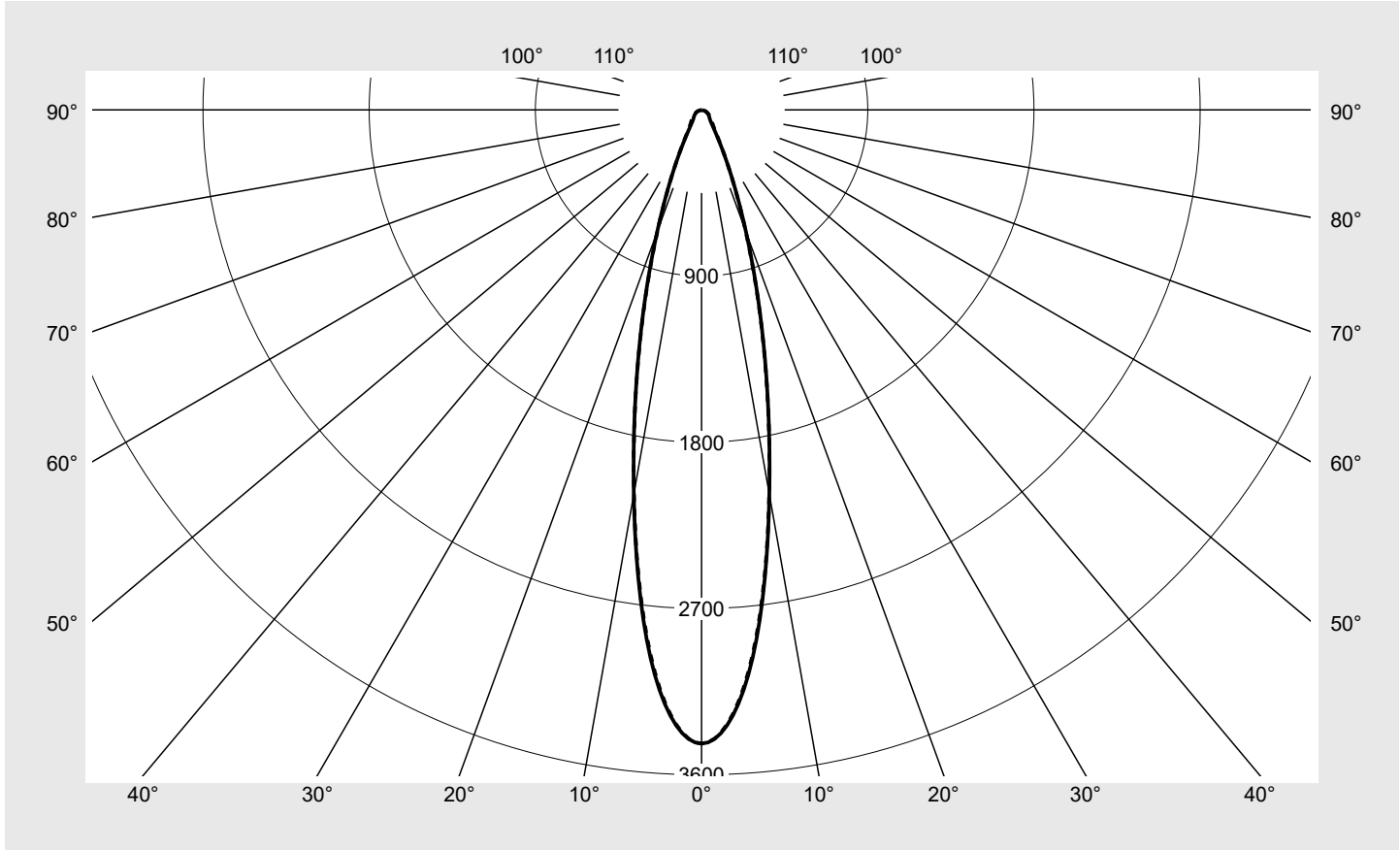


# Photometric test report

<b>Family</b> <b>Licross® 21 Recessed</b>	<b>Order number: 52TL11CN4C5S</b> <b>EAN: 4058352890424</b>	<b>LP number</b> <b>58784_263</b>
	<b>Version</b> cover frosted, narrow distribution <b>Lamps</b> LED 4000 K   CRI ≥ 80 <b>Controlgear</b> ECG-Multilumen CLOi <b>Rated values</b> Net luminous flux = 12640 lm Power consumption = 68.4 W Luminous efficacy = 184.8 lm/W	<b>serial documentation</b> <b>17.08.2023</b>
		

**Luminous intensity in cd/klm** C180-0 C270-90 **Imax: 3431 cd/klm**



Classifications	
DIN 5040	A 7 0
CIE	N1=87 N2=95 N3=99 N4=100 N5=100

Luminaire light output ratios	
$\eta_{LB}$	100.0%
$\phi_u$	100.0%
$\phi_o$	0.0%

**Measurement conditions**  
DIN EN 13032 and DIN 5032

## Photometric test report

<b>Family</b> <b>Licross® 21 Recessed</b>	<b>Order number: 52TL11CN4C5S</b> <b>EAN: 4058352890424</b>	<b>LP number</b> <b>58784_263</b>
--	--	--------------------------------------

**sitEco**

<b>Table of values for luminous intensities</b>	<b>Maximum luminous intensity</b>
---	-----------------------------------

C-planes	0° 180°	15°	30°	45°	60°	75°	90° 270°	Phi-zone	Total Phi-zone
		165° 195° 345°	150° 210° 330°	135° 225° 315°	120° 240° 300°	105° 255° 285°			
γ	Luminous intensity in cd/klm							Luminous flux in lm/klm	
0°	3431.3	3431.3	3431.3	3431.3	3431.3	3431.3	3431.3	20.5	20.5
5°	3030.0	3009.9	2995.2	3008.4	3015.8	3015.7	3017.5	143.9	164.4
10°	2113.5	2098.5	2092.1	2104.8	2111.9	2109.7	2109.2	200.3	364.7
15°	1287.2	1281.7	1283.9	1294.7	1294.7	1286.2	1283.2	182.7	547.4
20°	703.4	705.4	717.6	726.5	719.3	702.5	697.3	133.5	680.9
25°	354.0	358.8	370.9	376.0	367.5	355.6	354.0	84.3	765.2
30°	176.2	179.2	185.6	185.7	179.6	178.8	183.6	49.7	814.9
35°	102.4	102.6	103.9	102.5	99.6	107.7	116.7	32.8	847.7
40°	73.1	72.4	71.7	70.6	70.7	80.9	90.2	26.3	874.0
45°	60.7	58.7	57.0	56.9	57.9	66.7	75.5	23.6	897.6
50°	52.7	51.5	51.2	50.6	50.0	56.0	63.2	22.2	919.8
55°	44.8	43.4	45.4	45.0	43.0	46.3	51.7	20.3	940.1
60°	37.3	36.1	38.2	39.8	37.2	38.0	41.8	18.1	958.2
65°	29.8	28.9	31.0	34.0	31.7	30.7	33.0	15.5	973.8
70°	21.9	21.7	22.9	26.9	25.3	23.3	24.3	12.3	986.1
75°	12.2	12.7	14.5	18.5	17.7	15.7	16.0	8.2	994.3
80°	5.5	5.6	6.4	9.0	10.0	8.8	8.6	4.2	998.5
85°	2.2	2.1	2.4	3.2	3.5	3.4	3.0	1.6	1000.0
90°	0.0	0.0	0.0	0.0	0.0	0.0	0.0	0.0	1000.0
180°	0.0	0.0	0.0	0.0	0.0	0.0	0.0	0.0	1000.0

## Photometric test report

Family <b>Licross® 21 Recessed</b>	Order number: <b>52TL11CN4C5S</b> EAN: <b>4058352890424</b>	LP number <b>58784_263</b>
---------------------------------------	--	-------------------------------

UGR-Table	Standard room	<b>siteco</b>								
-----------	---------------	---------------	--	--	--	--	--	--	--	--

Reflection factor of ceiling	0.7	0.7	0.5	0.5	0.3	0.7	0.7	0.5	0.5	0.3	
Reflection factor of walls	0.5	0.3	0.5	0.3	0.3	0.5	0.3	0.5	0.3	0.3	
Reflection factor of floor	0.2	0.2	0.2	0.2	0.2	0.2	0.2	0.2	0.2	0.2	
Room dimensions	View crosswise (C0)					View endwise (C90)					
x	y										
2H	2H	16.8	18.0	17.2	18.3	18.6	17.2	18.3	17.6	18.6	19.0
	3H	18.2	19.1	18.6	19.5	19.8	18.6	19.6	19.0	19.9	20.3
	4H	18.5	19.5	18.9	19.8	20.2	19.1	20.0	19.5	20.4	20.8
	6H	18.7	19.5	19.1	19.9	20.3	19.5	20.3	19.9	20.6	21.0
	8H	18.8	19.5	19.2	19.9	20.3	19.6	20.3	20.1	20.7	21.1
	12H	18.8	19.4	19.2	19.8	20.3	19.6	20.3	20.1	20.7	21.1
4H	2H	17.6	18.5	18.0	18.8	19.2	17.9	18.8	18.3	19.1	19.5
	3H	19.0	19.8	19.5	20.2	20.6	19.5	20.2	19.9	20.6	21.0
	4H	19.5	20.2	19.9	20.6	21.0	20.1	20.7	20.5	21.2	21.6
	6H	19.7	20.3	20.1	20.7	21.2	20.5	21.1	20.9	21.5	22.0
	8H	19.7	20.2	20.2	20.7	21.2	20.6	21.1	21.1	21.6	22.0
	12H	19.7	20.2	20.2	20.6	21.1	20.7	21.1	21.1	21.6	22.1
8H	4H	19.8	20.3	20.3	20.8	21.3	20.3	20.9	20.8	21.3	21.8
	6H	20.1	20.5	20.6	21.0	21.5	20.9	21.3	21.4	21.8	22.3
	8H	20.1	20.5	20.6	21.0	21.5	21.0	21.4	21.5	21.9	22.4
	12H	20.1	20.4	20.6	20.9	21.5	21.1	21.4	21.6	21.9	22.5
12H	4H	19.8	20.3	20.3	20.7	21.2	20.3	20.8	20.8	21.2	21.7
	6H	20.1	20.4	20.6	20.9	21.5	20.9	21.2	21.4	21.7	22.2
	8H	20.1	20.5	20.7	21.0	21.5	21.0	21.4	21.6	21.9	22.4

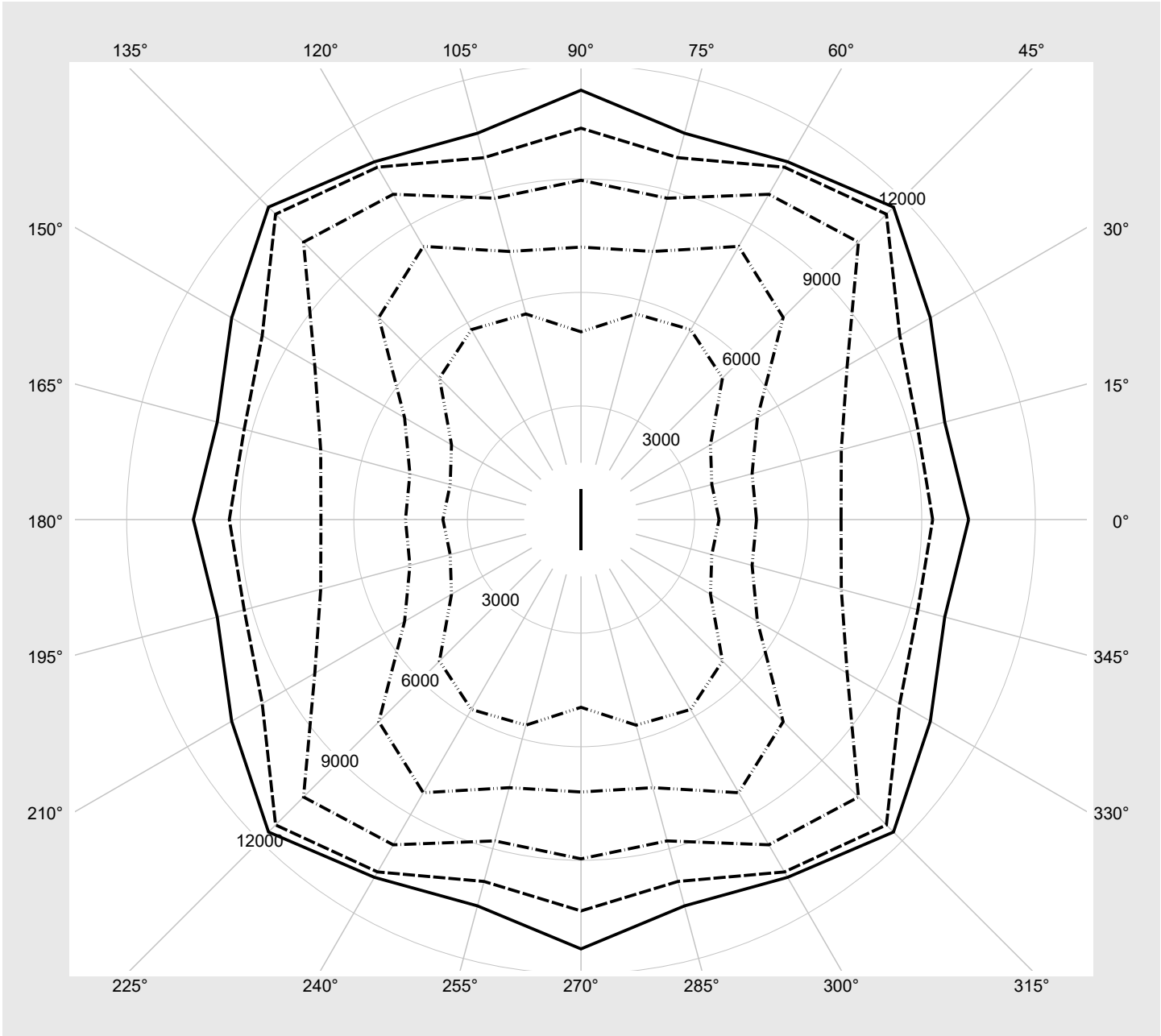
Luminance table	Max. for $\gamma \geq 65^\circ$	Photometric dimensions in mm:	L = 1500 B = 58
-----------------	---------------------------------	-------------------------------	--------------------

C-planes	$\gamma$	Luminance in cd/m <sup>2</sup>							
		0° 180°	15° 165° 195° 345°	30° 150° 210° 330°	45° 135° 225° 315°	60° 120° 240° 300°	75° 105° 255° 285°	90° 270°	
45°		12475.0	12065.7	11718.6	11687.4	11895.5	13699.5	15520.8	
50°		11922.0	11646.5	11583.0	11443.1	11294.1	12660.5	14288.1	
55°		11359.0	11003.6	11506.9	11403.6	10897.5	11738.0	13090.3	
60°		10837.6	10483.6	11090.1	11559.6	10819.3	11042.1	12157.4	
65°		10238.8	9946.9	10654.4	11673.0	10912.9	10565.0	11341.6	
70°		9289.3	9209.9	9722.6	11408.2	10748.1	9896.8	10338.2	
75°		6869.8	7117.9	8118.8	10364.7	9921.3	8787.9	8962.5	
80°		4636.0	4678.7	5380.7	7551.8	8331.6	7331.8	7196.3	
85°		3647.4	3577.4	3949.1	5286.0	5792.8	5622.7	4959.3	

**Photometric test report**

<b>Family</b> Licross® 21 Recessed	<b>Order number: 52TL11CN4C5S</b> <b>EAN: 4058352890424</b>	<b>LP number</b> <b>58784_263</b>
---------------------------------------	--	--------------------------------------

**Luminance values in cd/m<sup>2</sup>**      $\gamma$  65°      $\gamma$  70°      $\gamma$  75°      $\gamma$  80°      $\gamma$  85°



### Photometric test report

<b>Family</b> Licross® 21 Recessed	<b>Order number: 52TL11CN4C5S</b> <b>EAN: 4058352890424</b>	<b>LP number</b> <b>58784_263</b>
---------------------------------------	--	--------------------------------------

<b>Multilumen Table</b>	environmental temperature: 25°C	<b>sITeco</b>
-------------------------	---------------------------------	---------------

DIP-Step	Switch Setting			Luminous flux [lm]	Power consumption [W]	Power consumption [W]	Power consumption [W]
	1	2	3			end of lifetime	average
1	A	C	E	12640	68.4	83.1	75.8
2	A	C	F	12126	65.4	79.7	72.6
3	A	D	E	11097	59.4	71.9	65.6
4	A	D	F	10120	53.9	64.9	59.4
5	B	C	E	9060	47.9	57.7	52.8
6	B	C	F	8052	42.4	50.9	46.6
7	B	D	E	7044	37.1	44.2	40.7
8	B	D	F	6016	31.6	37.5	34.6