

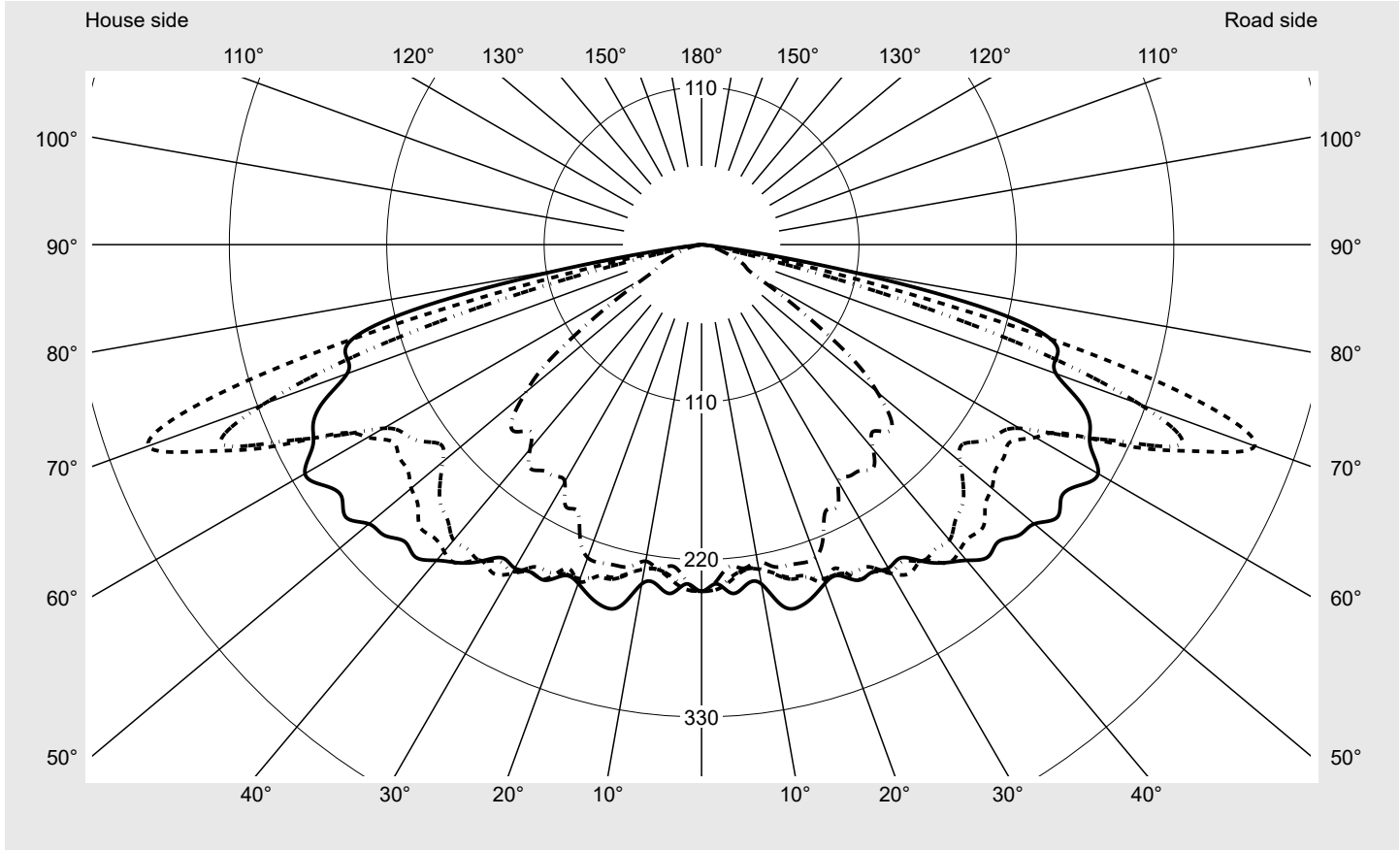


Photometric test report

Family DL 500 iQ	Order number: 5XJ3EQ3AD108 EAN: 4069025498687	LP number 59398_662
	Version Optic direct, symmetric wide distribution S100004 Cover ----- Lamps LED 3000 K CRI ≥ 70 Controlgear ECG SITECO iQ Rated values Net luminous flux = 8110 lm Power consumption = 59.8 W Luminous efficacy = 135.6 lm/W	serial documentation 24.07.2025
		

Luminous intensity in cd/klm C180-0 C205-25 C210-30 C270-90 **Imax: 411 cd/klm**



Luminaire output ratios

Eta	100.0%
Eta 0° - 90°	100.0%
Eta 90° - 180°	0.0%

Luminous intensity class acc. to EN13201-2

Class:	G4
Imax 70°	411.4
Imax 80°	95.1
Imax 90°	0.0
Imax >90°	0.0
Imax >95°	0.0

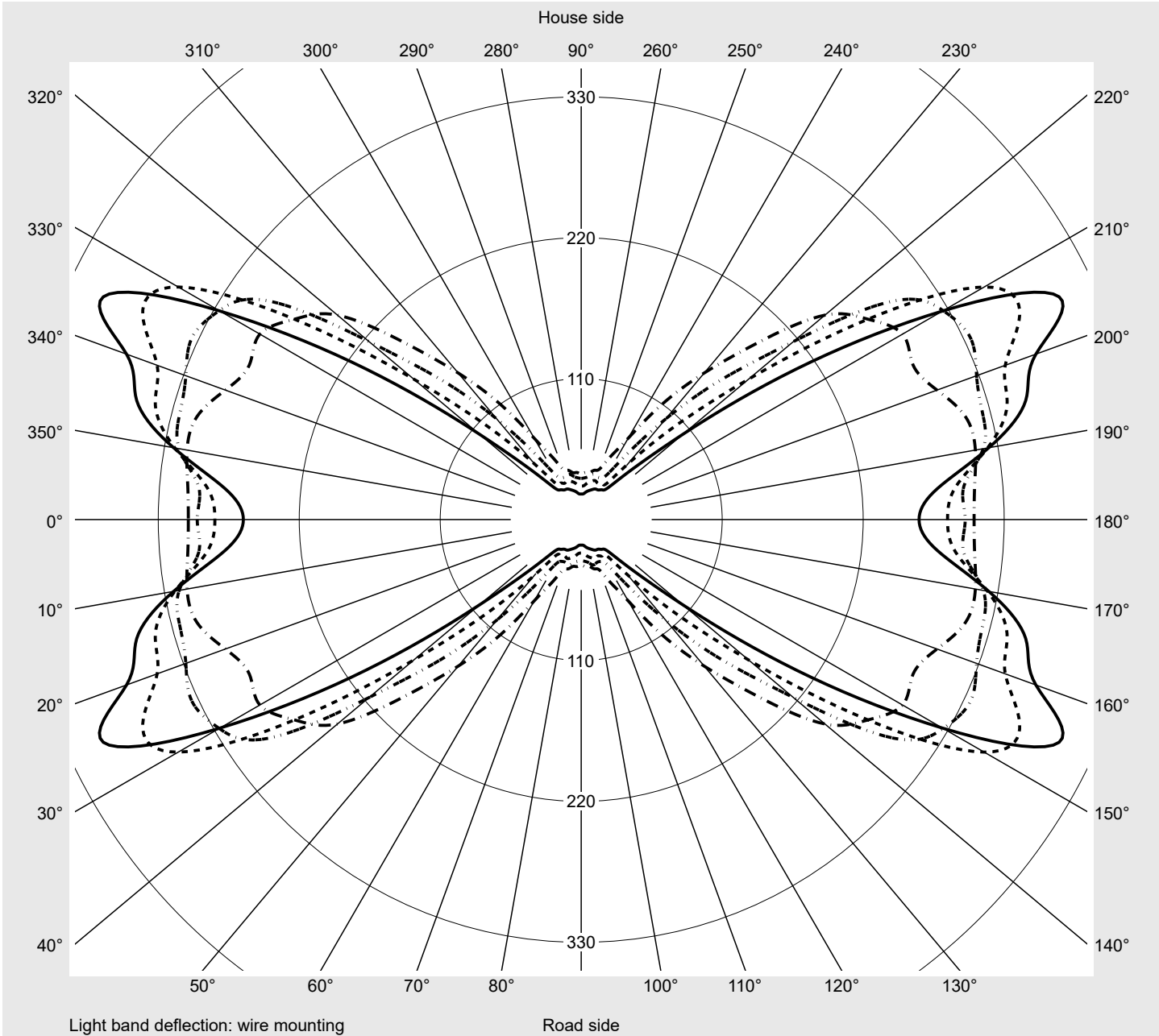
Measurement conditions

DIN EN 13032 and DIN 5032

Photometric test report

Family DL 500 iQ	Order number: 5XJ3EQ3AD108 EAN: 4069025498687	LP number 59398_662
----------------------------	--	-------------------------------

Envelope curve in cd/klm **KMK 70°** **KMK 67.5°** **KMK 65°** **KMK 62.5°** **siteco**



Photometric test report

Family DL 500 iQ	Order number: 5XJ3EQ3AD108 EAN: 4069025498687	LP number 59398_662
Table of values for luminous intensities		Maximum luminous intensity
		siteco

C-planes	0° 180°	5° 175°	10° 170°	15° 165°	20° 160°	25° 155°	30° 150°	35° 145°	40° 140°	45° 135°	50° 130°	55° 125°	60° 120°
γ	Luminous intensity in cd/klm												
0,0°	242.2	242.2	242.2	242.2	242.2	242.2	242.2	242.2	242.2	242.2	242.2	242.2	242.2
2,5°	237.2	238.8	239.3	239.2	239.9	241.2	240.6	240.8	241.4	240.6	238.9	237.8	237.8
5,0°	244.6	241.4	240.2	237.3	236.1	235.6	233.4	231.4	230.5	230.7	228.2	228.5	226.9
7,5°	239.7	239.5	240.1	235.6	230.3	229.5	229.2	225.4	225.6	225.9	225.4	227.1	225.1
10,0°	240.7	240.9	240.7	237.0	232.9	230.3	229.8	230.5	226.7	226.6	227.4	229.7	229.2
12,5°	258.0	251.4	239.6	234.1	232.4	235.2	235.7	235.9	233.6	234.4	232.0	232.6	231.2
15,0°	262.2	250.4	240.5	240.5	239.4	240.7	241.9	238.0	237.7	239.0	237.6	234.9	234.8
17,5°	258.3	253.0	242.6	241.9	244.5	243.0	243.5	237.8	239.0	239.5	238.9	236.1	238.6
20,0°	251.9	251.7	247.9	246.2	247.7	250.6	248.4	247.3	244.0	239.5	241.1	238.3	236.1
22,5°	250.2	255.3	250.1	252.0	251.1	244.7	249.1	247.1	248.1	247.7	235.9	233.3	230.7
25,0°	258.8	257.1	258.5	256.3	253.3	257.8	252.5	254.0	249.6	244.1	237.2	232.2	232.3
27,5°	258.1	256.5	263.2	259.5	259.5	258.2	253.9	256.2	251.7	239.8	233.2	229.8	227.8
30,0°	261.0	262.4	270.3	263.6	265.2	265.4	263.9	258.9	247.1	240.8	234.7	231.8	223.5
32,5°	259.5	269.3	271.6	271.6	269.8	271.9	262.4	260.2	247.0	244.5	238.0	221.6	215.1
35,0°	270.2	271.5	277.7	274.8	276.3	269.4	269.7	256.6	244.8	241.8	231.1	224.2	215.4
37,5°	280.1	278.2	282.9	283.0	277.8	280.5	268.3	250.9	240.6	237.6	227.8	218.9	216.9
40,0°	288.0	287.7	283.7	284.7	284.3	279.9	269.6	249.3	243.8	233.3	222.4	225.7	216.8
42,5°	296.1	291.5	287.5	295.3	291.2	277.3	262.2	243.9	239.3	228.4	226.9	220.5	217.6
45,0°	293.4	298.8	291.6	294.0	289.4	278.5	257.7	237.7	232.5	235.6	229.6	227.2	218.7
47,5°	300.6	298.4	297.6	302.8	292.3	268.9	248.0	237.2	231.6	238.0	233.9	219.4	210.6
50,0°	303.5	301.8	294.9	296.2	291.7	264.8	236.1	229.1	235.5	235.4	227.4	211.0	203.7
52,5°	313.1	306.4	297.9	293.8	282.3	258.9	229.6	232.4	238.8	238.4	223.0	204.0	193.8
55,0°	307.1	309.6	303.0	293.1	276.4	258.2	239.5	242.7	237.6	226.6	215.3	201.3	182.8
57,5°	313.1	310.7	306.8	291.4	269.9	256.2	246.1	247.7	241.0	221.4	213.5	184.7	154.5
60,0°	320.0	316.0	306.0	294.2	273.9	269.4	256.7	259.9	244.6	223.8	186.2	149.8	120.5
62,5°	306.5	308.2	312.3	310.4	295.5	285.6	289.5	272.8	248.2	195.5	149.4	109.6	73.2
65,0°	299.6	299.7	318.5	324.0	328.3	335.2	326.1	297.5	216.1	154.1	102.4	62.6	40.7
67,5°	285.8	293.3	321.9	344.0	352.1	377.5	363.0	272.0	170.4	101.8	56.5	34.1	32.7
70,0°	263.6	279.1	322.9	359.1	377.5	411.4	325.6	204.8	103.6	53.3	32.1	28.3	26.7
72,5°	260.2	275.7	322.3	347.2	375.3	364.9	242.0	112.7	53.4	31.2	25.3	24.3	21.6
75,0°	251.4	265.8	278.0	285.9	301.8	245.3	128.4	47.3	27.7	22.4	20.0	19.1	16.8
77,5°	197.9	175.8	144.1	149.6	149.5	108.1	39.8	20.4	16.2	15.7	15.3	13.4	11.5
80,0°	95.1	62.5	44.4	47.7	50.8	36.7	13.5	10.8	8.9	8.8	10.7	7.7	7.1
82,5°	19.9	11.3	7.0	9.6	15.5	10.3	5.6	6.2	4.3	3.5	4.0	4.1	4.1
85,0°	1.2	1.2	1.3	1.2	1.4	1.4	1.5	1.4	1.4	1.2	1.2	1.1	1.1
87,5°	0.3	0.3	0.3	0.3	0.4	0.3	0.3	0.3	0.3	0.2	0.2	0.2	0.2
90,0°	0.0	0.0	0.0	0.0	0.0	0.0	0.0	0.0	0.0	0.0	0.0	0.0	0.0

Photometric test report

Family DL 500 iQ	Order number: 5XJ3EQ3AD108 EAN: 4069025498687	LP number 59398_662
-----------------------------------	--	--------------------------------------



Table of values for luminous intensities	Maximum luminous intensity
---	-----------------------------------

C-planes	65° 115°	70° 110°	75° 105°	80° 100°	85° 95°	90°	185° 355°	190° 350°	195° 345°	200° 340°	205° 335°	210° 330°	215° 325°
γ	Luminous intensity in cd/klm												
0,0°	242.2	242.2	242.2	242.2	242.2	242.2	242.2	242.2	242.2	242.2	242.2	242.2	242.2
2,5°	237.6	237.2	238.4	236.8	236.6	235.5	238.8	239.3	239.2	239.9	241.2	240.6	240.8
5,0°	225.5	223.4	223.5	224.4	224.8	225.6	241.4	240.2	237.3	236.1	235.6	233.4	231.4
7,5°	224.0	222.3	222.8	225.7	224.9	228.1	239.5	240.1	235.6	230.3	229.5	229.2	225.4
10,0°	227.7	225.8	224.1	224.7	223.8	224.6	240.9	240.7	237.0	232.9	230.3	229.8	230.5
12,5°	231.2	231.4	229.8	229.8	229.6	230.4	251.4	239.6	234.1	232.4	235.2	235.7	235.9
15,0°	230.0	230.3	232.1	235.2	232.2	232.0	250.4	240.5	240.5	239.4	240.7	241.9	238.0
17,5°	237.7	232.4	229.1	230.6	232.7	233.2	253.0	242.6	241.9	244.5	243.0	243.5	237.8
20,0°	232.3	229.1	229.0	222.8	224.5	232.7	251.7	247.9	246.2	247.7	250.6	248.4	247.3
22,5°	227.4	224.4	223.2	217.3	219.8	221.9	255.3	250.1	252.0	251.1	244.7	249.1	247.1
25,0°	229.1	225.8	217.2	216.6	211.4	205.4	257.1	258.5	256.3	253.3	257.8	252.5	254.0
27,5°	221.2	221.3	210.3	205.3	201.2	205.9	256.5	263.2	259.5	259.5	258.2	253.9	256.2
30,0°	219.6	203.8	203.4	198.5	195.7	191.2	262.4	270.3	263.6	265.2	265.4	263.9	258.9
32,5°	213.1	203.8	198.3	195.7	194.0	191.8	269.3	271.6	271.6	269.8	271.9	262.4	260.2
35,0°	208.0	203.1	202.6	196.4	199.0	192.9	271.5	277.7	274.8	276.3	269.4	269.7	256.6
37,5°	214.0	207.7	201.2	204.7	194.8	196.9	278.2	282.9	283.0	277.8	280.5	268.3	250.9
40,0°	214.8	205.4	199.6	193.5	195.0	186.4	287.7	283.7	284.7	284.3	279.9	269.6	249.3
42,5°	212.5	197.8	193.6	191.5	186.2	177.2	291.5	287.5	295.3	291.2	277.3	262.2	243.9
45,0°	204.2	194.8	190.2	187.3	183.5	184.7	298.8	291.6	294.0	289.4	278.5	257.7	237.7
47,5°	198.5	192.3	181.2	184.3	173.1	179.1	298.4	297.6	302.8	292.3	268.9	248.0	237.2
50,0°	192.3	181.6	172.1	167.7	161.5	160.3	301.8	294.9	296.2	291.7	264.8	236.1	229.1
52,5°	180.8	167.6	154.5	148.1	139.4	137.0	306.4	297.9	293.8	282.3	258.9	229.6	232.4
55,0°	162.1	142.2	122.5	115.6	106.9	100.5	309.6	303.0	293.1	276.4	258.2	239.5	242.7
57,5°	128.4	106.6	92.1	76.1	71.9	68.4	310.7	306.8	291.4	269.9	256.2	246.1	247.7
60,0°	90.9	69.4	55.8	47.4	46.4	43.4	316.0	306.0	294.2	273.9	269.4	256.7	259.9
62,5°	54.4	42.1	39.9	37.1	36.9	35.5	308.2	312.3	310.4	295.5	285.6	289.5	272.8
65,0°	36.0	35.7	36.7	34.2	32.7	32.1	299.7	318.5	324.0	328.3	335.2	326.1	297.5
67,5°	31.2	32.2	31.0	29.2	26.7	26.1	293.3	321.9	344.0	352.1	377.5	363.0	272.0
70,0°	26.3	24.9	23.4	21.9	20.2	20.0	279.1	322.9	359.1	377.5	411.4	325.6	204.8
72,5°	20.5	19.7	18.0	16.2	16.2	14.7	275.7	322.3	347.2	375.3	364.9	242.0	112.7
75,0°	16.0	14.9	13.6	11.8	11.4	11.4	265.8	278.0	285.9	301.8	245.3	128.4	47.3
77,5°	11.5	10.5	8.9	7.7	6.7	6.8	175.8	144.1	149.6	149.5	108.1	39.8	20.4
80,0°	7.4	6.4	5.4	4.6	3.8	3.8	62.5	44.4	47.7	50.8	36.7	13.5	10.8
82,5°	3.5	3.3	2.7	2.1	1.9	1.8	11.3	7.0	9.6	15.5	10.3	5.6	6.2
85,0°	1.2	1.1	1.0	0.8	0.6	0.8	1.2	1.3	1.2	1.4	1.4	1.5	1.4
87,5°	0.2	0.2	0.2	0.1	0.2	0.3	0.3	0.3	0.3	0.4	0.3	0.3	0.3
90,0°	0.0	0.0	0.0	0.0	0.0	0.0	0.0	0.0	0.0	0.0	0.0	0.0	0.0

Photometric test report

Family DL 500 iQ	Order number: 5XJ3EQ3AD108 EAN: 4069025498687	LP number 59398_662
Table of values for luminous intensities		Maximum luminous intensity
		siteco

C-planes	220° 320°	225° 315°	230° 310°	235° 305°	240° 300°	245° 295°	250° 290°	255° 285°	260° 280°	265° 275°	270°	Phi-zone	Total Phi-zone
γ	Luminous intensity in cd/klm											Luminous flux in lm/klm	
0,0°	242.2	242.2	242.2	242.2	242.2	242.2	242.2	242.2	242.2	242.2	242.2	0.4	0.4
2,5°	241.4	240.6	238.9	237.8	237.8	237.6	237.2	238.4	236.8	236.6	235.5	2.9	3.2
5,0°	230.5	230.7	228.2	228.5	226.9	225.5	223.4	223.5	224.4	224.8	225.6	5.5	8.7
7,5°	225.6	225.9	225.4	227.1	225.1	224.0	222.3	222.8	225.7	224.9	228.1	8.2	16.9
10,0°	226.7	226.6	227.4	229.7	229.2	227.7	225.8	224.1	224.7	223.8	224.6	10.9	27.9
12,5°	233.6	234.4	232.0	232.6	231.2	231.2	231.4	229.8	229.8	229.6	230.4	13.9	41.8
15,0°	237.7	239.0	237.6	234.9	234.8	230.0	230.3	232.1	235.2	232.2	232.0	16.9	58.7
17,5°	239.0	239.5	238.9	236.1	238.6	237.7	232.4	229.1	230.6	232.7	233.2	19.7	78.4
20,0°	244.0	239.5	241.1	238.3	236.1	232.3	229.1	229.0	222.9	224.5	232.7	22.5	100.9
22,5°	248.1	247.7	235.9	233.3	230.7	227.4	224.4	223.2	217.3	219.8	221.9	25.0	125.9
25,0°	249.6	244.1	237.2	232.2	232.3	229.1	225.8	217.2	216.6	211.4	205.4	27.8	153.7
27,5°	251.7	239.8	233.2	229.8	227.8	221.2	221.3	210.3	205.3	201.2	205.9	30.1	183.8
30,0°	247.1	240.8	234.7	231.8	223.5	219.5	203.8	203.4	198.5	195.7	191.2	32.6	216.3
32,5°	247.0	244.5	238.0	221.6	215.1	213.1	203.8	198.3	195.7	194.0	191.8	35.0	251.3
35,0°	244.8	241.8	231.1	224.2	215.4	208.0	203.1	202.6	196.4	199.0	192.9	37.5	288.8
37,5°	240.6	237.6	227.8	218.9	216.9	214.0	207.7	201.2	204.7	194.8	196.9	40.1	328.9
40,0°	243.8	233.3	222.4	225.7	216.8	214.8	205.4	199.6	193.5	195.0	186.4	42.4	371.3
42,5°	239.3	228.4	226.9	220.5	217.6	212.5	197.8	193.6	191.5	186.2	177.2	44.2	415.5
45,0°	232.5	235.6	229.6	227.2	218.7	204.2	194.8	190.2	187.3	183.5	184.7	46.2	461.7
47,5°	231.6	238.0	233.9	219.4	210.6	198.5	192.3	181.2	184.3	173.1	179.1	47.7	509.4
50,0°	235.5	235.4	227.4	211.0	203.7	192.3	181.6	172.1	167.7	161.5	160.3	48.2	557.6
52,5°	238.8	238.4	223.0	204.0	193.8	180.8	167.6	154.5	148.1	139.4	137.0	48.5	606.2
55,0°	237.6	226.6	215.3	201.3	182.8	162.1	142.2	122.5	115.6	106.9	100.5	47.9	654.0
57,5°	241.0	221.4	213.5	184.7	154.5	128.4	106.6	92.1	76.1	71.9	68.4	46.4	700.4
60,0°	244.6	223.8	186.2	149.8	120.5	90.9	69.4	55.8	47.4	46.4	43.4	44.7	745.2
62,5°	248.2	195.5	149.4	109.6	73.2	54.4	42.1	39.9	37.1	36.9	35.5	43.7	788.8
65,0°	216.1	154.1	102.4	62.6	40.7	36.0	35.7	36.7	34.2	32.7	32.1	43.4	832.2
67,5°	170.4	101.8	56.5	34.1	32.7	31.2	32.2	31.0	29.2	26.7	26.1	42.6	874.8
70,0°	103.6	53.3	32.1	28.3	26.7	26.3	24.9	23.4	21.9	20.2	20.0	39.8	914.6
72,5°	53.4	31.2	25.3	24.3	21.6	20.5	19.7	18.0	16.2	16.2	14.7	35.2	949.9
75,0°	27.7	22.4	20.0	19.1	16.8	16.0	14.9	13.6	11.8	11.4	11.4	27.3	977.2
77,5°	16.2	15.7	15.3	13.4	11.5	11.5	10.5	8.9	7.7	6.7	6.8	15.0	992.2
80,0°	8.9	8.8	10.7	7.7	7.1	7.4	6.4	5.4	4.6	3.8	3.8	5.8	998.0
82,5°	4.3	3.5	4.0	4.1	4.1	3.5	3.3	2.7	2.1	1.9	1.8	1.7	999.6
85,0°	1.4	1.2	1.2	1.1	1.1	1.2	1.1	1.0	0.8	0.6	0.8	0.3	999.9
87,5°	0.3	0.2	0.2	0.2	0.2	0.2	0.2	0.2	0.1	0.2	0.3	0.1	1000.0
90,0°	0.0	0.0	0.0	0.0	0.0	0.0	0.0	0.0	0.0	0.0	0.0	0.0	1000.0

Photometric test report

Family DL 500 iQ	Order number: 5XJ3EQ3AD108 EAN: 4069025498687	LP number 59398_662
----------------------------	--	-------------------------------

Dimming levels table	environmental temperature: 25°C	sITeco
-----------------------------	---------------------------------	---------------

Luminous flux [%]	Dimming level linear	Dimming level logarithmic	Luminous flux [lm]	Power consumption [W]start of lifetime	Power consumption [W]end of lifetime	Power consumption [W]average
100	254	254	8110	59.8	66.2	63.0
95	241	252	7695	55.7	61.6	58.6
90	229	250	7312	52.2	57.5	54.8
85	216	248	6897	48.5	53.4	51.0
80	203	246	6482	44.9	49.5	47.2
75	190	243	6067	41.5	45.7	43.6
70	178	241	5683	38.4	42.2	40.3
65	165	238	5268	35.0	38.6	36.8
60	152	235	4853	31.8	35.0	33.4
55	140	232	4470	28.9	31.9	30.4
50	127	229	4055	25.9	28.5	27.2
45	114	225	3640	23.0	25.3	24.2
40	102	221	3257	20.5	22.4	21.4
35	89	216	2842	17.8	19.5	18.6
30	76	210	2427	15.3	16.7	16.0
25	63	203	2012	12.9	14.0	13.4
20	51	195	1628	10.8	11.7	11.2
15	38	184	1213	8.5	9.1	8.8
13	32	178	1022	7.5	8.0	7.8