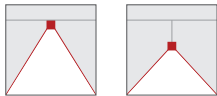


Order No.: 52TL12DV4FXG3C | **GTIN (EAN):** 4058352908204

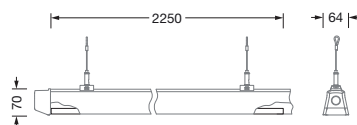
Product description: Lic21Re,wd,15420lm840,DA2,IP40,L2250,wh



Licross® 21 Recessed MO, luminaire insert, of sheet steel, galvanised, coil coated, white, length: 2.250mm, width: 66mm, height: 67mm, LED rated luminous flux: 15.420lm, light colour: 840, control gear: DALI 2, with plug, 6-pole, with phase selection, for trunking rail, 14-core, mains connection: 220..240V, AC, 50/60Hz, rated input power: 89W, for trunking rail, 14-core, halogen-free wiring, for emergency light function, converter, control gear: single battery element, battery: LiFeP04, 9Ah, primary optical cover: cover, of PMMA, light emission: direct distribution, primary light characteristic: symmetric, protection rating (complete): IP40, insulation class (complete): insulation class I (protective earthing), certification: CE, UKCA, protection symbol: D if used in an environment without relevant dust loads with corresponding accessories, impact resistance: IK06, permissible ambient temperature for indoor applications: +5..+35°C, standard: EN 60598-2-22, LABS conformity tested according to VDMA 24364:2018-05, reducing of maximum allowable ambient temperature of 5°C with ceiling mounting, corresponds to IFS (International Featured Standards) requirements for safety and quality in the food industry, packaging unit: 1 piece

IP 40 IK 06  

Lamps:	LED
Wt. (kg):	2.5
GTIN (EAN):	4058352908204



Order No.: 52TL12DV4FXG3C | **GTIN (EAN):** 4058352908204

Detailed technical description: Lic21Re,wd,15420lm840,DA2,IP40,L2250,wh



Key data

- Product type: luminaire insert
- Product name: Licross® 21 Recessed MO
- Order No.: 52TL12DV4FXG3C

Lighting technology | Lamps | Control gear

Component 1

Lighting technology:

- Cover: cover
- Beam angle: wide distribution
- Symmetry: symmetric
- Light emission: direct distribution
- UGR viewing direction along longitudinal luminaire axis: ≤ 25
- UGR viewing direction along lateral luminaire axis: ≤ 25

Lamps:

- Supplement: with central self-test function according to 60598-2-22, 2-rod battery, charging phase on R (wire number 6)

Operating device:

- Control gear: single battery element
- Battery: LiFeP04
- Nominal service life: 3h

Component 2

Certificates, Standards

- Protection rating: IP40
- Insulation class: insulation class I (protective earthing)
- Impact resistance: IK06
- Protection symbol: D if used in an environment without relevant dust loads with corresponding accessories
- Temperature range (operation): $+5..+35^{\circ}\text{C}$
- Supplement: corresponds to IFS (International Featured Standards) requirements for safety and quality in the food industry, reducing of maximum allowable ambient temperature of 5°C with ceiling mounting, LABS conformity tested according to VDMA 24364:2018-05
- Standard: EN 60598-2-22
- Certification, designation: CE, UKCA

Material, Colour

- Licross® LED insert: sheet steel, galvanised, coil coated, white
- Colour specification: white
- Cover: cover of PMMA

Mounting

- Mounting method, mounting location: slip-in mounting, in the Licross® trunking rail
- Arrangement: single/continuous arrangement
- Supplement: only suitable for indoor use

Electrical connection

- Connection: plug, 6-pole, with phase selection, for trunking rail, 14-core
- Nominal voltage: 220..240V, 50/60Hz, AC

Dimensions, Weight

- Length: 2250mm
- Width: 66mm
- Height: 67mm
- Weight: 2.5kg

Service life

- Rated service life: 70000h (L80/B50) at $\text{AT} = \text{ta max}$, 75000h (L80/B50) at $\text{AT} = 25^{\circ}\text{C}$

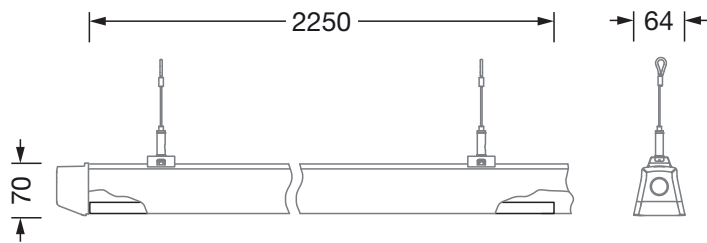
It is mandatory that the assembly instructions must be observed when planning and installing the electrical installation (to be found at www.siteco.de)

Tolerances related to thermal, electrical and photometric data according to IEC 62722

Issued 01.03.2024 - Modifications and errors subject to change - Ensure that you always use the latest version -

Order No.: 52TL12DV4FXG3C | **GTIN (EAN):** 4058352908204

Dimensions: Lic21Re,wd,15420lm840,DA2,IP40,L2250,wh



It is mandatory that the assembly instructions must be observed when planning and installing the electrical installation (to be found at www.siteco.de)

Tolerances related to thermal, electrical and photometric data according to IEC 62722

Issued 01.03.2024 - Modifications and errors subject to change - Ensure that you always use the latest version -