


Lichttechnischer Prüfbefund

Familie
Licross® 11 Recessed

Bestell-Nr.: 51TL1EDN485F
EAN: 4058352579596

LP-Nummer
59263_2



Ausführung Abdeckung satiniert, elliptisch eng strahlend
Bestückung LED 4000 K | CRI ≥ 80
Betriebsgerät EVG-DALI
Bemessungswerte Nettolichtstrom = 8750 lm
 Systemleistung = 55.4 W
 Lichtausbeute = 157.9 lm/W

Seriendokumentation
08.02.2022

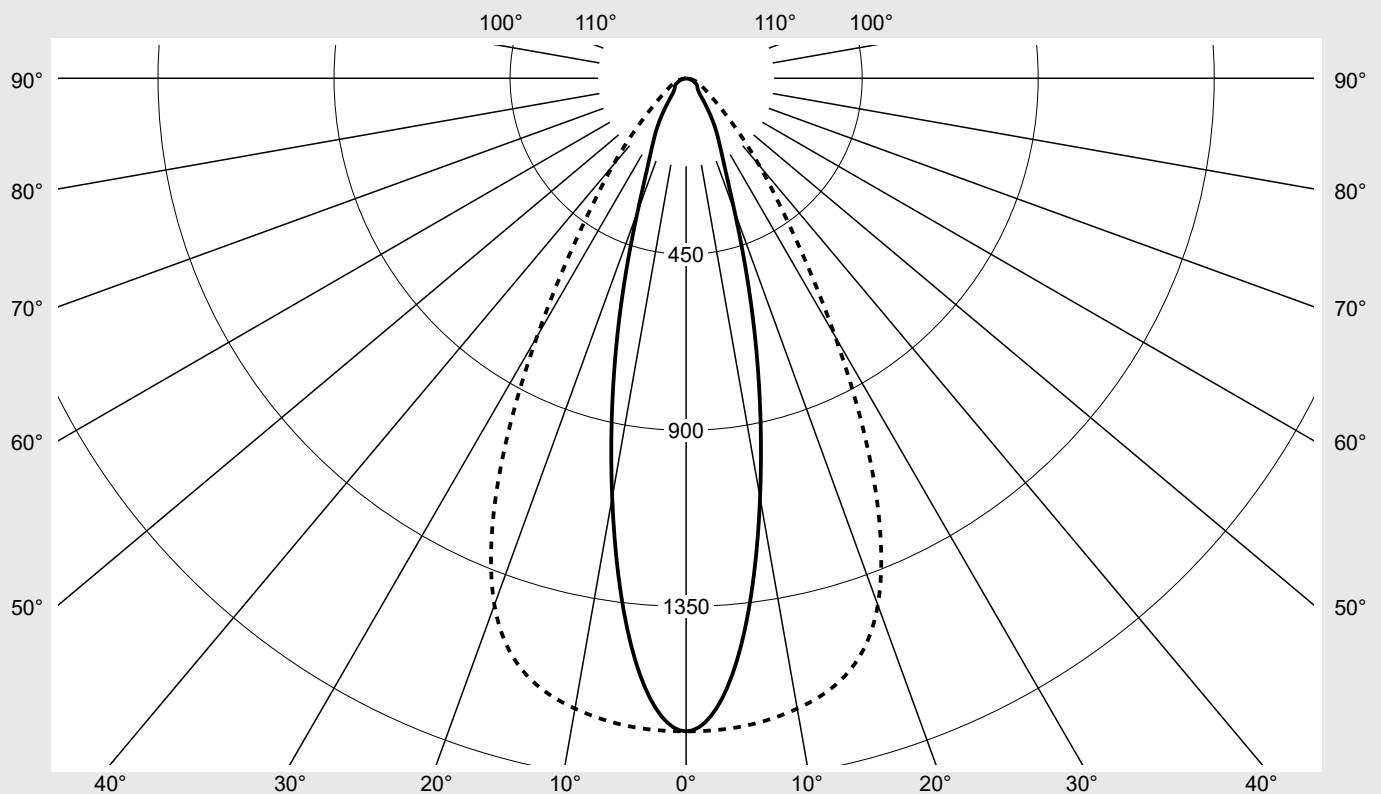
sitEco

Lichtstärke in cd/klm

C180-0

C270-90

Imax: 1670 cd/klm



Klassifizierungen

DIN 5040 A 7 0
 CIE N1=85 N2=95 N3=99
 N4=100 N5=100

Leuchtenbetriebswirkungsgrade

η_{LB} 100,0%
 ϕ_u 100,0%
 ϕ_o 0,0%

Messbedingungen

DIN EN 13032 und DIN 5032

Lichttechnischer Prüfbefund

Familie Licross® 11 Recessed	Bestell-Nr.: 51TL1EDN485F EAN: 4058352579596	LP-Nummer 59263_2
Wertetabelle Lichtstärkemessung		Maximale Lichtstärke
		sITeco

C- Ebenen	0° 180°	15°	30°	45°	60°	75°	90° 270°	Phi-Zone	Summe Phi-Zone
		165° 195° 345°	150° 210° 330°	135° 225° 315°	120° 240° 300°	105° 255° 285°			
Lichtstärke in cd/klm								Lichtstrom in lm/klm	
0°	1669.5	1669.5	1669.5	1669.5	1669.5	1669.5	1669.5	10.0	10.0
5°	1493.3	1495.6	1516.6	1565.9	1616.3	1649.8	1662.9	75.0	85.0
10°	1088.5	1106.7	1175.0	1303.4	1460.6	1586.1	1636.2	126.8	211.8
15°	678.3	712.7	825.0	1006.5	1239.9	1474.8	1578.7	151.0	362.9
20°	362.1	388.9	492.0	707.6	980.6	1275.8	1432.9	148.2	511.0
25°	217.8	231.1	285.8	436.7	705.9	972.9	1137.5	127.8	638.8
30°	151.3	158.5	185.3	264.1	455.8	646.3	761.7	99.0	737.8
35°	95.4	107.0	131.3	171.8	268.4	391.1	463.8	70.7	808.5
40°	57.7	64.5	93.9	120.6	157.9	239.7	291.4	50.0	858.5
45°	43.5	45.9	58.2	86.3	99.5	145.4	176.9	35.2	893.7
50°	37.7	39.0	42.8	61.0	68.3	89.3	109.1	26.2	919.9
55°	34.6	35.0	36.7	43.5	50.5	59.6	73.7	20.9	940.8
60°	30.2	31.1	32.8	34.2	38.6	42.0	53.5	17.5	958.3
65°	23.9	25.4	29.1	28.1	30.1	30.8	41.3	14.6	972.8
70°	17.0	18.4	22.5	23.3	23.4	22.7	30.8	11.5	984.3
75°	10.9	12.0	16.2	17.9	17.4	15.7	20.7	8.4	992.7
80°	6.2	6.7	9.0	10.7	11.0	9.3	11.6	5.0	997.7
85°	3.1	3.3	4.2	5.0	4.8	3.9	4.2	2.3	1000.0
90°	0.0	0.0	0.0	0.0	0.0	0.0	0.0	0.0	1000.0
95°	0.0	0.0	0.0	0.0	0.0	0.0	0.0	0.0	1000.0
100°	0.0	0.0	0.0	0.0	0.0	0.0	0.0	0.0	1000.0
105°	0.0	0.0	0.0	0.0	0.0	0.0	0.0	0.0	1000.0
110°	0.0	0.0	0.0	0.0	0.0	0.0	0.0	0.0	1000.0
115°	0.0	0.0	0.0	0.0	0.0	0.0	0.0	0.0	1000.0
120°	0.0	0.0	0.0	0.0	0.0	0.0	0.0	0.0	1000.0
125°	0.0	0.0	0.0	0.0	0.0	0.0	0.0	0.0	1000.0
130°	0.0	0.0	0.0	0.0	0.0	0.0	0.0	0.0	1000.0
135°	0.0	0.0	0.0	0.0	0.0	0.0	0.0	0.0	1000.0
140°	0.0	0.0	0.0	0.0	0.0	0.0	0.0	0.0	1000.0
145°	0.0	0.0	0.0	0.0	0.0	0.0	0.0	0.0	1000.0
150°	0.0	0.0	0.0	0.0	0.0	0.0	0.0	0.0	1000.0
155°	0.0	0.0	0.0	0.0	0.0	0.0	0.0	0.0	1000.0
160°	0.0	0.0	0.0	0.0	0.0	0.0	0.0	0.0	1000.0
165°	0.0	0.0	0.0	0.0	0.0	0.0	0.0	0.0	1000.0
170°	0.0	0.0	0.0	0.0	0.0	0.0	0.0	0.0	1000.0
175°	0.0	0.0	0.0	0.0	0.0	0.0	0.0	0.0	1000.0
180°	0.0	0.0	0.0	0.0	0.0	0.0	0.0	0.0	1000.0

Lichttechnischer Prüfbefund

Familie Licross® 11 Recessed	Bestell-Nr.: 51TL1EDN485F EAN: 4058352579596	LP-Nummer 59263_2
--	---	-----------------------------

UGR-Tabelle		Standardraum									
Raumabmessungen		Blickrichtung quer zur Leuchte (C0)					Blickrichtung längs zur Leuchte (C90)				
x	y										
2H	2H	14,7	15,9	15,0	16,2	16,5	19,7	20,9	20,0	21,2	21,6
	3H	15,9	17,0	16,2	17,3	17,6	20,3	21,3	20,7	21,7	22,0
	4H	16,2	17,3	16,6	17,6	18,0	20,5	21,5	20,9	21,9	22,2
	6H	16,4	17,4	16,8	17,8	18,2	20,8	21,6	21,2	22,0	22,4
	8H	16,6	17,4	17,1	17,8	18,2	20,9	21,7	21,3	22,0	22,4
	12H	16,7	17,4	17,1	17,8	18,3	21,0	21,6	21,4	22,0	22,4
4H	2H	15,5	16,5	15,9	16,8	17,2	19,7	20,7	20,1	21,1	21,4
	3H	16,9	17,8	17,4	18,1	18,6	20,4	21,2	20,8	21,6	22,0
	4H	17,4	18,2	17,9	18,6	19,0	20,8	21,5	21,2	21,9	22,4
	6H	17,7	18,4	18,2	18,8	19,3	21,1	21,7	21,5	22,1	22,6
	8H	17,8	18,4	18,3	18,9	19,4	21,2	21,7	21,7	22,2	22,7
	12H	17,9	18,4	18,4	18,9	19,4	21,3	21,7	21,7	22,2	22,7
8H	4H	17,9	18,5	18,4	18,9	19,4	20,9	21,4	21,3	21,9	22,4
	6H	18,4	18,8	18,9	19,3	19,8	21,3	21,7	21,8	22,2	22,7
	8H	18,5	18,9	19,0	19,4	19,9	21,4	21,8	21,9	22,3	22,8
	12H	18,6	19,0	19,2	19,5	20,0	21,5	21,8	22,0	22,3	22,9
12H	4H	18,0	18,4	18,5	18,9	19,4	20,8	21,4	21,3	21,8	22,3
	6H	18,5	18,9	19,0	19,3	19,9	21,3	21,7	21,8	22,2	22,7
	8H	18,7	19,0	19,2	19,5	20,1	21,4	21,8	21,9	22,3	22,8

Leuchtdichten-Tabelle Max. für $\gamma \geq 65^\circ$

Lichttechnische Abmessungen in mm: **L = 1500**
B = 58

C- Ebenen	γ	Leuchtdichte in cd/m ²						
		0° 180°	15° 165° 195° 345°	30° 150° 210° 330°	45° 135° 225° 315°	60° 120° 240° 300°	75° 105° 255° 285°	90° 270°
45°		6185.6	6525.0	8271.2	12271.7	14157.1	20680.8	25166.9
50°		5904.9	6099.1	6696.3	9549.9	10688.4	13977.2	17076.1
55°		6060.3	6133.8	6438.7	7623.2	8858.0	10455.2	12926.4
60°		6065.9	6265.2	6600.7	6884.7	7763.0	8444.5	10759.9
65°		5694.4	6038.5	6929.3	6689.4	7170.3	7324.8	9831.9
70°		4992.3	5399.8	6610.2	6858.1	6879.8	6665.5	9065.3
75°		4218.9	4666.6	6292.8	6968.6	6767.3	6116.8	8039.6
80°		3564.3	3854.5	5216.2	6172.4	6353.7	5379.5	6730.1
85°		3606.1	3846.2	4894.0	5801.0	5557.5	4493.5	4815.5

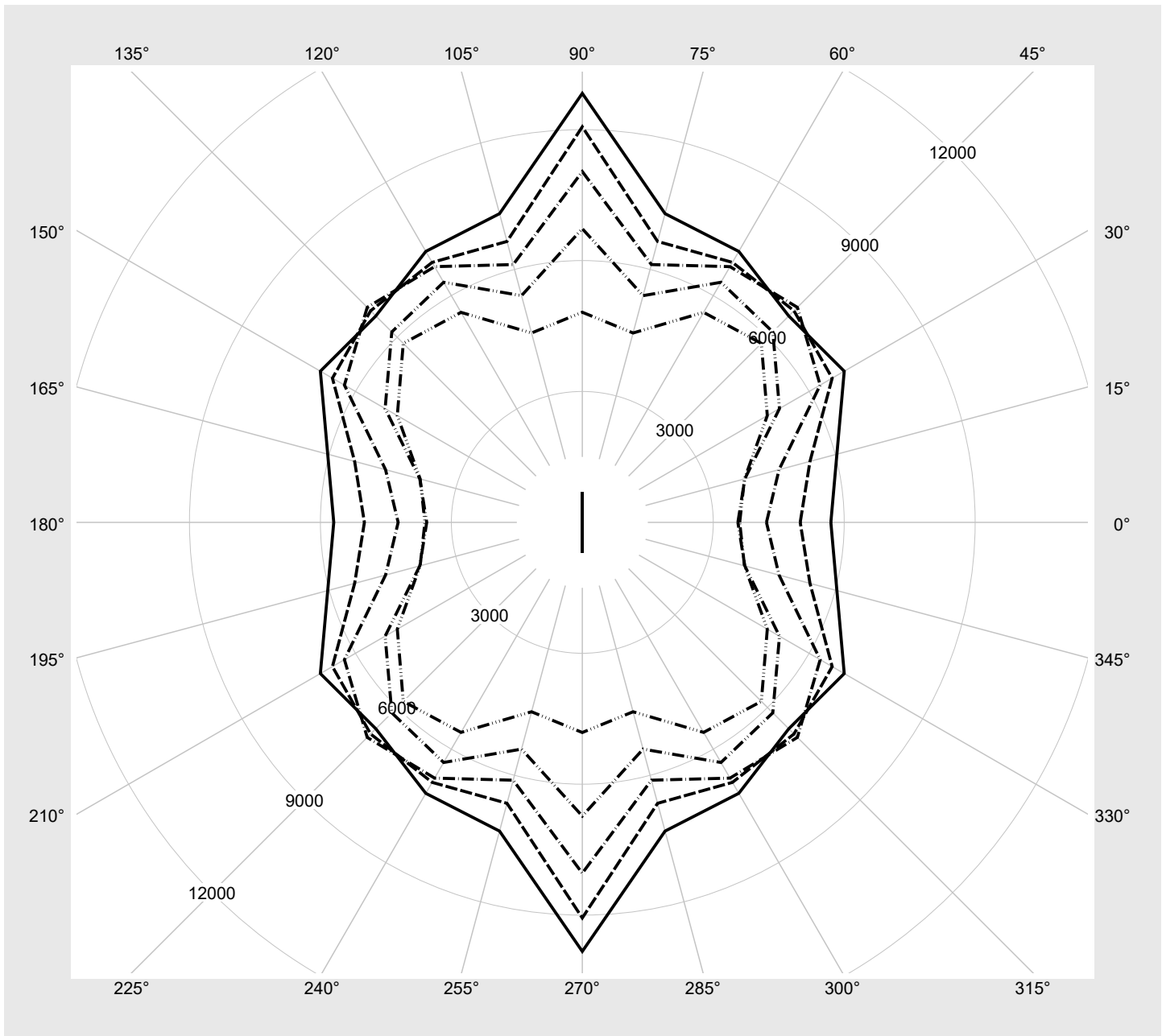
Lichttechnischer Prüfbefund

Familie Licross® 11 Recessed	Bestell-Nr.: 51TL1EDN485F EAN: 4058352579596	LP-Nummer 59263_2
--	---	-----------------------------

Leuchtdichten in cd/m²

γ 65°	γ 70°	γ 75°	γ 80°	γ 85°
--------------	--------------	--------------	--------------	--------------

siteco



Lichttechnischer Prüfbefund

Familie Licross® 11 Recessed	Bestell-Nr.: 51TL1EDN485F EAN: 4058352579596	LP-Nummer 59263_2
---	---	------------------------------------

Dimmstufen-Tabelle	Umgebungstemperatur: 25°C	sITeco
---------------------------	---------------------------	---------------

Lichtstrom [%]	Dimmstufe linear	Dimmstufe logarithmisch	Lichtstrom [lm]	Systemleistung [W]
100	254	254	8750	55.4
95	240	252	8314	52.4
90	226	250	7874	49.3
85	212	247	7425	46.2
80	199	245	7007	43.5
75	185	242	6546	40.4
70	173	240	6125	37.7
65	160	237	5690	35.0
60	147	234	5254	32.3
55	134	231	4810	29.5
50	121	227	4366	26.8
45	109	223	3947	24.3
40	96	218	3492	21.7
35	84	213	3065	19.2
30	72	208	2637	16.7
25	60	201	2203	14.3
20	48	193	1764	11.8
15	36	182	1323	9.5
10	24	168	877	7.0
5	12	142	429	4.6
2	5	110	170	3.1